


THE SARATOGA
ADVANTAGE TRUST



CLASS C SHARES
PROSPECTUS DATED DECEMBER 29, 2023
THE SARATOGA ADVANTAGE TRUST

The SARATOGA ADVANTAGE TRUST (the “Trust”) is an open-end, management investment company comprised of mutual fund portfolios each with its own distinctive investment objectives and policies, 17 of which are described herein.

The Portfolios are managed by Saratoga Capital Management, LLC (the “Manager”). Each Portfolio, except for the Investment Quality Bond Portfolio, Municipal Bond Portfolio, U.S. Government Money Market Portfolio, Conservative Balanced Allocation Portfolio, Moderately Conservative Balanced Allocation Portfolio, Moderate Balanced Allocation Portfolio, Moderately Aggressive Balanced Allocation Portfolio and Aggressive Balanced Allocation Portfolio is advised by an Investment Adviser selected and supervised by the Manager.

The Trust is designed to help investors to implement an asset allocation strategy to meet their individual needs as well as select individual investments within each asset category among the myriad of choices available. The Trust makes available assistance to help certain investors identify their risk tolerance and investment objectives through use of an investor questionnaire, and to select an appropriate model allocation of assets among the Portfolios. As further assistance, the Trust makes available to certain investors the option of automatic reallocation or rebalancing of their selected model. The Trust also provides, on a periodic basis, a report to the investor containing an analysis and evaluation of the investor’s account.

The Securities And Exchange Commission Has Not Approved Or Disapproved These Securities Or Passed Upon The Adequacy Of This Prospectus. Any Representation To The Contrary Is A Criminal Offense.

PORTFOLIO	TICKER	PORTFOLIO	TICKER
Conservative Balanced Allocation	SUMCX	Large Capitalization Growth	SLGCX
Moderately Conservative Balanced Allocation	SBCCX	Mid Capitalization	SPMCX
Moderate Balanced Allocation	SBMCX	Small Capitalization	SSCCX
Moderately Aggressive Balanced Allocation	SAMCX	International Equity	SIECX
Aggressive Balanced Allocation	SABCX	Health & Biotechnology	SHPCX
U.S. Government Money Market	SZCXX	Technology & Communications	STPCX
Investment Quality Bond	SQBCX	Financial Services	SFPCX
Municipal Bond	SMBCX	Energy & Basic Materials	SEPCX
Large Capitalization Value	SLVCX		

Table of Contents

	PAGE
PORTFOLIO SUMMARIES:	
Conservative Balanced Allocation Portfolio	1
Moderately Conservative Balanced Allocation Portfolio	8
Moderate Balanced Allocation Portfolio	15
Moderately Aggressive Balanced Allocation Portfolio	23
Aggressive Balanced Allocation Portfolio	31
U.S. Government Money Market Portfolio	39
Investment Quality Bond Portfolio	43
Municipal Bond Portfolio	48
Large Capitalization Value Portfolio	53
Large Capitalization Growth Portfolio	57
Mid Capitalization Portfolio	61
Small Capitalization Portfolio	66
International Equity Portfolio	70
Health & Biotechnology Portfolio	75
Technology & Communications Portfolio	81
Financial Services Portfolio	86
Energy & Basic Materials Portfolio	92
PRINCIPAL INVESTMENT STRATEGIES AND PRINCIPAL RISKS OF INVESTING IN THE PORTFOLIOS	97
ADDITIONAL INVESTMENT STRATEGIES AND RISKS	112
PORTFOLIO HOLDINGS	113
MANAGEMENT OF THE PORTFOLIOS	113
The Manager	113
The Advisers	115
Administration	116
SHAREHOLDER INFORMATION	116
Pricing of Portfolio Shares	116
Purchase of Shares	116
Contingent Deferred Sales Charge	118
Class C Shares Conversion Feature	119
Plan of Distribution	119
Frequent Purchases and Redemptions of Trust Shares	120
Redemption of Shares	121
DIVIDENDS AND DISTRIBUTIONS	124
TAX CONSEQUENCES	125
ADDITIONAL INFORMATION	126
FINANCIAL HIGHLIGHTS	128
PRIVACY POLICY NOTICE	138
APPENDIX A	A-1

PORTFOLIO SUMMARY: CONSERVATIVE BALANCED ALLOCATION PORTFOLIO

Investment Objective: The Conservative Balanced Allocation Portfolio seeks total return consisting of capital appreciation and income.

Fees and Expenses of the Portfolio: This table describes the fees and expenses that you may pay if you buy, hold and sell shares of the Portfolio. You may be subject to other fees not reflected in the table, such as brokerage commission and fees to financial intermediaries. In addition, Appendix A attached to this Prospectus contains information regarding financial intermediary-specific sales charge waivers and discounts.

	Conservative Balanced Allocation Portfolio
Shareholder Fees (fees paid directly from your investment)	
Maximum Sales Charge (Load) Imposed on Purchases of Shares (as a % of offering price)	NONE
Maximum Sales Charge (Load) Imposed on Reinvested Dividends (as a % of offering price)	NONE
Maximum Contingent Deferred Sales Charge (Load) (as a % of offering price)	1.00%
Redemption Fee	NONE
Exchange Fee	NONE
Annual Portfolio Operating Expenses (expenses that you pay each year as a percentage of the value of your investment)	
Management Fees	0.90%
Distribution and/or Service Rule 12b-1 Fees	1.00%
Other Expenses	1.17%
Acquired Fund Fees and Expenses ⁽¹⁾	0.60%
Total Annual Portfolio Operating Expenses (before Expense Waiver/Reimbursement)	3.67%
Expense Waiver/Reimbursement	(1.08)%
Total Annual Portfolio Operating Expenses (after Expense Waiver/Reimbursement) ⁽²⁾	2.59%

(1) Acquired Fund Fees and Expenses are the indirect costs of investing in other investment companies. These Acquired Fund Fees and Expenses are not considered in the calculation of the expense cap (defined below). The Total Annual Portfolio Operating Expenses in the above fee table will not correlate to the expense ratio in the Portfolio's financial statements because the financial statements will include only the direct operating expenses incurred by the Portfolio, not the indirect costs of investing in other investment companies ("Acquired Funds").

(2) Pursuant to an operating expense limitation agreement between the Manager and the Portfolio, the Manager has agreed to waive its fees and/or absorb expenses of the Portfolio to ensure that Total Annual Portfolio Operating Expenses (excluding front end and contingent deferred sales loads, leverage, interest and tax expenses, dividends and interest on short positions, brokerage commissions, expenses incurred in connection with any merger, reorganization or liquidation, extraordinary or non-routine expenses and Acquired Fund Fees and Expenses) for the Portfolio do not exceed 1.99% of the Portfolio's average net assets for Class C shares through December 31, 2024 (the "Expense Cap"). This operating expense limitation agreement can be terminated during its term only by, or with the consent of, the Trust's Board of Trustees. The Manager is permitted to seek reimbursement from the Portfolio, subject to limitations, for management fees waived and Portfolio expenses it paid within three (3) years of the end of the fiscal year in which such management fees were waived or expenses paid, as long as the reimbursement does not cause the Portfolio's operating expenses to exceed (i) the expense cap in place at the time the fees were waived or the expenses were incurred; or (ii) the current Expense Cap, whichever is less.

Example. This example is intended to help you compare the cost of investing in the Portfolio with the cost of investing in other mutual funds. The example assumes that you invest \$10,000 in the Portfolio for the time periods indicated. This example also assumes that your investment has a 5% return each year, and the Portfolio's operating expenses remain the same and reflect the contractual expense waiver in place for the first year. Although your actual costs may be higher or lower, based on these assumptions, your costs, if you held or sold your shares, at the end of each period would be:

IF YOU SOLD YOUR SHARES

One Year	Three Years	Five Years	Ten Years
\$362	\$1,024	\$1,806	\$3,854

IF YOU HELD YOUR SHARES

One Year	Three Years	Five Years	Ten Years
\$262	\$1,024	\$1,806	\$3,854

The above Example reflects applicable contractual fee waiver/expense reimbursement arrangements for the duration of the arrangements only.

Portfolio Turnover: The Portfolio pays transaction costs, such as commissions, when it buys and sells securities (or “turns over” its portfolio). A higher portfolio turnover rate may indicate higher transaction costs, which must be borne by the Portfolio and its shareholders and may result in higher taxes when Portfolio shares are held in a taxable account. These costs, which are not reflected in Total Annual Portfolio Operating Expenses or in the example, affect the Portfolio’s performance. During the most recent fiscal year, the Portfolio’s portfolio turnover rate was 50% of the average value of its portfolio.

Principal Investment Strategies: The Portfolio is a “fund of funds.” The Portfolio’s main investment strategy is to invest in other Saratoga Advantage Trust mutual funds (the “Saratoga Funds”) and/or unaffiliated registered investment companies and exchange-traded funds (“ETFs”) (together with the Saratoga Funds, the “Underlying Funds”).

The Portfolio’s manager, Saratoga Capital Management, LLC (the “Manager”) allocates the Portfolio’s investments in Underlying Funds based on a propriety asset allocation model developed by the Manager (the “Saratoga Strategic Horizon Asset Reallocation Program[®] model” or the “SaratogaSHARP[®] model”). Consistent with the SaratogaSHARP[®] model, the Manager allocates the Portfolio’s investments based on an analysis of capital markets that includes an examination of current economic conditions, historical asset class behavior and current market assumptions. In constructing the Portfolio, the Manager typically allocates assets among asset classes in the following investment categories: core equity, fixed income, money market and alternative investments. The target allocations are: approximately 5%-65% of the Portfolio’s assets to core equity investments; 8%-75% to fixed income investments; 10%-75% to money market investments; and 2%-30% to alternative investments. The Manager does not currently intend to allocate any of the Portfolio’s assets to sector equity investments; however, it may do so in the future. The Portfolio will invest in equity, fixed income and alternative instruments through its investments in the Underlying Funds. The Manager regularly evaluates how individual economic sectors and statistics are affecting the general economy and markets in order to develop the asset allocation parameters. Accordingly, asset allocation parameters may vary widely over time in response to changing market and/or economic conditions.

Principal Investment Risks: There is no assurance that the Portfolio will achieve its investment objective. The Portfolio share price will fluctuate with changes in the market value of its portfolio securities. When you sell your Portfolio shares, they may be worth less than what you paid for them and, accordingly, you can lose money investing in this Portfolio. Shares of the Portfolio are not bank deposits and are not guaranteed or insured by the Federal Deposit Insurance Corporation or any other government agency.

Investments in Mutual Funds Risk. The Portfolio invests in Underlying Funds as a primary strategy, so the Portfolio’s investment performance and risks are directly related to the performance and risks of the Underlying Funds. Shareholders will indirectly bear the expenses charged by the Underlying Funds. Because the Manager or its affiliates provide services to and receive fees, including supervision fees, from some of the Saratoga Funds, the Portfolio’s investments in some of the Underlying Funds benefit the Manager and/or its affiliates. In addition, the Portfolio may hold a significant percentage of the shares of an Underlying Fund. As a result, the Portfolio’s investments in an Underlying Fund may create a conflict of interest.

Exchange-Traded Funds (ETF) Risk. Shares of ETFs have many of the same risks as direct investments in common stocks or bonds. ETFs are typically open-end investment companies, which may seek to track the performance of a specific index or be actively managed. In addition, their market value is expected to rise and fall as the value of the underlying index or other assets rises and falls. The market value of their shares may differ from the net asset value (“NAV”) of the particular fund. As a shareholder in an ETF (as with other investment companies), the Portfolio would bear its ratable share of that entity’s expenses in addition to its own fees and expenses. In addition, investments in an ETF are subject to, among other risks, the risk that the ETF’s shares may trade at a discount or premium relative to the NAV of the shares, especially during periods of market volatility or stress, causing investors to pay significantly more or less than the value of the ETF’s underlying portfolio, and the listing exchange may halt trading of the ETF’s shares. ETFs also involve the risk that an active trading market for an ETF’s shares may not develop or be maintained. In addition, ETFs that track particular indices may be unable to match the performance of such underlying indices due to the temporary unavailability of certain index securities in the secondary market or other factors, such as discrepancies with respect to the weighting of securities.

Investment and Market Risk. An investment in the Portfolio's common shares is subject to investment risk, including the possible loss of the entire principal amount invested. An investment in the Portfolio's common shares represents an indirect investment in the securities owned by the Portfolio, which are generally traded on a securities exchange or in the OTC markets. The value of these securities, like other market investments, may move up or down, sometimes rapidly and unpredictably due to changes in general market conditions, economic trends or events that are not specifically related to the issuer of the security or other asset, or factors that affect a particular issuer or issuers, exchange, country, group of countries, region, market, industry, group of industries, sector or asset class. Social, political, economic and other conditions and events (such as recessions, inflation, rapid interest rate changes, supply chain disruptions, war, natural disasters, epidemics and pandemics, terrorism, conflicts and social unrest) will occur that have significant impacts on issuers, industries, governments and other systems, including the financial markets. As global systems, economies and financial markets are increasingly interconnected, events that once had only local impact are now more likely to have regional or even global effects. Events that occur in one country, region or financial market will, more frequently, adversely impact issuers in other countries, regions or markets. These impacts can be exacerbated by failures of governments and societies to adequately respond to an emerging event or threat. Investors will be negatively impacted if the value of their portfolio holdings decreases as a result of such events, if these events adversely impact the operations and effectiveness of the Manager or Adviser, as applicable, or key service providers or if these events disrupt systems and processes necessary or beneficial to the management of accounts. These events may negatively impact broad segments of businesses and populations and have a significant and rapid negative impact on the performance of the Portfolio's investments, increase the Portfolio's volatility and exacerbate pre-existing risks to the Portfolio. The Portfolio's common shares at any point in time may be worth less than the original investment, even after taking into account any reinvestment of dividends and distributions.

Common Stock Risk. Certain Underlying Funds invest in equity securities (such as common stock) that are more volatile and carry more risks than other forms of investment. In general, stock values fluctuate in response to activities specific to the company as well as general market, economic and political conditions. Stock prices can fluctuate widely in response to these factors. Common stockholders are subordinate to debt or preferred stockholders in a company's capital structure in terms of priority to corporate income and liquidation payments and, therefore, will be subject to greater credit risk than preferred stock or debt instruments.

Foreign Securities Risk. Certain Underlying Funds invest in foreign securities. An Underlying Fund's investments in foreign securities (including depositary receipts) involve risks in addition to the risks associated with domestic securities. One additional risk is currency risk. While the price of Underlying Fund shares is quoted in U.S. dollars, an Underlying Fund generally converts U.S. dollars to a foreign market's local currency to purchase a security in that market. If the value of that local currency falls relative to the U.S. dollar, the U.S. dollar value of the foreign security will decrease. This is true even if the foreign security's local price remains unchanged.

Foreign securities also have risks related to economic and political developments abroad, including expropriations, confiscatory taxation, exchange control regulation, limitations on the use or transfer of Underlying Fund assets and any effects of foreign social, economic or political instability. In particular, adverse political or economic developments in a geographic region or a particular country in which an Underlying Fund invests could cause a substantial decline in the value of its portfolio securities. Certain foreign markets may rely heavily on particular industries or foreign capital and are more vulnerable to diplomatic developments, the imposition of economic sanctions against a particular country or countries, organizations, entities and/or individuals, changes in international trading patterns, trade barriers and other protectionist or retaliatory measures. Economic sanctions could, among other things, effectively restrict or eliminate an Underlying Fund's ability to purchase or sell securities or groups of securities for a substantial period of time. The severity of sanctions and related measures, such as retaliatory actions, vary in scope and are unpredictable. The imposition of sanctions could cause a decline in the value and/or liquidity of securities issued by the sanctioned country or companies located in or economically tied to the sanctioned country, significantly delay or prevent the settlement of securities transactions, and significantly impact the Portfolio's liquidity and performance. International trade barriers or economic sanctions against foreign countries, organizations, entities and/or individuals, may adversely affect an Underlying Fund's foreign holdings or exposures. Investments in foreign markets may also be adversely affected by governmental actions such as the imposition of capital controls, nationalization of companies or industries, expropriation of assets, or the imposition of punitive taxes. Governmental actions can have a significant effect on the economic conditions in foreign countries, which also may adversely affect the value and liquidity of an Underlying Fund's investments. For example, the governments of certain countries may prohibit or impose substantial restrictions on foreign investing in their capital markets or in certain sectors or industries. In addition, a foreign government may limit or cause delay in the convertibility or repatriation of its currency which would adversely affect the U.S. dollar value and/or liquidity of investments denominated in that currency. Any of these actions could severely affect security prices, impair an Underlying Fund's ability to purchase or sell foreign securities or transfer an Underlying Fund's assets back into the U.S., or otherwise adversely affect the Underlying Fund's operations.

Certain foreign investments may become less liquid in response to market developments or adverse investor perceptions, or become illiquid after purchase by an Underlying Fund, particularly during periods of market turmoil. Certain foreign investments may become illiquid when, for instance, there are few, if any, interested buyers and sellers or when dealers are unwilling to make a market for certain securities. When an Underlying Fund holds illiquid investments, its portfolio may be harder to value, especially in changing markets. Foreign companies, in general, are not subject to the regulatory requirements of U.S. companies and may have less stringent investor protections and disclosure standards and, as such, there may be less publicly available information about these companies. Moreover, foreign accounting, auditing and financial reporting standards generally are different from those applicable to U.S. companies. In addition, in the event of a default of any foreign debt obligations, it may be more difficult for an Underlying Fund to obtain or enforce a judgment against the issuers of the securities. Furthermore, foreign exchanges and broker-dealers are generally subject to less government and exchange scrutiny and regulation than their U.S. counterparts. Finally, differences in clearance and settlement procedures in foreign markets may cause delays in settlements of an Underlying Fund's trades effected in those markets.

Depository receipts involve substantially identical risks associated with direct investments in foreign securities. Issuers of the foreign security represented by a depository receipt, particularly unsponsored or unregistered depository receipts, may not be obligated to disclose material information in the U.S. or to pass through to holders of such receipts voting rights with respect to the deposited securities.

Compared to the U.S. and other developed countries, developing or emerging countries may have relatively unstable governments, economies based on only a few industries and securities markets that trade a small number of securities. Prices of these securities tend to be especially volatile and, in the past, securities in these countries have been characterized by greater potential loss (as well as gain) than securities of companies located in developed countries.

Fixed-Income Securities Risk. Certain Underlying Funds invest in fixed-income securities. All fixed-income securities are subject to two types of risk: credit risk and interest rate risk. Credit risk refers to the possibility that the issuer of a security will be unable to make interest payments and/or repay the principal on its debt. Interest rate risk refers to fluctuations in the value of a fixed-income security resulting from changes in the general level of interest rates.

When the general level of interest rates goes up, the prices of most fixed-income securities go down. When the general level of interest rates goes down, the prices of most fixed-income securities go up. (Zero coupon securities are typically subject to greater price fluctuations than comparable securities that pay current interest.) Long-term fixed-income securities will rise and fall in response to interest rate changes to a greater extent than short-term securities. The Portfolio may face a heightened level of interest rate risk due to certain changes in monetary policy, such as certain types of interest rate changes by the Federal Reserve.

Certain Underlying Funds may invest in securities issued or guaranteed by the U.S. government or its agencies and instrumentalities (such as securities issued by the Government National Mortgage Association (Ginnie Mae), the Federal National Mortgage Association (Fannie Mae) or the Federal Home Loan Mortgage Corporation (Freddie Mac)). Securities, such as those issued or guaranteed by Ginnie Mae or the U.S. Treasury, that are backed by the full faith and credit of the United States are guaranteed only as to the timely payment of interest and principal when held to maturity. Notwithstanding that these securities are backed by the full faith and credit of the United States, circumstances could arise that would prevent the payment of principal and interest. Securities issued by U.S. government-related organizations, such as Fannie Mae and Freddie Mac, are not backed by the full faith and credit of the U.S. government and no assurance can be given that the U.S. government will provide financial support. Therefore, U.S. government-related organizations may not have the funds to meet their payment obligations in the future.

Alternative Investment Risk. Alternative investment strategies, which may include, but are not limited to, investing in or having exposure to real estate, commodities, foreign currency, natural resources, MLP and other non-traditional investments, or following event-driven, macro, long-short, market neutral, merger arbitrage, or other tactical investment strategies, may involve complex security types or transactions and/or focus on narrow segments of the market, which may increase and/or magnify the overall risks and volatility associated with these strategies.

Mortgage-Backed Securities and Prepayment Risk. Certain Underlying Funds invest in mortgage-backed securities. Mortgage-backed securities, such as mortgage pass-through securities, have different risk characteristics than traditional debt securities. For example, principal is paid back over the life of the security rather than at maturity. Although the value of fixed-income securities generally increases during periods of falling interest rates and decreases during periods of rising interest rates, this is not always the case with mortgage-backed securities. This is due to the fact that the borrower's payments may be prepaid at any time as well as other factors. Generally, prepayments will increase during a period of falling interest rates and decrease during a period of rising interest rates. The rate of prepayments also may be influenced by economic and

other factors. Prepayment risk includes the possibility that securities with stated interest rates may have the principal prepaid earlier than expected, which may occur when interest rates decline. Prepayment may expose an Underlying Fund, and thus the Portfolio, to a lower rate of return upon reinvestment of principal.

Investments in mortgage-backed securities are made based upon, among other things, expectations regarding the rate of prepayments on the underlying loans. Rates of prepayment faster or slower than expected by the Manager could reduce an Underlying Fund's yield, increase the volatility of the Underlying Fund and/or cause a decline in net asset value. Mortgage-backed securities are also subject to extension risk, which is the risk that the issuer of such a security pays back the principal of an obligation later than expected, which may occur when interest rates rise. This may have an adverse effect on returns, as the value of the security decreases when principal payments are made later than expected. In addition, an Underlying Fund may be prevented from investing proceeds it would otherwise have received at a given time at the higher prevailing interest rates. Certain mortgage-backed securities may be more volatile and less liquid than other traditional types of debt securities. In addition, an unexpectedly high rate of defaults on the mortgages held by a mortgage pool may adversely affect the value of a mortgage-backed security and could result in losses to an Underlying Fund. The risk of such defaults is generally higher in the case of mortgage pools that include subprime mortgages. The risks associated with mortgage-backed securities typically become elevated during periods of distressed economic, market, health and labor conditions. In particular, increased levels of unemployment, delays and delinquencies in payments of mortgage and rent obligations, and uncertainty regarding the effects and extent of government intervention with respect to mortgage payments and other economic matters may adversely affect the Portfolio's investments in mortgage-backed securities.

Issuer-Specific Risk. The price of an individual security or particular type of security can be more volatile than the market as a whole and can fluctuate differently than the market as a whole. An individual issuer's securities can rise or fall dramatically with little or no warning based upon such things as a better (or worse) than expected earnings report, news about the development of a promising product, or the loss of key management personnel. There is also a risk that the price of a security may never reach the level that the Manager believes is representative of its full value or that it may even go down in price.

Convertible Securities Risk. Certain Underlying Funds invest in convertible securities. An Underlying Fund's investments in convertible securities subject the Underlying Fund to the risks associated with both fixed-income securities and common stocks. To the extent that a convertible security's investment value is greater than its conversion value, its price will be likely to increase when interest rates fall and decrease when interest rates rise, as with a fixed-income security. If the conversion value exceeds the investment value, the price of the convertible security will tend to fluctuate directly with the price of the underlying equity security.

Preferred Stock Risk. Certain Underlying Funds invest in preferred stock. Preferred stocks involve credit risk and certain other risks. Certain preferred stocks contain provisions that allow an issuer under certain conditions to skip distributions (in the case of "non-cumulative" preferred stocks) or defer distributions (in the case of "cumulative" preferred stocks). If an Underlying Fund owns a preferred stock on which distributions are deferred, the Underlying Fund may nevertheless be required to report income for tax purposes while it is not receiving distributions on that security. Preferred stocks are subordinated to bonds and other debt instruments in a company's capital structure in terms of priority to corporate income and liquidation payments, and therefore will be subject to greater credit risk than those debt instruments.

Warrants Risk. Certain Underlying Funds invest in warrants. The holder of a warrant has the right to purchase a given number of shares of a particular issuer at a specified price until expiration of the warrant. Such investments can provide a greater potential for profit or loss than an equivalent investment in the underlying security. Prices of warrants do not necessarily move in tandem with the prices of the underlying securities, and are speculative investments. Warrants pay no dividends and confer no rights other than a purchase option. If a warrant is not exercised by the date of its expiration, an Underlying Fund will lose its entire investment in such warrant.

Liquidity Risk. The Portfolio and/or an Underlying Fund may hold illiquid securities that it is unable to sell at the preferred time or price and could lose its entire investment in such securities. Investments with an active trading market or that the Manager otherwise deems liquid could become illiquid before the Portfolio can exit its positions. The liquidity of the Portfolio's assets may change over time.

Small and Medium Capitalization Companies Risk. An Underlying Fund may invest in small and medium capitalization companies. Investing in medium and small capitalization companies may involve more risk than is usually associated with investing in larger, more established companies. There is typically less publicly available information concerning small and medium capitalization companies than for larger, more established companies. Some small and medium capitalization companies have limited product lines, distribution channels and financial and managerial resources and tend to concentrate on fewer geographical markets than do larger companies. Also, because small and medium capitalization companies

normally have fewer shares outstanding than larger companies and trade less frequently, it may be more difficult for the Portfolio to buy and sell significant amounts of shares without an unfavorable impact on prevailing market prices.

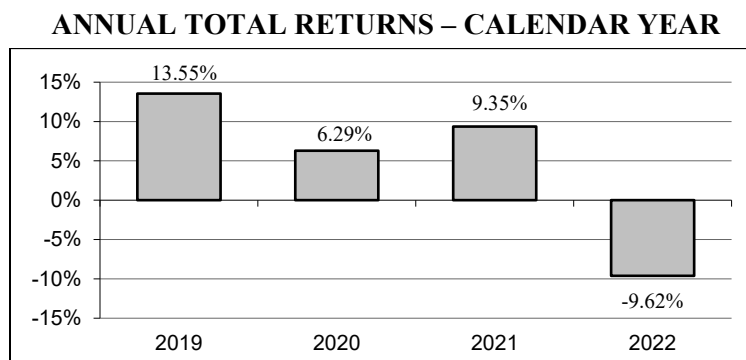
Derivatives Risk. Certain Underlying Funds may invest in derivatives. A derivative is an investment whose value depends on (or is derived from) the value of an underlying asset (including an underlying security), reference rate or index. Derivatives may be used as a substitute for purchasing the underlying asset or as a hedge to reduce exposure to risks. The derivatives in which the Portfolio or an Underlying Fund may invest include options, futures and swaps. Derivatives may be volatile and some derivatives have the potential for loss that is greater than the Underlying Fund's initial investment. Many derivatives are entered into over-the-counter or OTC (not on an exchange or contract market) and may be more difficult to purchase, sell or value than more traditional investments, such as stocks or bonds, because there may be fewer purchasers or sellers of the derivative instrument or the derivative instrument may require participants entering into offsetting transactions rather than making or taking delivery. An Underlying Fund may also lose money on a derivative if the counterparty (issuer) fails to pay the amount due. If a counterparty to an OTC derivative were to default on its obligations, the Underlying Fund's contractual remedies against such counterparty may be subject to bankruptcy and insolvency laws, which could affect the Underlying Fund's rights as a creditor (e.g., the Underlying Fund may not receive the amount of payments that it is contractually entitled to receive).

An Underlying Fund may also lose money on a derivative if the underlying asset on which the derivative is based, or the derivative itself, does not perform as an Adviser anticipated. The Underlying Fund may incur higher taxes as a result of its investing in derivatives. Changes in the value of a derivative may not correlate perfectly with, and may be more sensitive to market events than, the underlying asset. Changes in regulation relating to a mutual fund's use of derivatives and related instruments could potentially limit or impact an Underlying Fund's ability to invest in derivatives, limit the Underlying Fund's ability to employ certain strategies that use derivatives and/or adversely affect the value of derivatives and the Underlying Fund's performance.

Compared to other types of investments, derivatives may be less tax efficient. The use of certain derivatives may cause the Underlying Fund, and thus the Portfolio, to realize higher amounts of ordinary income or short-term capital gains, distributions from which are taxable to individual shareholders at ordinary income tax rates rather than at the more favorable tax rates for long-term capital gain. In addition, changes in government regulation of derivative instruments could affect the character, timing and amount of the Underlying Fund's taxable income or gains, and may limit or prevent the Underlying Fund, and thus the Portfolio, from using certain types of derivative instruments as a part of its investment strategy, which could make the investment strategy more costly to implement or require the Portfolio to change its investment strategy. An Underlying Fund's use of derivatives also may be limited by the requirements for taxation of the Underlying Fund as a regulated investment company.

Management Risk. The performance of the Portfolio also will depend on whether the Manager is successful in pursuing the Portfolio's investment strategy.

Performance: The bar chart and table that follow provide some indication of the risks of investing in the Portfolio by showing changes in the performance of the Portfolio's Class C shares from year-to-year and by showing how the average annual returns for the past 1 year and since inception periods of the Portfolio compare with those of a broad measure of market performance, as well as with an index of funds with similar investment objectives. The returns in the bar chart do not reflect the deduction of sales charges. If these amounts were reflected, returns would be less than shown. The Portfolio's past performance (before and after taxes) is not necessarily an indication of how the Portfolio will perform in the future. The returns in the table assume you sold your shares at the end of each period and include the effect of Class A shares maximum applicable front-end sales charge. Of course, if you did not sell your shares at the end of the period, your return would be higher. You may obtain the Portfolio's updated performance information by calling toll free 1-800-807-FUND or visiting www.saratogacap.com.



During the periods shown in the bar chart, the highest return for a calendar quarter was 8.70% (quarter ended June 30, 2020) and the lowest return for a calendar quarter was -10.94% (quarter ended March 31, 2020). For the period January 1, 2023 through September 30, 2023, the return for the Portfolio's Class C shares was 2.68%.

AVERAGE ANNUAL TOTAL RETURNS (FOR THE PERIODS ENDED DECEMBER 31, 2022)

	1 Year	Since Inception*
Conservative Balanced Allocation Portfolio:		
Return Before Taxes	-10.62%	2.59%
Return After Taxes on Distributions	-11.55%	1.66%
Return After Taxes on Distributions and Sale of Portfolio Shares	-5.61%	1.85%
Indices: (Reflects no deduction for fees, expenses or taxes)		
Morningstar Moderately Conservative Target Risk TR	-13.85%	2.66%
Morningstar US Fund Moderately Conservative Allocation Category	-13.34%	2.10%

* The Portfolio commenced operations on January 4, 2018.

The table above shows after-tax returns. After-tax returns are calculated using the historical highest individual federal marginal income tax rates during the period shown and do not reflect the impact of state and local taxes. Actual after-tax returns depend on the investor's tax situation and may differ from those shown, and the after-tax returns are not relevant to investors who hold their Portfolio shares through tax deferred arrangements such as 401(k) plans or individual retirement accounts. After-tax returns may be higher than before-tax returns due to an assumed benefit from capital losses that would have been realized had Portfolio shares been sold at the end of the relevant periods.

Manager: Saratoga Capital Management, LLC serves as the Portfolio's Manager.

Portfolio Managers: The following individuals serve as the Portfolio's portfolio managers:

Portfolio Manager	Primary Title
Stephen Ventimiglia	Vice Chairman, Chief Investment Officer and Chief Economist of Saratoga Capital Management, LLC, and has managed the Portfolio since its inception.
Bruce E. Ventimiglia	Chairman, President and Chief Executive Officer of Saratoga Capital Management, LLC, and has managed the Portfolio since its inception.
Jonathan W. Ventimiglia	Chief Financial Officer and Chief Compliance Officer of Saratoga Capital Management, LLC, and has managed the Portfolio since its inception.

Purchase and Sale of Portfolio Shares: There is generally a \$2,500 minimum initial investment for the Portfolio. The minimum subsequent investment in the Trust is \$100. There is no minimum subsequent investment for the Portfolio. There is no minimum initial investment and no minimum subsequent investment for employee benefit plans, mutual fund platform programs, supermarket programs, associations and individual retirement accounts. You may purchase and redeem shares of the Portfolio on any day that the New York Stock Exchange is open. Redemption requests may be made in writing, by telephone, or through a financial intermediary and will be paid by check or wire transfer.

Tax Information: Dividends and capital gain distributions you receive from the Portfolio, whether you reinvest your distributions in additional Portfolio shares or receive them in cash, are taxable to you at either ordinary income or capital gain tax rates unless you are investing through a tax-free plan, in which case your distributions generally will be taxed when withdrawn from the tax deferred account.

Payments to Broker-Dealers and Other Financial Intermediaries: If you purchase Portfolio shares through a broker-dealer or other financial intermediary (such as a bank), the Manager and/or the Portfolio's distributor may pay the intermediary for the sale of Portfolio shares and related services. These payments may create a conflict of interest by influencing the broker-dealer or other intermediary and your salesperson to recommend the Portfolio over another investment. Ask your salesperson or visit your financial intermediary's website for more information.

PORTFOLIO SUMMARY: MODERATELY CONSERVATIVE BALANCED ALLOCATION PORTFOLIO

Investment Objective: The Moderately Conservative Balanced Allocation Portfolio seeks total return consisting of capital appreciation and income.

Fees and Expenses of the Portfolio: This table describes the fees and expenses that you may pay if you buy, hold and sell shares of the Portfolio. You may be subject to other fees not reflected in the table, such as brokerage commission and fees to financial intermediaries. In addition, Appendix A attached to this Prospectus contains information regarding financial intermediary-specific sales charge waivers and discounts.

	Moderately Conservative Balanced Allocation Portfolio
SHAREHOLDER FEES (fees paid directly from your investment)	
Maximum Sales Charge (Load) Imposed on Purchases of Shares (as a % of offering price)	NONE
Maximum Sales Charge (Load) Imposed on Reinvested Dividends (as a % of offering price)	NONE
Maximum Contingent Deferred Sales Charge (Load) (as a % of offering price)	1.00%
Redemption Fee	NONE
Exchange Fee	NONE
ANNUAL PORTFOLIO OPERATING EXPENSES	
(expenses that you pay each year as a percentage of the value of your investment)	
Management Fees	0.90%
Distribution and/or Service Rule 12b-1 Fees	1.00%
Other Expenses	2.19%
Acquired Fund Fees and Expenses ⁽¹⁾	0.80%
Total Annual Portfolio Operating Expenses (before Expense Waiver/Reimbursement)	4.89%
Expense Waiver/Reimbursement	(2.10)%
Total Annual Portfolio Operating Expenses (after Expense Waiver/Reimbursement) ⁽²⁾	2.79%

(1) Acquired Fund Fees and Expenses are the indirect costs of investing in other investment companies. These Acquired Fund Fees and Expenses are not considered in the calculation of the expense cap (defined below). The Total Annual Portfolio Operating Expenses in the above fee table will not correlate to the expense ratio in the Portfolio's financial statements because the financial statements will include only the direct operating expenses incurred by the Portfolio, not the indirect costs of investing in other investment companies ("Acquired Funds").

(2) Pursuant to an operating expense limitation agreement between the Manager and the Portfolio, the Manager has agreed to waive its fees and/or absorb expenses of the Portfolio to ensure that Total Annual Portfolio Operating Expenses (excluding front end and contingent deferred sales loads, leverage, interest and tax expenses, dividends and interest on short positions, brokerage commissions, expenses incurred in connection with any merger, reorganization or liquidation, extraordinary or non-routine expenses and Acquired Fund Fees and Expenses) for the Portfolio do not exceed 1.99% of the Portfolio's average net assets for Class C shares through December 31, 2024 (the "Expense Cap"). This operating expense limitation agreement can be terminated during its term only by, or with the consent of, the Trust's Board of Trustees. The Manager is permitted to seek reimbursement from the Portfolio, subject to limitations, for management fees waived and Portfolio expenses it paid within three (3) years of the end of the fiscal year in which such management fees were waived or expenses paid, as long as the reimbursement does not cause the Portfolio's operating expenses to exceed (i) the expense cap in place at the time the fees were waived or the expenses were incurred; or (ii) the current Expense Cap, whichever is less.

Example. This example is intended to help you compare the cost of investing in the Portfolio with the cost of investing in other mutual funds. The example assumes that you invest \$10,000 in the Portfolio for the time periods indicated. This example also assumes that your investment has a 5% return each year, and the Portfolio's operating expenses remain the same and reflect the contractual expense waiver in place for the first year. Although your actual costs may be higher or lower, based on these assumptions, your costs, if you held or sold your shares, at the end of each period would be:

IF YOU SOLD YOUR SHARES

One Year	Three Years	Five Years	Ten Years
\$382	\$1,283	\$2,286	\$4,803

IF YOU HELD YOUR SHARES

One Year	Three Years	Five Years	Ten Years
\$282	\$1,283	\$2,286	\$4,803

The above Example reflects applicable contractual fee waiver/expense reimbursement arrangements for the duration of the arrangements only.

Portfolio Turnover: The Portfolio pays transaction costs, such as commissions, when it buys and sells securities (or “turns over” its portfolio). A higher portfolio turnover rate may indicate higher transaction costs, which must be borne by the Portfolio and its shareholders and may result in higher taxes when Portfolio shares are held in a taxable account. These costs, which are not reflected in Total Annual Portfolio Operating Expenses or in the example, affect the Portfolio’s performance. During the most recent fiscal year, the Portfolio’s portfolio turnover rate was 87% of the average value of its portfolio.

Principal Investment Strategies: The Portfolio is a “fund of funds.” The Portfolio’s main investment strategy is to invest in other Saratoga Advantage Trust mutual funds (the “Saratoga Funds”) and/or unaffiliated registered investment companies and exchange-traded funds (“ETFs”) (together with the Saratoga Funds, the “Underlying Funds”).

The Portfolio’s manager, Saratoga Capital Management, LLC (the “Manager”) allocates the Portfolio’s investments in Underlying Funds based on a propriety asset allocation model developed by the Manager (the “Saratoga Strategic Horizon Asset Reallocation Program[®] model” or the “SaratogaSHARP[®] model”). Consistent with the SaratogaSHARP[®] model, the Manager allocates the Portfolio’s investments based on an analysis of capital markets that includes an examination of current economic conditions, historical asset class behavior and current market assumptions. In constructing the Portfolio, the Manager typically allocates assets among asset classes in the following investment categories: core equity, fixed income, money market and alternative investments. The target allocations are: approximately 10%-75% of the Portfolio’s assets to core equity investments; 7%-70% to fixed income investments; 8.5%-70% to money market investments; and 2.5%-32.5% to alternative investments. The Manager does not currently intend to allocate any of the Portfolio’s assets to sector equity investments; however, it may do so in the future. The Portfolio will invest in equity, fixed income and alternative instruments through its investments in the Underlying Funds. The Manager regularly evaluates how individual economic sectors and statistics are affecting the general economy and markets in order to develop the asset allocation parameters. Accordingly, asset allocation parameters may vary widely over time in response to changing market and/or economic conditions.

Principal Investment Risks: There is no assurance that the Portfolio will achieve its investment objective. The Portfolio share price will fluctuate with changes in the market value of its portfolio securities. When you sell your Portfolio shares, they may be worth less than what you paid for them and, accordingly, you can lose money investing in this Portfolio. Shares of the Portfolio are not bank deposits and are not guaranteed or insured by the Federal Deposit Insurance Corporation or any other government agency.

Investments in Mutual Funds Risk. The Portfolio invests in Underlying Funds as a primary strategy, so the Portfolio’s investment performance and risks are directly related to the performance and risks of the Underlying Funds. Shareholders will indirectly bear the expenses charged by the Underlying Funds. Because the Manager or its affiliates provide services to and receive fees, including supervision fees, from some of the Saratoga Funds, the Portfolio’s investments in some of the Underlying Funds benefit the Manager and/or its affiliates. In addition, the Portfolio may hold a significant percentage of the shares of an Underlying Fund. As a result, the Portfolio’s investments in an Underlying Fund may create a conflict of interest.

Exchange-Traded Funds (ETF) Risk. Shares of ETFs have many of the same risks as direct investments in common stocks or bonds. ETFs are typically open-end investment companies, which may seek to track the performance of a specific index or be actively managed. In addition, their market value is expected to rise and fall as the value of the underlying index or other assets rises and falls. The market value of their shares may differ from the net asset value (“NAV”) of the particular fund. As a shareholder in an ETF (as with other investment companies), the Portfolio would bear its ratable share of that entity’s expenses in addition to its own fees and expenses. In addition, investments in an ETF are subject to, among other risks, the risk that the ETF’s shares may trade at a discount or premium relative to the NAV of the shares, especially during periods of market volatility or stress, causing investors to pay significantly more or less than the value of the ETF’s underlying portfolio, and the listing exchange may halt trading of the ETF’s shares. ETFs also involve the risk that an active trading market for an ETF’s shares may not develop or be maintained. In addition, ETFs that track particular indices may be unable to match the performance of such underlying indices due to the temporary unavailability of certain index securities in the secondary market or other factors, such as discrepancies with respect to the weighting of securities.

Investment and Market Risk. An investment in the Portfolio’s common shares is subject to investment risk, including the possible loss of the entire principal amount invested. An investment in the Portfolio’s common shares represents an indirect investment in the securities owned by the Portfolio, which are generally traded on a securities exchange or in the OTC markets. The value of these securities, like other market investments, may move up or down, sometimes rapidly and unpredictably due to changes in general market conditions, economic trends or events that are not specifically related to the issuer of the security or other asset, or factors that affect a particular issuer or issuers, exchange, country, group of countries, region, market, industry, group of industries, sector or asset class. Social, political, economic and other conditions and events (such as recessions, inflation, rapid interest rate changes, supply chain disruptions, war, natural disasters, epidemics

and pandemics, terrorism, conflicts and social unrest) will occur that have significant impacts on issuers, industries, governments and other systems, including the financial markets. As global systems, economies and financial markets are increasingly interconnected, events that once had only local impact are now more likely to have regional or even global effects. Events that occur in one country, region or financial market will, more frequently, adversely impact issuers in other countries, regions or markets. These impacts can be exacerbated by failures of governments and societies to adequately respond to an emerging event or threat. Investors will be negatively impacted if the value of their portfolio holdings decreases as a result of such events, if these events adversely impact the operations and effectiveness of the Manager or Adviser, as applicable, or key service providers or if these events disrupt systems and processes necessary or beneficial to the management of accounts. These events may negatively impact broad segments of businesses and populations and have a significant and rapid negative impact on the performance of the Portfolio's investments, increase the Portfolio's volatility and exacerbate pre-existing risks to the Portfolio. The Portfolio's common shares at any point in time may be worth less than the original investment, even after taking into account any reinvestment of dividends and distributions.

Common Stock Risk. Certain Underlying Funds invest in equity securities (such as common stock) that are more volatile and carry more risks than other forms of investment. In general, stock values fluctuate in response to activities specific to the company as well as general market, economic and political conditions. Stock prices can fluctuate widely in response to these factors. Common stockholders are subordinate to debt or preferred stockholders in a company's capital structure in terms of priority to corporate income and liquidation payments and, therefore, will be subject to greater credit risk than preferred stock or debt instruments.

Foreign Securities Risk. Certain Underlying Funds invest in foreign securities. An Underlying Fund's investments in foreign securities (including depositary receipts) involve risks in addition to the risks associated with domestic securities. One additional risk is currency risk. While the price of Underlying Fund shares is quoted in U.S. dollars, an Underlying Fund generally converts U.S. dollars to a foreign market's local currency to purchase a security in that market. If the value of that local currency falls relative to the U.S. dollar, the U.S. dollar value of the foreign security will decrease. This is true even if the foreign security's local price remains unchanged.

Foreign securities also have risks related to economic and political developments abroad, including expropriations, confiscatory taxation, exchange control regulation, limitations on the use or transfer of Underlying Fund assets and any effects of foreign social, economic or political instability. In particular, adverse political or economic developments in a geographic region or a particular country in which an Underlying Fund invests could cause a substantial decline in the value of its portfolio securities. Certain foreign markets may rely heavily on particular industries or foreign capital and are more vulnerable to diplomatic developments, the imposition of economic sanctions against a particular country or countries, organizations, entities and/or individuals, changes in international trading patterns, trade barriers and other protectionist or retaliatory measures. Economic sanctions could, among other things, effectively restrict or eliminate an Underlying Fund's ability to purchase or sell securities or groups of securities for a substantial period of time. The severity of sanctions and related measures, such as retaliatory actions, vary in scope and are unpredictable. The imposition of sanctions could cause a decline in the value and/or liquidity of securities issued by the sanctioned country or companies located in or economically tied to the sanctioned country, significantly delay or prevent the settlement of securities transactions, and significantly impact the Portfolio's liquidity and performance. International trade barriers or economic sanctions against foreign countries, organizations, entities and/or individuals, may adversely affect an Underlying Fund's foreign holdings or exposures. Investments in foreign markets may also be adversely affected by governmental actions such as the imposition of capital controls, nationalization of companies or industries, expropriation of assets, or the imposition of punitive taxes. Governmental actions can have a significant effect on the economic conditions in foreign countries, which also may adversely affect the value and liquidity of an Underlying Fund's investments. For example, the governments of certain countries may prohibit or impose substantial restrictions on foreign investing in their capital markets or in certain sectors or industries. In addition, a foreign government may limit or cause delay in the convertibility or repatriation of its currency which would adversely affect the U.S. dollar value and/or liquidity of investments denominated in that currency. Any of these actions could severely affect security prices, impair an Underlying Fund's ability to purchase or sell foreign securities or transfer an Underlying Fund's assets back into the U.S., or otherwise adversely affect the Underlying Fund's operations.

Certain foreign investments may become less liquid in response to market developments or adverse investor perceptions, or become illiquid after purchase by an Underlying Fund, particularly during periods of market turmoil. Certain foreign investments may become illiquid when, for instance, there are few, if any, interested buyers and sellers or when dealers are unwilling to make a market for certain securities. When an Underlying Fund holds illiquid investments, its portfolio may be harder to value, especially in changing markets. Foreign companies, in general, are not subject to the regulatory requirements of U.S. companies and may have less stringent investor protections and disclosure standards and, as such, there may be less publicly available information about these companies. Moreover, foreign accounting, auditing and financial reporting standards generally are different from those applicable to U.S. companies. In addition, in the event of a

default of any foreign debt obligations, it may be more difficult for an Underlying Fund to obtain or enforce a judgment against the issuers of the securities. Furthermore, foreign exchanges and broker-dealers are generally subject to less government and exchange scrutiny and regulation than their U.S. counterparts. Finally, differences in clearance and settlement procedures in foreign markets may cause delays in settlements of an Underlying Fund's trades effected in those markets.

Depository receipts involve substantially identical risks associated with direct investments in foreign securities. Issuers of the foreign security represented by a depository receipt, particularly unsponsored or unregistered depository receipts, may not be obligated to disclose material information in the U.S. or to pass through to holders of such receipts voting rights with respect to the deposited securities.

Compared to the U.S. and other developed countries, developing or emerging countries may have relatively unstable governments, economies based on only a few industries and securities markets that trade a small number of securities. Prices of these securities tend to be especially volatile and, in the past, securities in these countries have been characterized by greater potential loss (as well as gain) than securities of companies located in developed countries.

Fixed-Income Securities Risk. Certain Underlying Funds invest in fixed-income securities. All fixed-income securities are subject to two types of risk: credit risk and interest rate risk. Credit risk refers to the possibility that the issuer of a security will be unable to make interest payments and/or repay the principal on its debt. Interest rate risk refers to fluctuations in the value of a fixed-income security resulting from changes in the general level of interest rates.

When the general level of interest rates goes up, the prices of most fixed-income securities go down. When the general level of interest rates goes down, the prices of most fixed-income securities go up. (Zero coupon securities are typically subject to greater price fluctuations than comparable securities that pay current interest.) Long-term fixed-income securities will rise and fall in response to interest rate changes to a greater extent than short-term securities. The Portfolio may face a heightened level of interest rate risk due to certain changes in monetary policy, such as certain types of interest rate changes by the Federal Reserve.

Certain Underlying Funds may invest in securities issued or guaranteed by the U.S. government or its agencies and instrumentalities (such as securities issued by the Government National Mortgage Association (Ginnie Mae), the Federal National Mortgage Association (Fannie Mae) or the Federal Home Loan Mortgage Corporation (Freddie Mac)). Securities, such as those issued or guaranteed by Ginnie Mae or the U.S. Treasury, that are backed by the full faith and credit of the United States are guaranteed only as to the timely payment of interest and principal when held to maturity. Notwithstanding that these securities are backed by the full faith and credit of the United States, circumstances could arise that would prevent the payment of principal and interest. Securities issued by U.S. government-related organizations, such as Fannie Mae and Freddie Mac, are not backed by the full faith and credit of the U.S. government and no assurance can be given that the U.S. government will provide financial support. Therefore, U.S. government-related organizations may not have the funds to meet their payment obligations in the future.

Alternative Investment Risk. Alternative investment strategies, which may include, but are not limited to, investing in or having exposure to real estate, commodities, foreign currency, natural resources, MLP and other non-traditional investments, or following event-driven, macro, long-short, market neutral, merger arbitrage, or other tactical investment strategies, may involve complex security types or transactions and/or focus on narrow segments of the market, which may increase and/or magnify the overall risks and volatility associated with these strategies.

Mortgage-Backed Securities and Prepayment Risk. Certain Underlying Funds invest in mortgage-backed securities. Mortgage-backed securities, such as mortgage pass-through securities, have different risk characteristics than traditional debt securities. For example, principal is paid back over the life of the security rather than at maturity. Although the value of fixed-income securities generally increases during periods of falling interest rates and decreases during periods of rising interest rates, this is not always the case with mortgage-backed securities. This is due to the fact that the borrower's payments may be prepaid at any time as well as other factors. Generally, prepayments will increase during a period of falling interest rates and decrease during a period of rising interest rates. The rate of prepayments also may be influenced by economic and other factors. Prepayment risk includes the possibility that securities with stated interest rates may have the principal prepaid earlier than expected, which may occur when interest rates decline. Prepayment may expose an Underlying Fund, and thus the Portfolio, to a lower rate of return upon reinvestment of principal.

Investments in mortgage-backed securities are made based upon, among other things, expectations regarding the rate of prepayments on the underlying loans. Rates of prepayment faster or slower than expected by the Manager could reduce an Underlying Fund's yield, increase the volatility of the Underlying Fund and/or cause a decline in net asset value. Mortgage-backed securities are also subject to extension risk, which is the risk that the issuer of such a security pays back the principal of an obligation later than expected, which may occur when interest rates rise. This may have an adverse effect on returns,

as the value of the security decreases when principal payments are made later than expected. In addition, an Underlying Fund may be prevented from investing proceeds it would otherwise have received at a given time at the higher prevailing interest rates. Certain mortgage-backed securities may be more volatile and less liquid than other traditional types of debt securities. In addition, an unexpectedly high rate of defaults on the mortgages held by a mortgage pool may adversely affect the value of a mortgage-backed security and could result in losses to an Underlying Fund. The risk of such defaults is generally higher in the case of mortgage pools that include subprime mortgages. The risks associated with mortgage-backed securities typically become elevated during periods of distressed economic, market, health and labor conditions. In particular, increased levels of unemployment, delays and delinquencies in payments of mortgage and rent obligations, and uncertainty regarding the effects and extent of government intervention with respect to mortgage payments and other economic matters may adversely affect the Portfolio's investments in mortgage-backed securities.

Issuer-Specific Risk. The price of an individual security or particular type of security can be more volatile than the market as a whole and can fluctuate differently than the market as a whole. An individual issuer's securities can rise or fall dramatically with little or no warning based upon such things as a better (or worse) than expected earnings report, news about the development of a promising product, or the loss of key management personnel. There is also a risk that the price of a security may never reach the level that the Manager believes is representative of its full value or that it may even go down in price.

Convertible Securities Risk. Certain Underlying Funds invest in convertible securities. An Underlying Fund's investments in convertible securities subject the Underlying Fund to the risks associated with both fixed-income securities and common stocks. To the extent that a convertible security's investment value is greater than its conversion value, its price will be likely to increase when interest rates fall and decrease when interest rates rise, as with a fixed-income security. If the conversion value exceeds the investment value, the price of the convertible security will tend to fluctuate directly with the price of the underlying equity security.

Preferred Stock Risk. Certain Underlying Funds invest in preferred stock. Preferred stocks involve credit risk and certain other risks. Certain preferred stocks contain provisions that allow an issuer under certain conditions to skip distributions (in the case of "non-cumulative" preferred stocks) or defer distributions (in the case of "cumulative" preferred stocks). If an Underlying Fund owns a preferred stock on which distributions are deferred, the Underlying Fund may nevertheless be required to report income for tax purposes while it is not receiving distributions on that security. Preferred stocks are subordinated to bonds and other debt instruments in a company's capital structure in terms of priority to corporate income and liquidation payments, and therefore will be subject to greater credit risk than those debt instruments.

Warrants Risk. Certain Underlying Funds invest in warrants. The holder of a warrant has the right to purchase a given number of shares of a particular issuer at a specified price until expiration of the warrant. Such investments can provide a greater potential for profit or loss than an equivalent investment in the underlying security. Prices of warrants do not necessarily move in tandem with the prices of the underlying securities, and are speculative investments. Warrants pay no dividends and confer no rights other than a purchase option. If a warrant is not exercised by the date of its expiration, an Underlying Fund will lose its entire investment in such warrant.

Liquidity Risk. The Portfolio and/or an Underlying Fund may hold illiquid securities that it is unable to sell at the preferred time or price and could lose its entire investment in such securities. Investments with an active trading market or that the Manager otherwise deems liquid could become illiquid before the Portfolio can exit its positions. The liquidity of the Portfolio's assets may change over time.

Small and Medium Capitalization Companies Risk. An Underlying Fund may invest in small and medium capitalization companies. Investing in medium and small capitalization companies may involve more risk than is usually associated with investing in larger, more established companies. There is typically less publicly available information concerning small and medium capitalization companies than for larger, more established companies. Some small and medium capitalization companies have limited product lines, distribution channels and financial and managerial resources and tend to concentrate on fewer geographical markets than do larger companies. Also, because small and medium capitalization companies normally have fewer shares outstanding than larger companies and trade less frequently, it may be more difficult for the Portfolio to buy and sell significant amounts of shares without an unfavorable impact on prevailing market prices.

Derivatives Risk. Certain Underlying Funds may invest in derivatives. A derivative is an investment whose value depends on (or is derived from) the value of an underlying asset (including an underlying security), reference rate or index. Derivatives may be used as a substitute for purchasing the underlying asset or as a hedge to reduce exposure to risks. The derivatives in which the Portfolio or an Underlying Fund may invest include options, futures and swaps. Derivatives may be volatile and some derivatives have the potential for loss that is greater than the Underlying Fund's initial investment. Many derivatives are entered into over-the-counter or OTC (not on an exchange or contract market) and may be more

difficult to purchase, sell or value than more traditional investments, such as stocks or bonds, because there may be fewer purchasers or sellers of the derivative instrument or the derivative instrument may require participants entering into offsetting transactions rather than making or taking delivery. An Underlying Fund may also lose money on a derivative if the counterparty (issuer) fails to pay the amount due. If a counterparty to an OTC derivative were to default on its obligations, the Underlying Fund’s contractual remedies against such counterparty may be subject to bankruptcy and insolvency laws, which could affect the Underlying Fund’s rights as a creditor (e.g., the Underlying Fund may not receive the amount of payments that it is contractually entitled to receive).

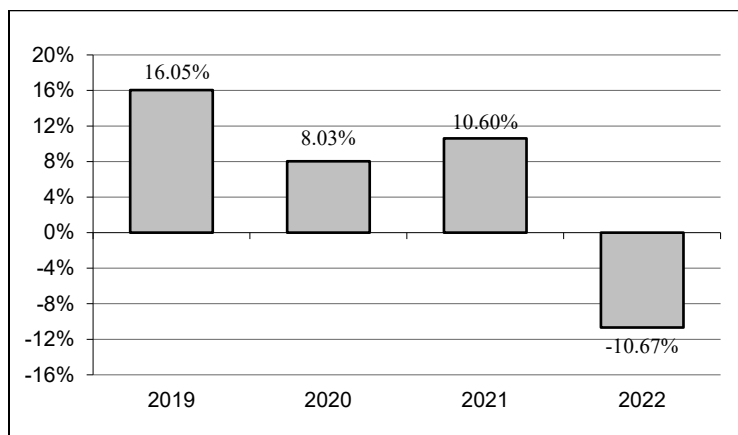
An Underlying Fund may also lose money on a derivative if the underlying asset on which the derivative is based, or the derivative itself, does not perform as an Adviser anticipated. The Underlying Fund may incur higher taxes as a result of its investing in derivatives. Changes in the value of a derivative may not correlate perfectly with, and may be more sensitive to market events than, the underlying asset. Changes in regulation relating to a mutual fund’s use of derivatives and related instruments could potentially limit or impact an Underlying Fund’s ability to invest in derivatives, limit the Underlying Fund’s ability to employ certain strategies that use derivatives and/or adversely affect the value of derivatives and the Underlying Fund’s performance.

Compared to other types of investments, derivatives may be less tax efficient. The use of certain derivatives may cause the Underlying Fund, and thus the Portfolio, to realize higher amounts of ordinary income or short-term capital gains, distributions from which are taxable to individual shareholders at ordinary income tax rates rather than at the more favorable tax rates for long-term capital gain. In addition, changes in government regulation of derivative instruments could affect the character, timing and amount of the Underlying Fund’s taxable income or gains, and may limit or prevent the Underlying Fund, and thus the Portfolio, from using certain types of derivative instruments as a part of its investment strategy, which could make the investment strategy more costly to implement or require the Portfolio to change its investment strategy. An Underlying Fund’s use of derivatives also may be limited by the requirements for taxation of the Underlying Fund as a regulated investment company.

Management Risk. The performance of the Portfolio also will depend on whether the Manager is successful in pursuing the Portfolio’s investment strategy.

Performance: The bar chart and table that follow provide some indication of the risks of investing in the Portfolio by showing changes in the performance of the Portfolio’s Class C shares from year-to-year and by showing how the average annual returns for the past 1 year and since inception periods of the Portfolio compare with those of a broad measure of market performance, as well as with an index of funds with similar investment objectives. The returns in the bar chart do not reflect the deduction of sales charges. If these amounts were reflected, returns would be less than shown. The Portfolio’s past performance (before and after taxes) is not necessarily an indication of how the Portfolio will perform in the future. The returns in the table assume you sold your shares at the end of each period and include the effect of Class A shares maximum applicable front-end sales charge. Of course, if you did not sell your shares at the end of the period, your return would be higher. You may obtain the Portfolio’s updated performance information by calling toll free 1-800-807-FUND or visiting www.saratogacap.com.

ANNUAL TOTAL RETURNS – CALENDAR YEAR



During the periods shown in the bar chart, the highest return for a calendar quarter was 11.16% (quarter ended June 30, 2020) and the lowest return for a calendar quarter was -14.13% (quarter ended March 31, 2020). For the period January 1, 2023 through September 30, 2023, the return for the Portfolio’s Class C shares was 3.59%.

AVERAGE ANNUAL TOTAL RETURNS (FOR THE PERIODS ENDED DECEMBER 31, 2022)

	1 Year	Since Inception*
Moderately Conservative Balanced Allocation Portfolio:		
Return Before Taxes	-11.67%	2.80%
Return After Taxes on Distributions	-13.22%	1.43%
Return After Taxes on Distributions and Sale of Portfolio Shares	-5.77%	2.00%
Indices: (Reflects no deduction for fees, expenses or taxes)		
Morningstar Moderate Target Risk TR	-14.77%	3.47%
Morningstar US Fund Moderate Allocation Category	-13.84%	4.15%

* The Portfolio commenced operations on January 10, 2018.

The table above shows after-tax returns. After-tax returns are calculated using the historical highest individual federal marginal income tax rates during the period shown and do not reflect the impact of state and local taxes. Actual after-tax returns depend on the investor's tax situation and may differ from those shown, and the after-tax returns are not relevant to investors who hold their Portfolio shares through tax deferred arrangements such as 401(k) plans or individual retirement accounts. After-tax returns may be higher than before-tax returns due to an assumed benefit from capital losses that would have been realized had Portfolio shares been sold at the end of the relevant periods.

Manager: Saratoga Capital Management, LLC serves as the Portfolio's Manager.

Portfolio Managers: The following individuals serve as the Portfolio's portfolio managers:

Portfolio Manager	Primary Title
Stephen Ventimiglia	Vice Chairman, Chief Investment Officer and Chief Economist of Saratoga Capital Management, LLC, and has managed the Portfolio since its inception.
Bruce E. Ventimiglia	Chairman, President and Chief Executive Officer of Saratoga Capital Management, LLC, and has managed the Portfolio since its inception.
Jonathan W. Ventimiglia	Chief Financial Officer and Chief Compliance Officer of Saratoga Capital Management, LLC, and has managed the Portfolio since its inception.

Purchase and Sale of Portfolio Shares: There is generally a \$2,500 minimum initial investment for the Portfolio. The minimum subsequent investment in the Trust is \$100. There is no minimum subsequent investment for the Portfolio. There is no minimum initial investment and no minimum subsequent investment for employee benefit plans, mutual fund platform programs, supermarket programs, associations and individual retirement accounts. You may purchase and redeem shares of the Portfolio on any day that the New York Stock Exchange is open. Redemption requests may be made in writing, by telephone, or through a financial intermediary and will be paid by check or wire transfer.

Tax Information: Dividends and capital gain distributions you receive from the Portfolio, whether you reinvest your distributions in additional Portfolio shares or receive them in cash, are taxable to you at either ordinary income or capital gain tax rates unless you are investing through a tax-free plan, in which case your distributions generally will be taxed when withdrawn from the tax deferred account.

Payments to Broker-Dealers and Other Financial Intermediaries: If you purchase Portfolio shares through a broker-dealer or other financial intermediary (such as a bank), the Manager and/or the Portfolio's distributor may pay the intermediary for the sale of Portfolio shares and related services. These payments may create a conflict of interest by influencing the broker-dealer or other intermediary and your salesperson to recommend the Portfolio over another investment. Ask your salesperson or visit your financial intermediary's website for more information.

PORTFOLIO SUMMARY: MODERATE BALANCED ALLOCATION PORTFOLIO

Investment Objective: The Moderate Balanced Allocation Portfolio seeks total return consisting of capital appreciation and income.

Fees and Expenses of the Portfolio: This table describes the fees and expenses that you may pay if you buy, hold and sell shares of the Portfolio. You may be subject to other fees not reflected in the table, such as brokerage commission and fees to financial intermediaries. In addition, Appendix A attached to this Prospectus contains information regarding financial intermediary-specific sales charge waivers and discounts.

	Moderate Balanced Allocation Portfolio
SHAREHOLDER FEES (fees paid directly from your investment)	
Maximum Sales Charge (Load) Imposed on Purchases of Shares (as a % of offering price)	NONE
Maximum Sales Charge (Load) Imposed on Reinvested Dividends (as a % of offering price)	NONE
Maximum Contingent Deferred Sales Charge (Load) (as a % of offering price)	1.00%
Redemption Fee	NONE
Exchange Fee	NONE
ANNUAL PORTFOLIO OPERATING EXPENSES	
(expenses that you pay each year as a percentage of the value of your investment)	
Management Fees	0.90%
Distribution and/or Service Rule 12b-1 Fees	1.00%
Other Expenses	1.40%
Acquired Fund Fees and Expenses ⁽¹⁾	0.93%
Total Annual Portfolio Operating Expenses (before Expense Waiver/Reimbursement)	4.23%
Expense Waiver/Reimbursement	(1.31)%
Total Annual Portfolio Operating Expenses (after Expense Waiver/Reimbursement) ⁽²⁾	2.92%

(1) Acquired Fund Fees and Expenses are the indirect costs of investing in other investment companies. These Acquired Fund Fees and Expenses are not considered in the calculation of the expense cap (defined below). The Total Annual Portfolio Operating Expenses in the above fee table will not correlate to the expense ratio in the Portfolio's financial statements because the financial statements will include only the direct operating expenses incurred by the Portfolio, not the indirect costs of investing in other investment companies ("Acquired Funds").

(2) Pursuant to an operating expense limitation agreement between the Manager and the Portfolio, the Manager has agreed to waive its fees and/or absorb expenses of the Portfolio to ensure that Total Annual Portfolio Operating Expenses (excluding front end and contingent deferred sales loads, leverage, interest and tax expenses, dividends and interest on short positions, brokerage commissions, expenses incurred in connection with any merger, reorganization or liquidation, extraordinary or non-routine expenses and Acquired Fund Fees and Expenses) for the Portfolio do not exceed 1.99% of the Portfolio's average net assets for Class C shares through December 31, 2024 (the "Expense Cap"). This operating expense limitation agreement can be terminated during its term only by, or with the consent of, the Trust's Board of Trustees. The Manager is permitted to seek reimbursement from the Portfolio, subject to limitations, for management fees waived and Portfolio expenses it paid within three (3) years of the end of the fiscal year in which such management fees were waived or expenses paid, as long as the reimbursement does not cause the Portfolio's operating expenses to exceed (i) the expense cap in place at the time the fees were waived or the expenses were incurred; or (ii) the current Expense Cap, whichever is less.

Example. This example is intended to help you compare the cost of investing in the Portfolio with the cost of investing in other mutual funds. The example assumes that you invest \$10,000 in the Portfolio for the time periods indicated. This example also assumes that your investment has a 5% return each year, and the Portfolio's operating expenses remain the same and reflect the contractual expense waiver in place for the first year. Although your actual costs may be higher or lower, based on these assumptions, your costs, if you held or sold your shares, at the end of each period would be:

IF YOU SOLD YOUR SHARES

One Year	Three Years	Five Years	Ten Years
\$395	\$1,165	\$2,049	\$4,319

IF YOU HELD YOUR SHARES

One Year	Three Years	Five Years	Ten Years
\$295	\$1,165	\$2,049	\$4,319

The above Example reflects applicable contractual fee waiver/expense reimbursement arrangements for the duration of the arrangements only.

Portfolio Turnover: The Portfolio pays transaction costs, such as commissions, when it buys and sells securities (or “turns over” its portfolio). A higher portfolio turnover rate may indicate higher transaction costs, which must be borne by the Portfolio and its shareholders and may result in higher taxes when Portfolio shares are held in a taxable account. These costs, which are not reflected in Total Annual Portfolio Operating Expenses or in the example, affect the Portfolio’s performance. During the most recent fiscal year, the Portfolio’s portfolio turnover rate was 41% of the average value of its portfolio.

Principal Investment Strategies: The Portfolio is a “fund of funds.” The Portfolio’s main investment strategy is to invest in other Saratoga Advantage Trust mutual funds (the “Saratoga Funds”) and/or unaffiliated registered investment companies and exchange-traded funds (“ETFs”) (together with the Saratoga Funds, the “Underlying Funds”).

The Portfolio’s manager, Saratoga Capital Management, LLC (the “Manager”) allocates the Portfolio’s investments in Underlying Funds based on a proprietary asset allocation model developed by the Manager (the “Saratoga Strategic Horizon Asset Reallocation Program[®] model” or the “SaratogaSHARP[®] model”). Consistent with the SaratogaSHARP[®] model, the Manager allocates the Portfolio’s investments based on an analysis of capital markets that includes an examination of current economic conditions, historical asset class behavior and current market assumptions. In constructing the Portfolio, the Manager typically allocates assets among asset classes in the following investment categories: core equity, sector equity, fixed income, money market and alternative investments. The target allocations are: approximately 20%-82.5% of the Portfolio’s assets to core equity investments; 2.5%-25% to sector equity investments; 6%-65% to fixed income investments; 7%-65% to money market investments; and 3%-35% to alternative investments. The Portfolio will invest in equity, fixed income and alternative instruments through its investments in the Underlying Funds. The Manager regularly evaluates how individual economic sectors and statistics are affecting the general economy and markets in order to develop the asset allocation parameters. Accordingly, asset allocation parameters may vary widely over time in response to changing market and/or economic conditions.

The sectors in which the Portfolio typically invests include: health and biotechnology, technology and communications, financial services, energy and basic materials and global real estate.

Principal Investment Risks: There is no assurance that the Portfolio will achieve its investment objective. The Portfolio share price will fluctuate with changes in the market value of its portfolio securities. When you sell your Portfolio shares, they may be worth less than what you paid for them and, accordingly, you can lose money investing in this Portfolio. Shares of the Portfolio are not bank deposits and are not guaranteed or insured by the Federal Deposit Insurance Corporation or any other government agency.

Investments in Mutual Funds Risk. The Portfolio invests in Underlying Funds as a primary strategy, so the Portfolio’s investment performance and risks are directly related to the performance and risks of the Underlying Funds. Shareholders will indirectly bear the expenses charged by the Underlying Funds. Because the Manager or its affiliates provide services to and receive fees, including supervision fees, from some of the Saratoga Funds, the Portfolio’s investments in some of the Underlying Funds benefit the Manager and/or its affiliates. In addition, the Portfolio may hold a significant percentage of the shares of an Underlying Fund. As a result, the Portfolio’s investments in an Underlying Fund may create a conflict of interest.

Exchange-Traded Funds (ETF) Risk. Shares of ETFs have many of the same risks as direct investments in common stocks or bonds. ETFs are typically open-end investment companies, which may seek to track the performance of a specific index or be actively managed. In addition, their market value is expected to rise and fall as the value of the underlying index or other assets rises and falls. The market value of their shares may differ from the net asset value (“NAV”) of the particular fund. As a shareholder in an ETF (as with other investment companies), the Portfolio would bear its ratable share of that entity’s expenses in addition to its own fees and expenses. In addition, investments in an ETF are subject to, among other risks, the risk that the ETF’s shares may trade at a discount or premium relative to the NAV of the shares, especially during periods of market volatility or stress, causing investors to pay significantly more or less than the value of the ETF’s underlying portfolio, and the listing exchange may halt trading of the ETF’s shares. ETFs also involve the risk that an active trading market for an ETF’s shares may not develop or be maintained. In addition, ETFs that track particular indices may be unable to match the performance of such underlying indices due to the temporary unavailability of certain index securities in the secondary market or other factors, such as discrepancies with respect to the weighting of securities.

Investment and Market Risk. An investment in the Portfolio’s common shares is subject to investment risk, including the possible loss of the entire principal amount invested. An investment in the Portfolio’s common shares represents an indirect investment in the securities owned by the Portfolio, which are generally traded on a securities exchange or in the OTC markets. The value of these securities, like other market investments, may move up or down, sometimes rapidly and unpredictably due to changes in general market conditions, economic trends or events that are not specifically related to the

issuer of the security or other asset, or factors that affect a particular issuer or issuers, exchange, country, group of countries, region, market, industry, group of industries, sector or asset class. Social, political, economic and other conditions and events (such as recessions, inflation, rapid interest rate changes, supply chain disruptions, war, natural disasters, epidemics and pandemics, terrorism, conflicts and social unrest) will occur that have significant impacts on issuers, industries, governments and other systems, including the financial markets. As global systems, economies and financial markets are increasingly interconnected, events that once had only local impact are now more likely to have regional or even global effects. Events that occur in one country, region or financial market will, more frequently, adversely impact issuers in other countries, regions or markets. These impacts can be exacerbated by failures of governments and societies to adequately respond to an emerging event or threat. Investors will be negatively impacted if the value of their portfolio holdings decreases as a result of such events, if these events adversely impact the operations and effectiveness of the Manager or Adviser, as applicable, or key service providers or if these events disrupt systems and processes necessary or beneficial to the management of accounts. These events may negatively impact broad segments of businesses and populations and have a significant and rapid negative impact on the performance of the Portfolio's investments, increase the Portfolio's volatility and exacerbate pre-existing risks to the Portfolio. The Portfolio's common shares at any point in time may be worth less than the original investment, even after taking into account any reinvestment of dividends and distributions.

Common Stock Risk. Certain Underlying Funds invest in equity securities (such as common stock) that are more volatile and carry more risks than other forms of investment. In general, stock values fluctuate in response to activities specific to the company as well as general market, economic and political conditions. Stock prices can fluctuate widely in response to these factors. Common stockholders are subordinate to debt or preferred stockholders in a company's capital structure in terms of priority to corporate income and liquidation payments and, therefore, will be subject to greater credit risk than preferred stock or debt instruments.

Foreign Securities Risk. Certain Underlying Funds invest in foreign securities. An Underlying Fund's investments in foreign securities (including depositary receipts) involve risks in addition to the risks associated with domestic securities. One additional risk is currency risk. While the price of Underlying Fund shares is quoted in U.S. dollars, an Underlying Fund generally converts U.S. dollars to a foreign market's local currency to purchase a security in that market. If the value of that local currency falls relative to the U.S. dollar, the U.S. dollar value of the foreign security will decrease. This is true even if the foreign security's local price remains unchanged.

Foreign securities also have risks related to economic and political developments abroad, including expropriations, confiscatory taxation, exchange control regulation, limitations on the use or transfer of Underlying Fund assets and any effects of foreign social, economic or political instability. In particular, adverse political or economic developments in a geographic region or a particular country in which an Underlying Fund invests could cause a substantial decline in the value of its portfolio securities. Certain foreign markets may rely heavily on particular industries or foreign capital and are more vulnerable to diplomatic developments, the imposition of economic sanctions against a particular country or countries, organizations, entities and/or individuals, changes in international trading patterns, trade barriers and other protectionist or retaliatory measures. Economic sanctions could, among other things, effectively restrict or eliminate an Underlying Fund's ability to purchase or sell securities or groups of securities for a substantial period of time. The severity of sanctions and related measures, such as retaliatory actions, vary in scope and are unpredictable. The imposition of sanctions could cause a decline in the value and/or liquidity of securities issued by the sanctioned country or companies located in or economically tied to the sanctioned country, significantly delay or prevent the settlement of securities transactions, and significantly impact the Portfolio's liquidity and performance. International trade barriers or economic sanctions against foreign countries, organizations, entities and/or individuals, may adversely affect an Underlying Fund's foreign holdings or exposures. Investments in foreign markets may also be adversely affected by governmental actions such as the imposition of capital controls, nationalization of companies or industries, expropriation of assets, or the imposition of punitive taxes. Governmental actions can have a significant effect on the economic conditions in foreign countries, which also may adversely affect the value and liquidity of an Underlying Fund's investments. For example, the governments of certain countries may prohibit or impose substantial restrictions on foreign investing in their capital markets or in certain sectors or industries. In addition, a foreign government may limit or cause delay in the convertibility or repatriation of its currency which would adversely affect the U.S. dollar value and/or liquidity of investments denominated in that currency. Any of these actions could severely affect security prices, impair an Underlying Fund's ability to purchase or sell foreign securities or transfer an Underlying Fund's assets back into the U.S., or otherwise adversely affect the Underlying Fund's operations.

Certain foreign investments may become less liquid in response to market developments or adverse investor perceptions, or become illiquid after purchase by an Underlying Fund, particularly during periods of market turmoil. Certain foreign investments may become illiquid when, for instance, there are few, if any, interested buyers and sellers or when dealers are unwilling to make a market for certain securities. When an Underlying Fund holds illiquid investments, its portfolio may be harder to value, especially in changing markets. Foreign companies, in general, are not subject to the regulatory

requirements of U.S. companies and may have less stringent investor protections and disclosure standards and, as such, there may be less publicly available information about these companies. Moreover, foreign accounting, auditing and financial reporting standards generally are different from those applicable to U.S. companies. In addition, in the event of a default of any foreign debt obligations, it may be more difficult for an Underlying Fund to obtain or enforce a judgment against the issuers of the securities. Furthermore, foreign exchanges and broker-dealers are generally subject to less government and exchange scrutiny and regulation than their U.S. counterparts. Finally, differences in clearance and settlement procedures in foreign markets may cause delays in settlements of an Underlying Fund's trades effected in those markets.

Depository receipts involve substantially identical risks associated with direct investments in foreign securities. Issuers of the foreign security represented by a depository receipt, particularly unsponsored or unregistered depository receipts, may not be obligated to disclose material information in the U.S. or to pass through to holders of such receipts voting rights with respect to the deposited securities.

Compared to the U.S. and other developed countries, developing or emerging countries may have relatively unstable governments, economies based on only a few industries and securities markets that trade a small number of securities. Prices of these securities tend to be especially volatile and, in the past, securities in these countries have been characterized by greater potential loss (as well as gain) than securities of companies located in developed countries.

Fixed-Income Securities Risk. Certain Underlying Funds invest in fixed-income securities. All fixed-income securities are subject to two types of risk: credit risk and interest rate risk. Credit risk refers to the possibility that the issuer of a security will be unable to make interest payments and/or repay the principal on its debt. Interest rate risk refers to fluctuations in the value of a fixed-income security resulting from changes in the general level of interest rates.

When the general level of interest rates goes up, the prices of most fixed-income securities go down. When the general level of interest rates goes down, the prices of most fixed-income securities go up. (Zero coupon securities are typically subject to greater price fluctuations than comparable securities that pay current interest.) Long-term fixed-income securities will rise and fall in response to interest rate changes to a greater extent than short-term securities. The Portfolio may face a heightened level of interest rate risk due to certain changes in monetary policy, such as certain types of interest rate changes by the Federal Reserve.

Certain Underlying Funds may invest in securities issued or guaranteed by the U.S. government or its agencies and instrumentalities (such as securities issued by the Government National Mortgage Association (Ginnie Mae), the Federal National Mortgage Association (Fannie Mae) or the Federal Home Loan Mortgage Corporation (Freddie Mac)). Securities, such as those issued or guaranteed by Ginnie Mae or the U.S. Treasury, that are backed by the full faith and credit of the United States are guaranteed only as to the timely payment of interest and principal when held to maturity. Notwithstanding that these securities are backed by the full faith and credit of the United States, circumstances could arise that would prevent the payment of principal and interest. Securities issued by U.S. government-related organizations, such as Fannie Mae and Freddie Mac, are not backed by the full faith and credit of the U.S. government and no assurance can be given that the U.S. government will provide financial support. Therefore, U.S. government-related organizations may not have the funds to meet their payment obligations in the future.

Alternative Investment Risk. Alternative investment strategies, which may include, but are not limited to, investing in or having exposure to real estate, commodities, foreign currency, natural resources, MLP and other non-traditional investments, or following event-driven, macro, long-short, market neutral, merger arbitrage, or other tactical investment strategies, may involve complex security types or transactions and/or focus on narrow segments of the market, which may increase and/or magnify the overall risks and volatility associated with these strategies.

Mortgage-Backed Securities and Prepayment Risk. Certain Underlying Funds invest in mortgage-backed securities. Mortgage-backed securities, such as mortgage pass-through securities, have different risk characteristics than traditional debt securities. For example, principal is paid back over the life of the security rather than at maturity. Although the value of fixed-income securities generally increases during periods of falling interest rates and decreases during periods of rising interest rates, this is not always the case with mortgage-backed securities. This is due to the fact that the borrower's payments may be prepaid at any time as well as other factors. Generally, prepayments will increase during a period of falling interest rates and decrease during a period of rising interest rates. The rate of prepayments also may be influenced by economic and other factors. Prepayment risk includes the possibility that securities with stated interest rates may have the principal prepaid earlier than expected, which may occur when interest rates decline. Prepayment may expose an Underlying Fund, and thus the Portfolio, to a lower rate of return upon reinvestment of principal.

Investments in mortgage-backed securities are made based upon, among other things, expectations regarding the rate of prepayments on the underlying loans. Rates of prepayment faster or slower than expected by the Manager could reduce an

Underlying Fund's yield, increase the volatility of the Underlying Fund and/or cause a decline in net asset value. Mortgage-backed securities are also subject to extension risk, which is the risk that the issuer of such a security pays back the principal of an obligation later than expected, which may occur when interest rates rise. This may have an adverse effect on returns, as the value of the security decreases when principal payments are made later than expected. In addition, an Underlying Fund may be prevented from investing proceeds it would otherwise have received at a given time at the higher prevailing interest rates. Certain mortgage-backed securities may be more volatile and less liquid than other traditional types of debt securities. In addition, an unexpectedly high rate of defaults on the mortgages held by a mortgage pool may adversely affect the value of a mortgage-backed security and could result in losses to an Underlying Fund. The risk of such defaults is generally higher in the case of mortgage pools that include subprime mortgages. The risks associated with mortgage-backed securities typically become elevated during periods of distressed economic, market, health and labor conditions. In particular, increased levels of unemployment, delays and delinquencies in payments of mortgage and rent obligations, and uncertainty regarding the effects and extent of government intervention with respect to mortgage payments and other economic matters may adversely affect the Portfolio's investments in mortgage-backed securities.

Issuer-Specific Risk. The price of an individual security or particular type of security can be more volatile than the market as a whole and can fluctuate differently than the market as a whole. An individual issuer's securities can rise or fall dramatically with little or no warning based upon such things as a better (or worse) than expected earnings report, news about the development of a promising product, or the loss of key management personnel. There is also a risk that the price of a security may never reach the level that the Manager believes is representative of its full value or that it may even go down in price.

Convertible Securities Risk. Certain Underlying Funds invest in convertible securities. An Underlying Fund's investments in convertible securities subject the Underlying Fund to the risks associated with both fixed-income securities and common stocks. To the extent that a convertible security's investment value is greater than its conversion value, its price will be likely to increase when interest rates fall and decrease when interest rates rise, as with a fixed-income security. If the conversion value exceeds the investment value, the price of the convertible security will tend to fluctuate directly with the price of the underlying equity security.

Preferred Stock Risk. Certain Underlying Funds invest in preferred stock. Preferred stocks involve credit risk and certain other risks. Certain preferred stocks contain provisions that allow an issuer under certain conditions to skip distributions (in the case of "non-cumulative" preferred stocks) or defer distributions (in the case of "cumulative" preferred stocks). If an Underlying Fund owns a preferred stock on which distributions are deferred, the Underlying Fund may nevertheless be required to report income for tax purposes while it is not receiving distributions on that security. Preferred stocks are subordinated to bonds and other debt instruments in a company's capital structure in terms of priority to corporate income and liquidation payments, and therefore will be subject to greater credit risk than those debt instruments.

Warrants Risk. Certain Underlying Funds invest in warrants. The holder of a warrant has the right to purchase a given number of shares of a particular issuer at a specified price until expiration of the warrant. Such investments can provide a greater potential for profit or loss than an equivalent investment in the underlying security. Prices of warrants do not necessarily move in tandem with the prices of the underlying securities, and are speculative investments. Warrants pay no dividends and confer no rights other than a purchase option. If a warrant is not exercised by the date of its expiration, an Underlying Fund will lose its entire investment in such warrant.

Liquidity Risk. The Portfolio and/or an Underlying Fund may hold illiquid securities that it is unable to sell at the preferred time or price and could lose its entire investment in such securities. Investments with an active trading market or that the Manager otherwise deems liquid could become illiquid before the Portfolio can exit its positions. The liquidity of the Portfolio's assets may change over time.

Small and Medium Capitalization Companies Risk. An Underlying Fund may invest in small and medium capitalization companies. Investing in medium and small capitalization companies may involve more risk than is usually associated with investing in larger, more established companies. There is typically less publicly available information concerning small and medium capitalization companies than for larger, more established companies. Some small and medium capitalization companies have limited product lines, distribution channels and financial and managerial resources and tend to concentrate on fewer geographical markets than do larger companies. Also, because small and medium capitalization companies normally have fewer shares outstanding than larger companies and trade less frequently, it may be more difficult for the Portfolio to buy and sell significant amounts of shares without an unfavorable impact on prevailing market prices.

Sector Concentration Risk. Sector concentration risk is the possibility that securities within the same sector will decline in price due to sector-specific market or economic developments. To the extent the Portfolio invests more heavily in particular sectors of the economy, its performance will be especially sensitive to developments that significantly affect those sectors.

Additionally, some sectors (for example, the financial services and energy sectors, among others) could be subject to greater government regulation than other sectors. Therefore, changes in regulatory policies for those sectors may have a material effect on the value of securities issued by companies in those sectors.

Derivatives Risk. Certain Underlying Funds may invest in derivatives. A derivative is an investment whose value depends on (or is derived from) the value of an underlying asset (including an underlying security), reference rate or index. Derivatives may be used as a substitute for purchasing the underlying asset or as a hedge to reduce exposure to risks. The derivatives in which the Portfolio or an Underlying Fund may invest include options, futures and swaps. Derivatives may be volatile and some derivatives have the potential for loss that is greater than the Underlying Fund's initial investment. Many derivatives are entered into over-the-counter or OTC (not on an exchange or contract market) and may be more difficult to purchase, sell or value than more traditional investments, such as stocks or bonds, because there may be fewer purchasers or sellers of the derivative instrument or the derivative instrument may require participants entering into offsetting transactions rather than making or taking delivery. An Underlying Fund may also lose money on a derivative if the counterparty (issuer) fails to pay the amount due. If a counterparty to an OTC derivative were to default on its obligations, the Underlying Fund's contractual remedies against such counterparty may be subject to bankruptcy and insolvency laws, which could affect the Underlying Fund's rights as a creditor (e.g., the Underlying Fund may not receive the amount of payments that it is contractually entitled to receive).

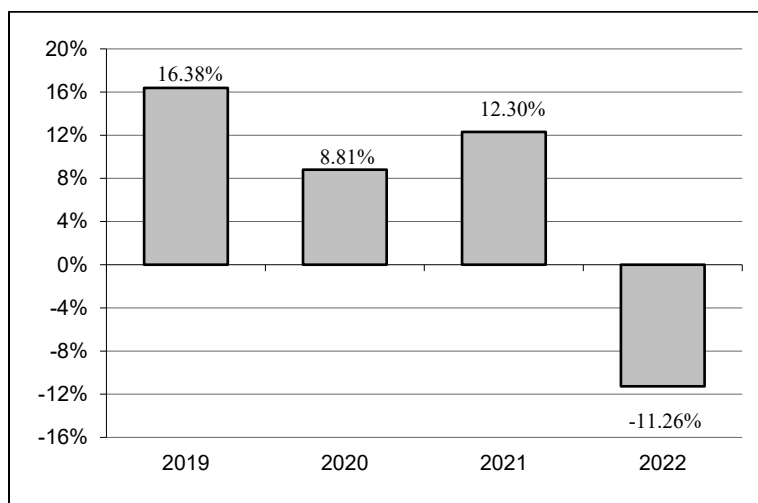
An Underlying Fund may also lose money on a derivative if the underlying asset on which the derivative is based, or the derivative itself, does not perform as an Adviser anticipated. The Underlying Fund may incur higher taxes as a result of its investing in derivatives. Changes in the value of a derivative may not correlate perfectly with, and may be more sensitive to market events than, the underlying asset. Changes in regulation relating to a mutual fund's use of derivatives and related instruments could potentially limit or impact an Underlying Fund's ability to invest in derivatives, limit the Underlying Fund's ability to employ certain strategies that use derivatives and/or adversely affect the value of derivatives and the Underlying Fund's performance.

Compared to other types of investments, derivatives may be less tax efficient. The use of certain derivatives may cause the Underlying Fund, and thus the Portfolio, to realize higher amounts of ordinary income or short-term capital gains, distributions from which are taxable to individual shareholders at ordinary income tax rates rather than at the more favorable tax rates for long-term capital gain. In addition, changes in government regulation of derivative instruments could affect the character, timing and amount of the Underlying Fund's taxable income or gains, and may limit or prevent the Underlying Fund, and thus the Portfolio, from using certain types of derivative instruments as a part of its investment strategy, which could make the investment strategy more costly to implement or require the Portfolio to change its investment strategy. An Underlying Fund's use of derivatives also may be limited by the requirements for taxation of the Underlying Fund as a regulated investment company.

Management Risk. The performance of the Portfolio also will depend on whether the Manager is successful in pursuing the Portfolio's investment strategy.

Performance: The bar chart and table that follow provide some indication of the risks of investing in the Portfolio by showing changes in the performance of the Portfolio's Class C shares from year-to-year and by showing how the average annual returns for the past 1 year and since inception periods of the Portfolio compare with those of a broad measure of market performance, as well as with an index of funds with similar investment objectives. The returns in the bar chart do not reflect the deduction of sales charges. If these amounts were reflected, returns would be less than shown. The Portfolio's past performance (before and after taxes) is not necessarily an indication of how the Portfolio will perform in the future. The returns in the table assume you sold your shares at the end of each period and include the effect of Class A shares maximum applicable front-end sales charge. Of course, if you did not sell your shares at the end of the period, your return would be higher. You may obtain the Portfolio's updated performance information by calling toll free 1-800-807-FUND or visiting www.saratogacap.com.

ANNUAL TOTAL RETURNS – CALENDAR YEAR



During the periods shown in the bar chart, the highest return for a calendar quarter was 12.18% (quarter ended June 30, 2020) and the lowest return for a calendar quarter was -14.71% (quarter ended March 31, 2020). For the period January 1, 2023 through September 30, 2023, the return for the Portfolio's Class C shares was 3.85%.

AVERAGE ANNUAL TOTAL RETURNS (FOR THE PERIODS ENDED DECEMBER 31, 2022)

	1 Year	Since Inception*
Moderate Balanced Allocation Portfolio:		
Return Before Taxes	-12.26%	3.54%
Return After Taxes on Distributions	-13.44%	2.43%
Return After Taxes on Distributions and Sale of Portfolio Shares	-6.39%	2.56%
Indices: (Reflects no deduction for fees, expenses or taxes)		
Morningstar Moderate Target Risk TR	-14.77%	3.53%
Morningstar US Fund Moderate Allocation Category	-13.84%	4.14%

* The Portfolio commenced operations on January 4, 2018.

The table above shows after-tax returns. After-tax returns are calculated using the historical highest individual federal marginal income tax rates during the period shown and do not reflect the impact of state and local taxes. Actual after-tax returns depend on the investor's tax situation and may differ from those shown, and the after-tax returns are not relevant to investors who hold their Portfolio shares through tax deferred arrangements such as 401(k) plans or individual retirement accounts. After-tax returns may be higher than before-tax returns due to an assumed benefit from capital losses that would have been realized had Portfolio shares been sold at the end of the relevant periods.

Manager: Saratoga Capital Management, LLC serves as the Portfolio's Manager.

Portfolio Managers: The following individuals serve as the Portfolio's portfolio managers:

Portfolio Manager	Primary Title
Stephen Ventimiglia	Vice Chairman, Chief Investment Officer and Chief Economist of Saratoga Capital Management, LLC, and has managed the Portfolio since its inception.
Bruce E. Ventimiglia	Chairman, President and Chief Executive Officer of Saratoga Capital Management, LLC, and has managed the Portfolio since its inception.
Jonathan W. Ventimiglia	Chief Financial Officer and Chief Compliance Officer of Saratoga Capital Management, LLC, and has managed the Portfolio since its inception.

Purchase and Sale of Portfolio Shares: There is generally a \$2,500 minimum initial investment for the Portfolio. The minimum subsequent investment in the Trust is \$100. There is no minimum subsequent investment for the Portfolio. There is no minimum initial investment and no minimum subsequent investment for employee benefit plans, mutual fund platform programs, supermarket programs, associations and individual retirement accounts. You may purchase and redeem shares of the Portfolio on any day that the New York Stock Exchange is open. Redemption requests may be made in writing, by telephone, or through a financial intermediary and will be paid by check or wire transfer.

Tax Information: Dividends and capital gain distributions you receive from the Portfolio, whether you reinvest your distributions in additional Portfolio shares or receive them in cash, are taxable to you at either ordinary income or capital gain tax rates unless you are investing through a tax-free plan, in which case your distributions generally will be taxed when withdrawn from the tax deferred account.

Payments to Broker-Dealers and Other Financial Intermediaries: If you purchase Portfolio shares through a broker-dealer or other financial intermediary (such as a bank), the Manager and/or the Portfolio's distributor may pay the intermediary for the sale of Portfolio shares and related services. These payments may create a conflict of interest by influencing the broker-dealer or other intermediary and your salesperson to recommend the Portfolio over another investment. Ask your salesperson or visit your financial intermediary's website for more information.

PORTFOLIO SUMMARY: MODERATELY AGGRESSIVE BALANCED ALLOCATION PORTFOLIO

Investment Objective: The Moderately Aggressive Balanced Allocation Portfolio seeks total return consisting of capital appreciation and income.

Fees and Expenses of the Portfolio: This table describes the fees and expenses that you may pay if you buy, hold and sell shares of the Portfolio. You may be subject to other fees not reflected in the table, such as brokerage commission and fees to financial intermediaries. In addition, Appendix A attached to this Prospectus contains information regarding financial intermediary-specific sales charge waivers and discounts.

	Moderately Aggressive Balanced Allocation Portfolio
SHAREHOLDER FEES (fees paid directly from your investment)	
Maximum Sales Charge (Load) Imposed on Purchases of Shares (as a % of offering price)	NONE
Maximum Sales Charge (Load) Imposed on Reinvested Dividends (as a % of offering price)	NONE
Maximum Contingent Deferred Sales Charge (Load) (as a % of offering price)	1.00%
Redemption Fee	NONE
Exchange Fee	NONE
ANNUAL PORTFOLIO OPERATING EXPENSES	
(expenses that you pay each year as a percentage of the value of your investment)	
Management Fees	0.90%
Distribution and/or Service Rule 12b-1 Fees	1.00%
Other Expenses	1.66%
Acquired Fund Fees and Expenses ⁽¹⁾	0.97%
Total Annual Portfolio Operating Expenses (before Expense Waiver/Reimbursement)	4.53%
Expense Waiver/Reimbursement	(1.57)%
Total Annual Portfolio Operating Expenses (after Expense Waiver/Reimbursement) ⁽²⁾	2.96%

(1) Acquired Fund Fees and Expenses are the indirect costs of investing in other investment companies. These Acquired Fund Fees and Expenses are not considered in the calculation of the expense cap (defined below). The Total Annual Portfolio Operating Expenses in the above fee table will not correlate to the expense ratio in the Portfolio's financial statements because the financial statements will include only the direct operating expenses incurred by the Portfolio, not the indirect costs of investing in other investment companies ("Acquired Funds").

(2) Pursuant to an operating expense limitation agreement between the Manager and the Portfolio, the Manager has agreed to waive its fees and/or absorb expenses of the Portfolio to ensure that Total Annual Portfolio Operating Expenses (excluding front end and contingent deferred sales loads, leverage, interest and tax expenses, dividends and interest on short positions, brokerage commissions, expenses incurred in connection with any merger, reorganization or liquidation, extraordinary or non-routine expenses and Acquired Fund Fees and Expenses) for the Portfolio do not exceed 1.99% of the Portfolio's average net assets for Class C shares through December 31, 2024 (the "Expense Cap"). This operating expense limitation agreement can be terminated during its term only by, or with the consent of, the Trust's Board of Trustees. The Manager is permitted to seek reimbursement from the Portfolio, subject to limitations, for management fees waived and Portfolio expenses it paid within three (3) years of the end of the fiscal year in which such management fees were waived or expenses paid, as long as the reimbursement does not cause the Portfolio's operating expenses to exceed (i) the expense cap in place at the time the fees were waived or the expenses were incurred; or (ii) the current Expense Cap, whichever is less.

Example. This example is intended to help you compare the cost of investing in the Portfolio with the cost of investing in other mutual funds. The example assumes that you invest \$10,000 in the Portfolio for the time periods indicated. This example also assumes that your investment has a 5% return each year, and the Portfolio's operating expenses remain the same and reflect the contractual expense waiver in place for the first year. Although your actual costs may be higher or lower, based on these assumptions, your costs, if you held or sold your shares, at the end of each period would be:

IF YOU SOLD YOUR SHARES

One Year	Three Years	Five Years	Ten Years
\$399	\$1,228	\$2,165	\$4,548

IF YOU HELD YOUR SHARES

One Year	Three Years	Five Years	Ten Years
\$299	\$1,228	\$2,165	\$4,548

The above Example reflects applicable contractual fee waiver/expense reimbursement arrangements for the duration of the arrangements only.

Portfolio Turnover: The Portfolio pays transaction costs, such as commissions, when it buys and sells securities (or “turns over” its portfolio). A higher portfolio turnover rate may indicate higher transaction costs, which must be borne by the Portfolio and its shareholders and may result in higher taxes when Portfolio shares are held in a taxable account. These costs, which are not reflected in Total Annual Portfolio Operating Expenses or in the example, affect the Portfolio’s performance. During the most recent fiscal year, the Portfolio’s portfolio turnover rate was 34% of the average value of its portfolio.

Principal Investment Strategies: The Portfolio is a “fund of funds.” The Portfolio’s main investment strategy is to invest in other Saratoga Advantage Trust mutual funds (the “Saratoga Funds”) and/or unaffiliated registered investment companies and exchange-traded funds (“ETFs”) (together with the Saratoga Funds, the “Underlying Funds”).

The Portfolio’s manager, Saratoga Capital Management, LLC (the “Manager”) allocates the Portfolio’s investments in Underlying Funds based on a proprietary asset allocation model developed by the Manager (the “Saratoga Strategic Horizon Asset Reallocation Program[®] model” or the “SaratogaSHARP[®] model”). Consistent with the SaratogaSHARP[®] model, the Manager allocates the Portfolio’s investments based on an analysis of capital markets that includes an examination of current economic conditions, historical asset class behavior and current market assumptions. In constructing the Portfolio, the Manager typically allocates assets among asset classes in the following investment categories: core equity, sector equity, fixed income, money market and alternative investments. The target allocations are: approximately 30%-90% of the Portfolio’s assets to core equity investments; 5%-27.5% to sector equity investments; 3%-60% to fixed income investments; 5%-60% to money market investments; and 3.5%-37.5% to alternative investments. The Portfolio will invest in equity, fixed income and alternative instruments through its investments in the Underlying Funds. The Manager regularly evaluates how individual economic sectors and statistics are affecting the general economy and markets in order to develop the asset allocation parameters. Accordingly, asset allocation parameters may vary widely over time in response to changing market and/or economic conditions.

The sectors in which the Portfolio typically invests include: health and biotechnology, technology and communications, financial services, energy and basic materials and global real estate.

Principal Investment Risks: There is no assurance that the Portfolio will achieve its investment objective. The Portfolio share price will fluctuate with changes in the market value of its portfolio securities. When you sell your Portfolio shares, they may be worth less than what you paid for them and, accordingly, you can lose money investing in this Portfolio. Shares of the Portfolio are not bank deposits and are not guaranteed or insured by the Federal Deposit Insurance Corporation or any other government agency.

Investments in Mutual Funds Risk. The Portfolio invests in Underlying Funds as a primary strategy, so the Portfolio’s investment performance and risks are directly related to the performance and risks of the Underlying Funds. Shareholders will indirectly bear the expenses charged by the Underlying Funds. Because the Manager or its affiliates provide services to and receive fees, including supervision fees, from some of the Saratoga Funds, the Portfolio’s investments in some of the Underlying Funds benefit the Manager and/or its affiliates. In addition, the Portfolio may hold a significant percentage of the shares of an Underlying Fund. As a result, the Portfolio’s investments in an Underlying Fund may create a conflict of interest.

Exchange-Traded Funds (ETF) Risk. Shares of ETFs have many of the same risks as direct investments in common stocks or bonds. ETFs are typically open-end investment companies, which may seek to track the performance of a specific index or be actively managed. In addition, their market value is expected to rise and fall as the value of the underlying index or other assets rises and falls. The market value of their shares may differ from the net asset value (“NAV”) of the particular fund. As a shareholder in an ETF (as with other investment companies), the Portfolio would bear its ratable share of that entity’s expenses in addition to its own fees and expenses. In addition, investments in an ETF are subject to, among other risks, the risk that the ETF’s shares may trade at a discount or premium relative to the NAV of the shares, especially during periods of market volatility or stress, causing investors to pay significantly more or less than the value of the ETF’s underlying portfolio, and the listing exchange may halt trading of the ETF’s shares. ETFs also involve the risk that an active trading market for an ETF’s shares may not develop or be maintained. In addition, ETFs that track particular indices may be unable to match the performance of such underlying indices due to the temporary unavailability of certain index securities in the secondary market or other factors, such as discrepancies with respect to the weighting of securities.

Investment and Market Risk. An investment in the Portfolio’s common shares is subject to investment risk, including the possible loss of the entire principal amount invested. An investment in the Portfolio’s common shares represents an indirect investment in the securities owned by the Portfolio, which are generally traded on a securities exchange or in the OTC markets. The value of these securities, like other market investments, may move up or down, sometimes rapidly and unpredictably due to changes in general market conditions, economic trends or events that are not specifically related to the

issuer of the security or other asset, or factors that affect a particular issuer or issuers, exchange, country, group of countries, region, market, industry, group of industries, sector or asset class. Social, political, economic and other conditions and events (such as recessions, inflation, rapid interest rate changes, supply chain disruptions, war, natural disasters, epidemics and pandemics, terrorism, conflicts and social unrest) will occur that have significant impacts on issuers, industries, governments and other systems, including the financial markets. As global systems, economies and financial markets are increasingly interconnected, events that once had only local impact are now more likely to have regional or even global effects. Events that occur in one country, region or financial market will, more frequently, adversely impact issuers in other countries, regions or markets. These impacts can be exacerbated by failures of governments and societies to adequately respond to an emerging event or threat. Investors will be negatively impacted if the value of their portfolio holdings decreases as a result of such events, if these events adversely impact the operations and effectiveness of the Manager or Adviser, as applicable, or key service providers or if these events disrupt systems and processes necessary or beneficial to the management of accounts. These events may negatively impact broad segments of businesses and populations and have a significant and rapid negative impact on the performance of the Portfolio's investments, increase the Portfolio's volatility and exacerbate pre-existing risks to the Portfolio. The Portfolio's common shares at any point in time may be worth less than the original investment, even after taking into account any reinvestment of dividends and distributions.

Common Stock Risk. Certain Underlying Funds invest in equity securities (such as common stock) that are more volatile and carry more risks than other forms of investment. In general, stock values fluctuate in response to activities specific to the company as well as general market, economic and political conditions. Stock prices can fluctuate widely in response to these factors. Common stockholders are subordinate to debt or preferred stockholders in a company's capital structure in terms of priority to corporate income and liquidation payments and, therefore, will be subject to greater credit risk than preferred stock or debt instruments.

Foreign Securities Risk. Certain Underlying Funds invest in foreign securities. An Underlying Fund's investments in foreign securities (including depositary receipts) involve risks in addition to the risks associated with domestic securities. One additional risk is currency risk. While the price of Underlying Fund shares is quoted in U.S. dollars, an Underlying Fund generally converts U.S. dollars to a foreign market's local currency to purchase a security in that market. If the value of that local currency falls relative to the U.S. dollar, the U.S. dollar value of the foreign security will decrease. This is true even if the foreign security's local price remains unchanged.

Foreign securities also have risks related to economic and political developments abroad, including expropriations, confiscatory taxation, exchange control regulation, limitations on the use or transfer of Underlying Fund assets and any effects of foreign social, economic or political instability. In particular, adverse political or economic developments in a geographic region or a particular country in which an Underlying Fund invests could cause a substantial decline in the value of its portfolio securities. Certain foreign markets may rely heavily on particular industries or foreign capital and are more vulnerable to diplomatic developments, the imposition of economic sanctions against a particular country or countries, organizations, entities and/or individuals, changes in international trading patterns, trade barriers and other protectionist or retaliatory measures. Economic sanctions could, among other things, effectively restrict or eliminate an Underlying Fund's ability to purchase or sell securities or groups of securities for a substantial period of time. The severity of sanctions and related measures, such as retaliatory actions, vary in scope and are unpredictable. The imposition of sanctions could cause a decline in the value and/or liquidity of securities issued by the sanctioned country or companies located in or economically tied to the sanctioned country, significantly delay or prevent the settlement of securities transactions, and significantly impact the Portfolio's liquidity and performance. International trade barriers or economic sanctions against foreign countries, organizations, entities and/or individuals, may adversely affect an Underlying Fund's foreign holdings or exposures. Investments in foreign markets may also be adversely affected by governmental actions such as the imposition of capital controls, nationalization of companies or industries, expropriation of assets, or the imposition of punitive taxes. Governmental actions can have a significant effect on the economic conditions in foreign countries, which also may adversely affect the value and liquidity of an Underlying Fund's investments. For example, the governments of certain countries may prohibit or impose substantial restrictions on foreign investing in their capital markets or in certain sectors or industries. In addition, a foreign government may limit or cause delay in the convertibility or repatriation of its currency which would adversely affect the U.S. dollar value and/or liquidity of investments denominated in that currency. Any of these actions could severely affect security prices, impair an Underlying Fund's ability to purchase or sell foreign securities or transfer an Underlying Fund's assets back into the U.S., or otherwise adversely affect the Underlying Fund's operations.

Certain foreign investments may become less liquid in response to market developments or adverse investor perceptions, or become illiquid after purchase by an Underlying Fund, particularly during periods of market turmoil. Certain foreign investments may become illiquid when, for instance, there are few, if any, interested buyers and sellers or when dealers are unwilling to make a market for certain securities. When an Underlying Fund holds illiquid investments, its portfolio may be harder to value, especially in changing markets. Foreign companies, in general, are not subject to the regulatory

requirements of U.S. companies and may have less stringent investor protections and disclosure standards and, as such, there may be less publicly available information about these companies. Moreover, foreign accounting, auditing and financial reporting standards generally are different from those applicable to U.S. companies. In addition, in the event of a default of any foreign debt obligations, it may be more difficult for an Underlying Fund to obtain or enforce a judgment against the issuers of the securities. Furthermore, foreign exchanges and broker-dealers are generally subject to less government and exchange scrutiny and regulation than their U.S. counterparts. Finally, differences in clearance and settlement procedures in foreign markets may cause delays in settlements of an Underlying Fund's trades effected in those markets.

Depository receipts involve substantially identical risks associated with direct investments in foreign securities. Issuers of the foreign security represented by a depository receipt, particularly unsponsored or unregistered depository receipts, may not be obligated to disclose material information in the U.S. or to pass through to holders of such receipts voting rights with respect to the deposited securities.

Compared to the U.S. and other developed countries, developing or emerging countries may have relatively unstable governments, economies based on only a few industries and securities markets that trade a small number of securities. Prices of these securities tend to be especially volatile and, in the past, securities in these countries have been characterized by greater potential loss (as well as gain) than securities of companies located in developed countries.

Fixed-Income Securities Risk. Certain Underlying Funds invest in fixed-income securities. All fixed-income securities are subject to two types of risk: credit risk and interest rate risk. Credit risk refers to the possibility that the issuer of a security will be unable to make interest payments and/or repay the principal on its debt. Interest rate risk refers to fluctuations in the value of a fixed-income security resulting from changes in the general level of interest rates.

When the general level of interest rates goes up, the prices of most fixed-income securities go down. When the general level of interest rates goes down, the prices of most fixed-income securities go up. (Zero coupon securities are typically subject to greater price fluctuations than comparable securities that pay current interest.) Long-term fixed-income securities will rise and fall in response to interest rate changes to a greater extent than short-term securities. The Portfolio may face a heightened level of interest rate risk due to certain changes in monetary policy, such as certain types of interest rate changes by the Federal Reserve.

Certain Underlying Funds may invest in securities issued or guaranteed by the U.S. government or its agencies and instrumentalities (such as securities issued by the Government National Mortgage Association (Ginnie Mae), the Federal National Mortgage Association (Fannie Mae) or the Federal Home Loan Mortgage Corporation (Freddie Mac)). Securities, such as those issued or guaranteed by Ginnie Mae or the U.S. Treasury, that are backed by the full faith and credit of the United States are guaranteed only as to the timely payment of interest and principal when held to maturity. Notwithstanding that these securities are backed by the full faith and credit of the United States, circumstances could arise that would prevent the payment of principal and interest. Securities issued by U.S. government-related organizations, such as Fannie Mae and Freddie Mac, are not backed by the full faith and credit of the U.S. government and no assurance can be given that the U.S. government will provide financial support. Therefore, U.S. government-related organizations may not have the funds to meet their payment obligations in the future.

Alternative Investment Risk. Alternative investment strategies, which may include, but are not limited to, investing in or having exposure to real estate, commodities, foreign currency, natural resources, MLP and other non-traditional investments, or following event-driven, macro, long-short, market neutral, merger arbitrage, or other tactical investment strategies, may involve complex security types or transactions and/or focus on narrow segments of the market, which may increase and/or magnify the overall risks and volatility associated with these strategies.

Mortgage-Backed Securities and Prepayment Risk. Certain Underlying Funds invest in mortgage-backed securities. Mortgage-backed securities, such as mortgage pass-through securities, have different risk characteristics than traditional debt securities. For example, principal is paid back over the life of the security rather than at maturity. Although the value of fixed-income securities generally increases during periods of falling interest rates and decreases during periods of rising interest rates, this is not always the case with mortgage-backed securities. This is due to the fact that the borrower's payments may be prepaid at any time as well as other factors. Generally, prepayments will increase during a period of falling interest rates and decrease during a period of rising interest rates. The rate of prepayments also may be influenced by economic and other factors. Prepayment risk includes the possibility that securities with stated interest rates may have the principal prepaid earlier than expected, which may occur when interest rates decline. Prepayment may expose an Underlying Fund, and thus the Portfolio, to a lower rate of return upon reinvestment of principal.

Investments in mortgage-backed securities are made based upon, among other things, expectations regarding the rate of prepayments on the underlying loans. Rates of prepayment faster or slower than expected by the Manager could reduce an

Underlying Fund's yield, increase the volatility of the Underlying Fund and/or cause a decline in net asset value. Mortgage-backed securities are also subject to extension risk, which is the risk that the issuer of such a security pays back the principal of an obligation later than expected, which may occur when interest rates rise. This may have an adverse effect on returns, as the value of the security decreases when principal payments are made later than expected. In addition, an Underlying Fund may be prevented from investing proceeds it would otherwise have received at a given time at the higher prevailing interest rates. Certain mortgage-backed securities may be more volatile and less liquid than other traditional types of debt securities. In addition, an unexpectedly high rate of defaults on the mortgages held by a mortgage pool may adversely affect the value of a mortgage-backed security and could result in losses to an Underlying Fund. The risk of such defaults is generally higher in the case of mortgage pools that include subprime mortgages. The risks associated with mortgage-backed securities typically become elevated during periods of distressed economic, market, health and labor conditions. In particular, increased levels of unemployment, delays and delinquencies in payments of mortgage and rent obligations, and uncertainty regarding the effects and extent of government intervention with respect to mortgage payments and other economic matters may adversely affect the Portfolio's investments in mortgage-backed securities.

Issuer-Specific Risk. The price of an individual security or particular type of security can be more volatile than the market as a whole and can fluctuate differently than the market as a whole. An individual issuer's securities can rise or fall dramatically with little or no warning based upon such things as a better (or worse) than expected earnings report, news about the development of a promising product, or the loss of key management personnel. There is also a risk that the price of a security may never reach the level that the Manager believes is representative of its full value or that it may even go down in price.

Convertible Securities Risk. Certain Underlying Funds invest in convertible securities. An Underlying Fund's investments in convertible securities subject the Underlying Fund to the risks associated with both fixed-income securities and common stocks. To the extent that a convertible security's investment value is greater than its conversion value, its price will be likely to increase when interest rates fall and decrease when interest rates rise, as with a fixed-income security. If the conversion value exceeds the investment value, the price of the convertible security will tend to fluctuate directly with the price of the underlying equity security.

Preferred Stock Risk. Certain Underlying Funds invest in preferred stock. Preferred stocks involve credit risk and certain other risks. Certain preferred stocks contain provisions that allow an issuer under certain conditions to skip distributions (in the case of "non-cumulative" preferred stocks) or defer distributions (in the case of "cumulative" preferred stocks). If an Underlying Fund owns a preferred stock on which distributions are deferred, the Underlying Fund may nevertheless be required to report income for tax purposes while it is not receiving distributions on that security. Preferred stocks are subordinated to bonds and other debt instruments in a company's capital structure in terms of priority to corporate income and liquidation payments, and therefore will be subject to greater credit risk than those debt instruments.

Warrants Risk. Certain Underlying Funds invest in warrants. The holder of a warrant has the right to purchase a given number of shares of a particular issuer at a specified price until expiration of the warrant. Such investments can provide a greater potential for profit or loss than an equivalent investment in the underlying security. Prices of warrants do not necessarily move in tandem with the prices of the underlying securities, and are speculative investments. Warrants pay no dividends and confer no rights other than a purchase option. If a warrant is not exercised by the date of its expiration, an Underlying Fund will lose its entire investment in such warrant.

Liquidity Risk. The Portfolio and/or an Underlying Fund may hold illiquid securities that it is unable to sell at the preferred time or price and could lose its entire investment in such securities. Investments with an active trading market or that the Manager otherwise deems liquid could become illiquid before the Portfolio can exit its positions. The liquidity of the Portfolio's assets may change over time.

Small and Medium Capitalization Companies Risk. An Underlying Fund may invest in small and medium capitalization companies. Investing in medium and small capitalization companies may involve more risk than is usually associated with investing in larger, more established companies. There is typically less publicly available information concerning small and medium capitalization companies than for larger, more established companies. Some small and medium capitalization companies have limited product lines, distribution channels and financial and managerial resources and tend to concentrate on fewer geographical markets than do larger companies. Also, because small and medium capitalization companies normally have fewer shares outstanding than larger companies and trade less frequently, it may be more difficult for the Portfolio to buy and sell significant amounts of shares without an unfavorable impact on prevailing market prices.

Sector Concentration Risk. Sector concentration risk is the possibility that securities within the same sector will decline in price due to sector-specific market or economic developments. To the extent the Portfolio invests more heavily in particular sectors of the economy, its performance will be especially sensitive to developments that significantly affect those sectors.

Additionally, some sectors (for example, the financial services and energy sectors, among others) could be subject to greater government regulation than other sectors. Therefore, changes in regulatory policies for those sectors may have a material effect on the value of securities issued by companies in those sectors.

Derivatives Risk. Certain Underlying Funds may invest in derivatives. A derivative is an investment whose value depends on (or is derived from) the value of an underlying asset (including an underlying security), reference rate or index. Derivatives may be used as a substitute for purchasing the underlying asset or as a hedge to reduce exposure to risks. The derivatives in which the Portfolio or an Underlying Fund may invest include options, futures and swaps. Derivatives may be volatile and some derivatives have the potential for loss that is greater than the Underlying Fund's initial investment. Many derivatives are entered into over-the-counter or OTC (not on an exchange or contract market) and may be more difficult to purchase, sell or value than more traditional investments, such as stocks or bonds, because there may be fewer purchasers or sellers of the derivative instrument or the derivative instrument may require participants entering into offsetting transactions rather than making or taking delivery. An Underlying Fund may also lose money on a derivative if the counterparty (issuer) fails to pay the amount due. If a counterparty to an OTC derivative were to default on its obligations, the Underlying Fund's contractual remedies against such counterparty may be subject to bankruptcy and insolvency laws, which could affect the Underlying Fund's rights as a creditor (e.g., the Underlying Fund may not receive the amount of payments that it is contractually entitled to receive).

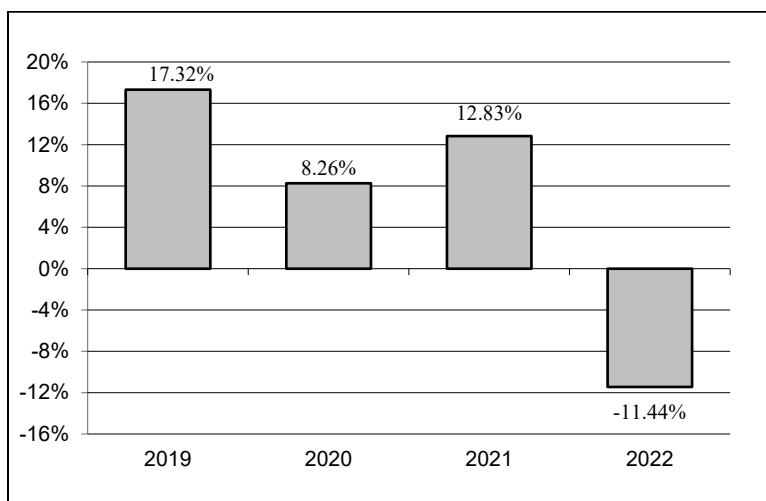
An Underlying Fund may also lose money on a derivative if the underlying asset on which the derivative is based, or the derivative itself, does not perform as an Adviser anticipated. The Underlying Fund may incur higher taxes as a result of its investing in derivatives. Changes in the value of a derivative may not correlate perfectly with, and may be more sensitive to market events than, the underlying asset. Changes in regulation relating to a mutual fund's use of derivatives and related instruments could potentially limit or impact an Underlying Fund's ability to invest in derivatives, limit the Underlying Fund's ability to employ certain strategies that use derivatives and/or adversely affect the value of derivatives and the Underlying Fund's performance.

Compared to other types of investments, derivatives may be less tax efficient. The use of certain derivatives may cause the Underlying Fund, and thus the Portfolio, to realize higher amounts of ordinary income or short-term capital gains, distributions from which are taxable to individual shareholders at ordinary income tax rates rather than at the more favorable tax rates for long-term capital gain. In addition, changes in government regulation of derivative instruments could affect the character, timing and amount of the Underlying Fund's taxable income or gains, and may limit or prevent the Underlying Fund, and thus the Portfolio, from using certain types of derivative instruments as a part of its investment strategy, which could make the investment strategy more costly to implement or require the Portfolio to change its investment strategy. An Underlying Fund's use of derivatives also may be limited by the requirements for taxation of the Underlying Fund as a regulated investment company.

Management Risk. The performance of the Portfolio also will depend on whether the Manager is successful in pursuing the Portfolio's investment strategy.

Performance: The bar chart and table that follow provide some indication of the risks of investing in the Portfolio by showing changes in the performance of the Portfolio's Class C shares from year-to-year and by showing how the average annual returns for the past 1 year and since inception periods of the Portfolio compare with those of a broad measure of market performance, as well as with an index of funds with similar investment objectives. The returns in the bar chart do not reflect the deduction of sales charges. If these amounts were reflected, returns would be less than shown. The Portfolio's past performance (before and after taxes) is not necessarily an indication of how the Portfolio will perform in the future. The returns in the table assume you sold your shares at the end of each period and include the effect of Class A shares maximum applicable front-end sales charge. Of course, if you did not sell your shares at the end of the period, your return would be higher. You may obtain the Portfolio's updated performance information by calling toll free 1-800-807-FUND or visiting www.saratogacap.com.

ANNUAL TOTAL RETURNS – CALENDAR YEAR



During the periods shown in the bar chart, the highest return for a calendar quarter was 12.86% (quarter ended June 30, 2020) and the lowest return for a calendar quarter was -16.46% (quarter ended March 31, 2020). For the period January 1, 2023 through September 30, 2023, the return for the Portfolio's Class C shares was 3.89%.

AVERAGE ANNUAL TOTAL RETURNS (FOR THE PERIODS ENDED DECEMBER 31, 2022)

	1 Year	Since Inception*
Moderately Aggressive Balanced Allocation Portfolio:		
Return Before Taxes	-12.44%	3.20%
Return After Taxes on Distributions	-13.57%	2.14%
Return After Taxes on Distributions and Sale of Portfolio Shares	-6.49%	2.31%
Indices: (Reflects no deduction for fees, expenses or taxes)		
Morningstar Moderate Target Risk TR	-14.77%	3.53%
Morningstar US Fund Moderate Allocation Category	-13.84%	4.14%

* The Portfolio commenced operations on January 4, 2018.

The table above shows after-tax returns. After-tax returns are calculated using the historical highest individual federal marginal income tax rates during the period shown and do not reflect the impact of state and local taxes. Actual after-tax returns depend on the investor's tax situation and may differ from those shown, and the after-tax returns are not relevant to investors who hold their Portfolio shares through tax deferred arrangements such as 401(k) plans or individual retirement accounts. After-tax returns may be higher than before-tax returns due to an assumed benefit from capital losses that would have been realized had Portfolio shares been sold at the end of the relevant periods.

Manager: Saratoga Capital Management, LLC serves as the Portfolio's Manager.

Portfolio Managers: The following individuals serve as the Portfolio's portfolio managers:

Portfolio Manager	Primary Title
Stephen Ventimiglia	Vice Chairman, Chief Investment Officer and Chief Economist of Saratoga Capital Management, LLC, and has managed the Portfolio since its inception.
Bruce E. Ventimiglia	Chairman, President and Chief Executive Officer of Saratoga Capital Management, LLC, and has managed the Portfolio since its inception.
Jonathan W. Ventimiglia	Chief Financial Officer and Chief Compliance Officer of Saratoga Capital Management, LLC, and has managed the Portfolio since its inception.

Purchase and Sale of Portfolio Shares: There is generally a \$2,500 minimum initial investment for the Portfolio. The minimum subsequent investment in the Trust is \$100. There is no minimum subsequent investment for the Portfolio. There is no minimum initial investment and no minimum subsequent investment for employee benefit plans, mutual fund platform programs, supermarket programs, associations and individual retirement accounts. You may purchase and redeem shares of the Portfolio on any day that the New York Stock Exchange is open. Redemption requests may be made in writing, by telephone, or through a financial intermediary and will be paid by check or wire transfer.

Tax Information: Dividends and capital gain distributions you receive from the Portfolio, whether you reinvest your distributions in additional Portfolio shares or receive them in cash, are taxable to you at either ordinary income or capital gain tax rates unless you are investing through a tax-free plan, in which case your distributions generally will be taxed when withdrawn from the tax deferred account.

Payments to Broker-Dealers and Other Financial Intermediaries: If you purchase Portfolio shares through a broker-dealer or other financial intermediary (such as a bank), the Manager and/or the Portfolio's distributor may pay the intermediary for the sale of Portfolio shares and related services. These payments may create a conflict of interest by influencing the broker-dealer or other intermediary and your salesperson to recommend the Portfolio over another investment. Ask your salesperson or visit your financial intermediary's website for more information.

PORTFOLIO SUMMARY: AGGRESSIVE BALANCED ALLOCATION PORTFOLIO

Investment Objective: The Aggressive Balanced Allocation Portfolio seeks total return consisting of capital appreciation and income.

Fees and Expenses of the Portfolio: This table describes the fees and expenses that you may pay if you buy, hold and sell shares of the Portfolio. You may be subject to other fees not reflected in the table, such as brokerage commission and fees to financial intermediaries. In addition, Appendix A attached to this Prospectus contains information regarding financial intermediary-specific sales charge waivers and discounts.

	Aggressive Balanced Allocation Portfolio
SHAREHOLDER FEES (fees paid directly from your investment)	
Maximum Sales Charge (Load) Imposed on Purchases of Shares (as a % of offering price)	NONE
Maximum Sales Charge (Load) Imposed on Reinvested Dividends (as a % of offering price)	NONE
Maximum Contingent Deferred Sales Charge (Load) (as a % of offering price)	1.00%
Redemption Fee	
Exchange Fee	NONE
ANNUAL PORTFOLIO OPERATING EXPENSES	
(expenses that you pay each year as a percentage of the value of your investment)	
Management Fees	0.90%
Distribution and/or Service Rule 12b-1 Fees	1.00%
Other Expenses	1.67%
Acquired Fund Fees and Expenses ⁽¹⁾	1.10%
Total Annual Portfolio Operating Expenses (before Expense Waiver/Reimbursement)	4.67%
Expense Waiver/Reimbursement	(1.58)%
Total Annual Portfolio Operating Expenses (after Expense Waiver/Reimbursement) ⁽²⁾	3.09%

- (1) Acquired Fund Fees and Expenses are the indirect costs of investing in other investment companies. These Acquired Fund Fees and Expenses are not considered in the calculation of the expense cap (defined below). The Total Annual Portfolio Operating Expenses in the above fee table will not correlate to the expense ratio in the Portfolio's financial statements because the financial statements will include only the direct operating expenses incurred by the Portfolio, not the indirect costs of investing in other investment companies ("Acquired Funds").
- (2) Pursuant to an operating expense limitation agreement between the Manager and the Portfolio, the Manager has agreed to waive its fees and/or absorb expenses of the Portfolio to ensure that Total Annual Portfolio Operating Expenses (excluding front end and contingent deferred sales loads, leverage, interest and tax expenses, dividends and interest on short positions, brokerage commissions, expenses incurred in connection with any merger, reorganization or liquidation, extraordinary or non-routine expenses and Acquired Fund Fees and Expenses) for the Portfolio do not exceed 1.99% of the Portfolio's average net assets for Class C shares through December 31, 2024 (the "Expense Cap"). This operating expense limitation agreement can be terminated during its term only by, or with the consent of, the Trust's Board of Trustees. The Manager is permitted to seek reimbursement from the Portfolio, subject to limitations, for management fees waived and Portfolio expenses it paid within three (3) years of the end of the fiscal year in which such management fees were waived or expenses paid, as long as the reimbursement does not cause the Portfolio's operating expenses to exceed (i) the expense cap in place at the time the fees were waived or the expenses were incurred; or (ii) the current Expense Cap, whichever is less.

Example. This example is intended to help you compare the cost of investing in the Portfolio with the cost of investing in other mutual funds. The example assumes that you invest \$10,000 in the Portfolio for the time periods indicated. This example also assumes that your investment has a 5% return each year, and the Portfolio's operating expenses remain the same and reflect the contractual expense waiver in place for the first year. Although your actual costs may be higher or lower, based on these assumptions, your costs, if you held or sold your shares, at the end of each period would be:

IF YOU SOLD YOUR SHARES

One Year	Three Years	Five Years	Ten Years
\$412	\$1,267	\$2,228	\$4,659

IF YOU HELD YOUR SHARES

One Year	Three Years	Five Years	Ten Years
\$312	\$1,267	\$2,228	\$4,659

The above Example reflects applicable contractual fee waiver/expense reimbursement arrangements for the duration of the arrangements only.

Portfolio Turnover: The Portfolio pays transaction costs, such as commissions, when it buys and sells securities (or “turns over” its portfolio). A higher portfolio turnover rate may indicate higher transaction costs, which must be borne by the Portfolio and its shareholders and may result in higher taxes when Portfolio shares are held in a taxable account. These costs, which are not reflected in Total Annual Portfolio Operating Expenses or in the example, affect the Portfolio’s performance. During the most recent fiscal year, the Portfolio’s portfolio turnover rate was 26% of the average value of its portfolio.

Principal Investment Strategies: The Portfolio is a “fund of funds.” The Portfolio’s main investment strategy is to invest in other Saratoga Advantage Trust mutual funds (the “Saratoga Funds”) and/or unaffiliated registered investment companies and exchange-traded funds (“ETFs”) (together with the Saratoga Funds, the “Underlying Funds”).

The Portfolio’s manager, Saratoga Capital Management, LLC (the “Manager”) allocates the Portfolio’s investments in Underlying Funds based on a propriety asset allocation model developed by the Manager (the “Saratoga Strategic Horizon Asset Reallocation Program[®] model” or the “SaratogaSHARP[®] model”). Consistent with the SaratogaSHARP[®] model, the Manager allocates the Portfolio’s investments based on an analysis of capital markets that includes an examination of current economic conditions, historical asset class behavior and current market assumptions. In constructing the Portfolio, the Manager typically allocates assets among asset classes in the following investment categories: core equity, sector equity, fixed income, money market and alternative investments. The target allocations are: approximately 35%-95% of the Portfolio’s assets to core equity investments; 7.5%-30% to sector equity investments; 2%-55% to fixed income investments; 2.5%-55% to money market investments; and 4%-40% to alternative investments. The Portfolio will invest in equity, fixed income and alternative instruments through its investments in the Underlying Funds. The Manager regularly evaluates how individual economic sectors and statistics are affecting the general economy and markets in order to develop the asset allocation parameters. Accordingly, asset allocation parameters may vary widely over time in response to changing market and/or economic conditions.

The sectors in which the Portfolio typically invests include: health and biotechnology, technology and communications, financial services, energy and basic materials and global real estate.

Principal Investment Risks: There is no assurance that the Portfolio will achieve its investment objective. The Portfolio share price will fluctuate with changes in the market value of its portfolio securities. When you sell your Portfolio shares, they may be worth less than what you paid for them and, accordingly, you can lose money investing in this Portfolio. Shares of the Portfolio are not bank deposits and are not guaranteed or insured by the Federal Deposit Insurance Corporation or any other government agency.

Investments in Mutual Funds Risk. The Portfolio invests in Underlying Funds as a primary strategy, so the Portfolio’s investment performance and risks are directly related to the performance and risks of the Underlying Funds. Shareholders will indirectly bear the expenses charged by the Underlying Funds. Because the Manager or its affiliates provide services to and receive fees, including supervision fees, from some of the Saratoga Funds, the Portfolio’s investments in some of the Underlying Funds benefit the Manager and/or its affiliates. In addition, the Portfolio may hold a significant percentage of the shares of an Underlying Fund. As a result, the Portfolio’s investments in an Underlying Fund may create a conflict of interest.

Exchange-Traded Funds (ETF) Risk. Shares of ETFs have many of the same risks as direct investments in common stocks or bonds. ETFs are typically open-end investment companies, which may seek to track the performance of a specific index or be actively managed. In addition, their market value is expected to rise and fall as the value of the underlying index or other assets rises and falls. The market value of their shares may differ from the net asset value (“NAV”) of the particular fund. As a shareholder in an ETF (as with other investment companies), the Portfolio would bear its ratable share of that entity’s expenses in addition to its own fees and expenses. In addition, investments in an ETF are subject to, among other risks, the risk that the ETF’s shares may trade at a discount or premium relative to the NAV of the shares, especially during periods of market volatility or stress, causing investors to pay significantly more or less than the value of the ETF’s underlying portfolio, and the listing exchange may halt trading of the ETF’s shares. ETFs also involve the risk that an active trading market for an ETF’s shares may not develop or be maintained. In addition, ETFs that track particular indices may be unable to match the performance of such underlying indices due to the temporary unavailability of certain index securities in the secondary market or other factors, such as discrepancies with respect to the weighting of securities.

Investment and Market Risk. An investment in the Portfolio’s common shares is subject to investment risk, including the possible loss of the entire principal amount invested. An investment in the Portfolio’s common shares represents an indirect investment in the securities owned by the Portfolio, which are generally traded on a securities exchange or in the OTC markets. The value of these securities, like other market investments, may move up or down, sometimes rapidly and unpredictably due to changes in general market conditions, economic trends or events that are not specifically related to the

issuer of the security or other asset, or factors that affect a particular issuer or issuers, exchange, country, group of countries, region, market, industry, group of industries, sector or asset class. Social, political, economic and other conditions and events (such as recessions, inflation, rapid interest rate changes, supply chain disruptions, war, natural disasters, epidemics and pandemics, terrorism, conflicts and social unrest) will occur that have significant impacts on issuers, industries, governments and other systems, including the financial markets. As global systems, economies and financial markets are increasingly interconnected, events that once had only local impact are now more likely to have regional or even global effects. Events that occur in one country, region or financial market will, more frequently, adversely impact issuers in other countries, regions or markets. These impacts can be exacerbated by failures of governments and societies to adequately respond to an emerging event or threat. Investors will be negatively impacted if the value of their portfolio holdings decreases as a result of such events, if these events adversely impact the operations and effectiveness of the Manager or Adviser, as applicable, or key service providers or if these events disrupt systems and processes necessary or beneficial to the management of accounts. These events may negatively impact broad segments of businesses and populations and have a significant and rapid negative impact on the performance of the Portfolio's investments, increase the Portfolio's volatility and exacerbate pre-existing risks to the Portfolio. The Portfolio's common shares at any point in time may be worth less than the original investment, even after taking into account any reinvestment of dividends and distributions.

Common Stock Risk. Certain Underlying Funds invest in equity securities (such as common stock) that are more volatile and carry more risks than other forms of investment. In general, stock values fluctuate in response to activities specific to the company as well as general market, economic and political conditions. Stock prices can fluctuate widely in response to these factors. Common stockholders are subordinate to debt or preferred stockholders in a company's capital structure in terms of priority to corporate income and liquidation payments and, therefore, will be subject to greater credit risk than preferred stock or debt instruments.

Foreign Securities Risk. Certain Underlying Funds invest in foreign securities. An Underlying Fund's investments in foreign securities (including depositary receipts) involve risks in addition to the risks associated with domestic securities. One additional risk is currency risk. While the price of Underlying Fund shares is quoted in U.S. dollars, an Underlying Fund generally converts U.S. dollars to a foreign market's local currency to purchase a security in that market. If the value of that local currency falls relative to the U.S. dollar, the U.S. dollar value of the foreign security will decrease. This is true even if the foreign security's local price remains unchanged.

Foreign securities also have risks related to economic and political developments abroad, including expropriations, confiscatory taxation, exchange control regulation, limitations on the use or transfer of Underlying Fund assets and any effects of foreign social, economic or political instability. In particular, adverse political or economic developments in a geographic region or a particular country in which an Underlying Fund invests could cause a substantial decline in the value of its portfolio securities. Certain foreign markets may rely heavily on particular industries or foreign capital and are more vulnerable to diplomatic developments, the imposition of economic sanctions against a particular country or countries, organizations, entities and/or individuals, changes in international trading patterns, trade barriers and other protectionist or retaliatory measures. Economic sanctions could, among other things, effectively restrict or eliminate an Underlying Fund's ability to purchase or sell securities or groups of securities for a substantial period of time. The severity of sanctions and related measures, such as retaliatory actions, vary in scope and are unpredictable. The imposition of sanctions could cause a decline in the value and/or liquidity of securities issued by the sanctioned country or companies located in or economically tied to the sanctioned country, significantly delay or prevent the settlement of securities transactions, and significantly impact the Portfolio's liquidity and performance. International trade barriers or economic sanctions against foreign countries, organizations, entities and/or individuals, may adversely affect an Underlying Fund's foreign holdings or exposures. Investments in foreign markets may also be adversely affected by governmental actions such as the imposition of capital controls, nationalization of companies or industries, expropriation of assets, or the imposition of punitive taxes. Governmental actions can have a significant effect on the economic conditions in foreign countries, which also may adversely affect the value and liquidity of an Underlying Fund's investments. For example, the governments of certain countries may prohibit or impose substantial restrictions on foreign investing in their capital markets or in certain sectors or industries. In addition, a foreign government may limit or cause delay in the convertibility or repatriation of its currency which would adversely affect the U.S. dollar value and/or liquidity of investments denominated in that currency. Any of these actions could severely affect security prices, impair an Underlying Fund's ability to purchase or sell foreign securities or transfer an Underlying Fund's assets back into the U.S., or otherwise adversely affect the Underlying Fund's operations.

Certain foreign investments may become less liquid in response to market developments or adverse investor perceptions, or become illiquid after purchase by an Underlying Fund, particularly during periods of market turmoil. Certain foreign investments may become illiquid when, for instance, there are few, if any, interested buyers and sellers or when dealers are unwilling to make a market for certain securities. When an Underlying Fund holds illiquid investments, its portfolio may be harder to value, especially in changing markets. Foreign companies, in general, are not subject to the regulatory

requirements of U.S. companies and may have less stringent investor protections and disclosure standards and, as such, there may be less publicly available information about these companies. Moreover, foreign accounting, auditing and financial reporting standards generally are different from those applicable to U.S. companies. In addition, in the event of a default of any foreign debt obligations, it may be more difficult for an Underlying Fund to obtain or enforce a judgment against the issuers of the securities. Furthermore, foreign exchanges and broker-dealers are generally subject to less government and exchange scrutiny and regulation than their U.S. counterparts. Finally, differences in clearance and settlement procedures in foreign markets may cause delays in settlements of an Underlying Fund's trades effected in those markets.

Depository receipts involve substantially identical risks associated with direct investments in foreign securities. Issuers of the foreign security represented by a depository receipt, particularly unsponsored or unregistered depository receipts, may not be obligated to disclose material information in the U.S. or to pass through to holders of such receipts voting rights with respect to the deposited securities.

Compared to the U.S. and other developed countries, developing or emerging countries may have relatively unstable governments, economies based on only a few industries and securities markets that trade a small number of securities. Prices of these securities tend to be especially volatile and, in the past, securities in these countries have been characterized by greater potential loss (as well as gain) than securities of companies located in developed countries.

Fixed-Income Securities Risk. Certain Underlying Funds invest in fixed-income securities. All fixed-income securities are subject to two types of risk: credit risk and interest rate risk. Credit risk refers to the possibility that the issuer of a security will be unable to make interest payments and/or repay the principal on its debt. Interest rate risk refers to fluctuations in the value of a fixed-income security resulting from changes in the general level of interest rates.

When the general level of interest rates goes up, the prices of most fixed-income securities go down. When the general level of interest rates goes down, the prices of most fixed-income securities go up. (Zero coupon securities are typically subject to greater price fluctuations than comparable securities that pay current interest.) Long-term fixed-income securities will rise and fall in response to interest rate changes to a greater extent than short-term securities. The Portfolio may face a heightened level of interest rate risk due to certain changes in monetary policy, such as certain types of interest rate changes by the Federal Reserve.

Certain Underlying Funds may invest in securities issued or guaranteed by the U.S. government or its agencies and instrumentalities (such as securities issued by the Government National Mortgage Association (Ginnie Mae), the Federal National Mortgage Association (Fannie Mae) or the Federal Home Loan Mortgage Corporation (Freddie Mac)). Securities, such as those issued or guaranteed by Ginnie Mae or the U.S. Treasury, that are backed by the full faith and credit of the United States are guaranteed only as to the timely payment of interest and principal when held to maturity. Notwithstanding that these securities are backed by the full faith and credit of the United States, circumstances could arise that would prevent the payment of principal and interest. Securities issued by U.S. government-related organizations, such as Fannie Mae and Freddie Mac, are not backed by the full faith and credit of the U.S. government and no assurance can be given that the U.S. government will provide financial support. Therefore, U.S. government-related organizations may not have the funds to meet their payment obligations in the future.

Alternative Investment Risk. Alternative investment strategies, which may include, but are not limited to, investing in or having exposure to real estate, commodities, foreign currency, natural resources, MLP and other non-traditional investments, or following event-driven, macro, long-short, market neutral, merger arbitrage, or other tactical investment strategies, may involve complex security types or transactions and/or focus on narrow segments of the market, which may increase and/or magnify the overall risks and volatility associated with these strategies.

Mortgage-Backed Securities and Prepayment Risk. Certain Underlying Funds invest in mortgage-backed securities. Mortgage-backed securities, such as mortgage pass-through securities, have different risk characteristics than traditional debt securities. For example, principal is paid back over the life of the security rather than at maturity. Although the value of fixed-income securities generally increases during periods of falling interest rates and decreases during periods of rising interest rates, this is not always the case with mortgage-backed securities. This is due to the fact that the borrower's payments may be prepaid at any time as well as other factors. Generally, prepayments will increase during a period of falling interest rates and decrease during a period of rising interest rates. The rate of prepayments also may be influenced by economic and other factors. Prepayment risk includes the possibility that securities with stated interest rates may have the principal prepaid earlier than expected, which may occur when interest rates decline. Prepayment may expose an Underlying Fund, and thus the Portfolio, to a lower rate of return upon reinvestment of principal.

Investments in mortgage-backed securities are made based upon, among other things, expectations regarding the rate of prepayments on the underlying loans. Rates of prepayment faster or slower than expected by the Manager could reduce an

Underlying Fund's yield, increase the volatility of the Underlying Fund and/or cause a decline in net asset value. Mortgage-backed securities are also subject to extension risk, which is the risk that the issuer of such a security pays back the principal of an obligation later than expected, which may occur when interest rates rise. This may have an adverse effect on returns, as the value of the security decreases when principal payments are made later than expected. In addition, an Underlying Fund may be prevented from investing proceeds it would otherwise have received at a given time at the higher prevailing interest rates. Certain mortgage-backed securities may be more volatile and less liquid than other traditional types of debt securities. In addition, an unexpectedly high rate of defaults on the mortgages held by a mortgage pool may adversely affect the value of a mortgage-backed security and could result in losses to an Underlying Fund. The risk of such defaults is generally higher in the case of mortgage pools that include subprime mortgages. The risks associated with mortgage-backed securities typically become elevated during periods of distressed economic, market, health and labor conditions. In particular, increased levels of unemployment, delays and delinquencies in payments of mortgage and rent obligations, and uncertainty regarding the effects and extent of government intervention with respect to mortgage payments and other economic matters may adversely affect the Portfolio's investments in mortgage-backed securities.

Issuer-Specific Risk. The price of an individual security or particular type of security can be more volatile than the market as a whole and can fluctuate differently than the market as a whole. An individual issuer's securities can rise or fall dramatically with little or no warning based upon such things as a better (or worse) than expected earnings report, news about the development of a promising product, or the loss of key management personnel. There is also a risk that the price of a security may never reach the level that the Manager believes is representative of its full value or that it may even go down in price.

Convertible Securities Risk. Certain Underlying Funds invest in convertible securities. An Underlying Fund's investments in convertible securities subject the Underlying Fund to the risks associated with both fixed-income securities and common stocks. To the extent that a convertible security's investment value is greater than its conversion value, its price will be likely to increase when interest rates fall and decrease when interest rates rise, as with a fixed-income security. If the conversion value exceeds the investment value, the price of the convertible security will tend to fluctuate directly with the price of the underlying equity security.

Preferred Stock Risk. Certain Underlying Funds invest in preferred stock. Preferred stocks involve credit risk and certain other risks. Certain preferred stocks contain provisions that allow an issuer under certain conditions to skip distributions (in the case of "non-cumulative" preferred stocks) or defer distributions (in the case of "cumulative" preferred stocks). If an Underlying Fund owns a preferred stock on which distributions are deferred, the Underlying Fund may nevertheless be required to report income for tax purposes while it is not receiving distributions on that security. Preferred stocks are subordinated to bonds and other debt instruments in a company's capital structure in terms of priority to corporate income and liquidation payments, and therefore will be subject to greater credit risk than those debt instruments.

Warrants Risk. Certain Underlying Funds invest in warrants. The holder of a warrant has the right to purchase a given number of shares of a particular issuer at a specified price until expiration of the warrant. Such investments can provide a greater potential for profit or loss than an equivalent investment in the underlying security. Prices of warrants do not necessarily move in tandem with the prices of the underlying securities, and are speculative investments. Warrants pay no dividends and confer no rights other than a purchase option. If a warrant is not exercised by the date of its expiration, an Underlying Fund will lose its entire investment in such warrant.

Liquidity Risk. The Portfolio and/or an Underlying Fund may hold illiquid securities that it is unable to sell at the preferred time or price and could lose its entire investment in such securities. Investments with an active trading market or that the Manager otherwise deems liquid could become illiquid before the Portfolio can exit its positions. The liquidity of the Portfolio's assets may change over time.

Small and Medium Capitalization Companies Risk. An Underlying Fund may invest in small and medium capitalization companies. Investing in medium and small capitalization companies may involve more risk than is usually associated with investing in larger, more established companies. There is typically less publicly available information concerning small and medium capitalization companies than for larger, more established companies. Some small and medium capitalization companies have limited product lines, distribution channels and financial and managerial resources and tend to concentrate on fewer geographical markets than do larger companies. Also, because small and medium capitalization companies normally have fewer shares outstanding than larger companies and trade less frequently, it may be more difficult for the Portfolio to buy and sell significant amounts of shares without an unfavorable impact on prevailing market prices.

Sector Concentration Risk. Sector concentration risk is the possibility that securities within the same sector will decline in price due to sector-specific market or economic developments. To the extent the Portfolio invests more heavily in particular sectors of the economy, its performance will be especially sensitive to developments that significantly affect those sectors.

Additionally, some sectors (for example, the financial services and energy sectors, among others) could be subject to greater government regulation than other sectors. Therefore, changes in regulatory policies for those sectors may have a material effect on the value of securities issued by companies in those sectors.

Derivatives Risk. Certain Underlying Funds may invest in derivatives. A derivative is an investment whose value depends on (or is derived from) the value of an underlying asset (including an underlying security), reference rate or index. Derivatives may be used as a substitute for purchasing the underlying asset or as a hedge to reduce exposure to risks. The derivatives in which the Portfolio or an Underlying Fund may invest include options, futures and swaps. Derivatives may be volatile and some derivatives have the potential for loss that is greater than the Underlying Fund's initial investment. Many derivatives are entered into over-the-counter or OTC (not on an exchange or contract market) and may be more difficult to purchase, sell or value than more traditional investments, such as stocks or bonds, because there may be fewer purchasers or sellers of the derivative instrument or the derivative instrument may require participants entering into offsetting transactions rather than making or taking delivery. An Underlying Fund may also lose money on a derivative if the counterparty (issuer) fails to pay the amount due. If a counterparty to an OTC derivative were to default on its obligations, the Underlying Fund's contractual remedies against such counterparty may be subject to bankruptcy and insolvency laws, which could affect the Underlying Fund's rights as a creditor (e.g., the Underlying Fund may not receive the amount of payments that it is contractually entitled to receive).

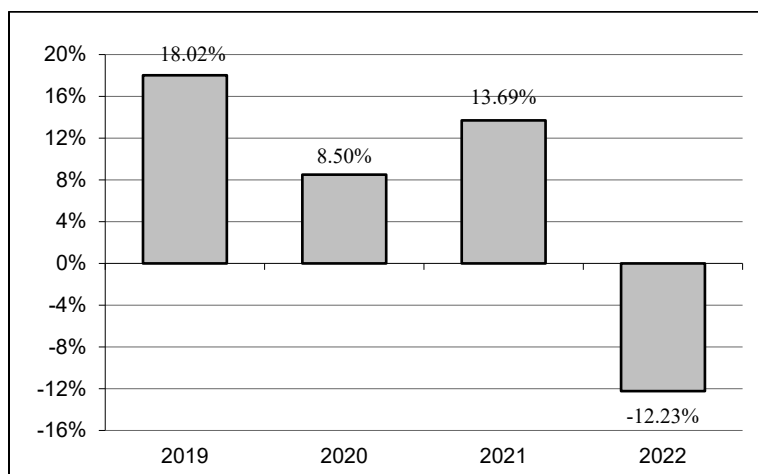
An Underlying Fund may also lose money on a derivative if the underlying asset on which the derivative is based, or the derivative itself, does not perform as an Adviser anticipated. The Underlying Fund may incur higher taxes as a result of its investing in derivatives. Changes in the value of a derivative may not correlate perfectly with, and may be more sensitive to market events than, the underlying asset. Changes in regulation relating to a mutual fund's use of derivatives and related instruments could potentially limit or impact an Underlying Fund's ability to invest in derivatives, limit the Underlying Fund's ability to employ certain strategies that use derivatives and/or adversely affect the value of derivatives and the Underlying Fund's performance.

Compared to other types of investments, derivatives may be less tax efficient. The use of certain derivatives may cause the Underlying Fund, and thus the Portfolio, to realize higher amounts of ordinary income or short-term capital gains, distributions from which are taxable to individual shareholders at ordinary income tax rates rather than at the more favorable tax rates for long-term capital gain. In addition, changes in government regulation of derivative instruments could affect the character, timing and amount of the Underlying Fund's taxable income or gains, and may limit or prevent the Underlying Fund, and thus the Portfolio, from using certain types of derivative instruments as a part of its investment strategy, which could make the investment strategy more costly to implement or require the Portfolio to change its investment strategy. An Underlying Fund's use of derivatives also may be limited by the requirements for taxation of the Underlying Fund as a regulated investment company.

Management Risk. The performance of the Portfolio also will depend on whether the Manager is successful in pursuing the Portfolio's investment strategy.

Performance: The bar chart and table that follow provide some indication of the risks of investing in the Portfolio by showing changes in the performance of the Portfolio's Class C shares from year-to-year and by showing how the average annual returns for the past 1 year and since inception periods of the Portfolio compare with those of a broad measure of market performance, as well as with an index of funds with similar investment objectives. The returns in the bar chart do not reflect the deduction of sales charges. If these amounts were reflected, returns would be less than shown. The Portfolio's past performance (before and after taxes) is not necessarily an indication of how the Portfolio will perform in the future. The returns in the table assume you sold your shares at the end of each period and include the effect of Class A shares maximum applicable front-end sales charge. Of course, if you did not sell your shares at the end of the period, your return would be higher. You may obtain the Portfolio's updated performance information by calling toll free 1-800-807-FUND or visiting www.saratogacap.com.

ANNUAL TOTAL RETURNS – CALENDAR YEAR



During the periods shown in the bar chart, the highest return for a calendar quarter was 14.42% (quarter ended June 30, 2020) and the lowest return for a calendar quarter was -18.70% (quarter ended March 31, 2020). For the period January 1, 2023 through September 30, 2023, the return for the Portfolio's Class C shares was 4.49%.

AVERAGE ANNUAL TOTAL RETURNS (FOR THE PERIODS ENDED DECEMBER 31, 2022)

	1 Year	Since Inception*
Aggressive Balanced Allocation Portfolio:		
Return Before Taxes	-13.23%	3.38%
Return After Taxes on Distributions	-14.47%	2.15%
Return After Taxes on Distributions and Sale of Portfolio Shares	-6.92%	2.43%
Indices: (Reflects no deduction for fees, expenses or taxes)		
Morningstar Moderately Aggressive Target Risk TR	-15.48%	4.35%
Morningstar US Fund Moderately Aggressive Allocation Category	-15.20%	4.10%

* The Portfolio commenced operations on January 4, 2018.

The table above shows after-tax returns. After-tax returns are calculated using the historical highest individual federal marginal income tax rates during the period shown and do not reflect the impact of state and local taxes. Actual after-tax returns depend on the investor's tax situation and may differ from those shown, and the after-tax returns are not relevant to investors who hold their Portfolio shares through tax deferred arrangements such as 401(k) plans or individual retirement accounts. After-tax returns may be higher than before-tax returns due to an assumed benefit from capital losses that would have been realized had Portfolio shares been sold at the end of the relevant periods.

Manager: Saratoga Capital Management, LLC serves as the Portfolio's Manager.

Portfolio Managers: The following individuals serve as the Portfolio's portfolio managers:

Portfolio Manager	Primary Title
Stephen Ventimiglia	Vice Chairman, Chief Investment Officer and Chief Economist of Saratoga Capital Management, LLC, and has managed the Portfolio since its inception.
Bruce E. Ventimiglia	Chairman, President and Chief Executive Officer of Saratoga Capital Management, LLC, and has managed the Portfolio since its inception.
Jonathan W. Ventimiglia	Chief Financial Officer and Chief Compliance Officer of Saratoga Capital Management, LLC, and has managed the Portfolio since its inception.

Purchase and Sale of Portfolio Shares: There is generally a \$2,500 minimum initial investment for the Portfolio. The minimum subsequent investment in the Trust is \$100. There is no minimum subsequent investment for the Portfolio. There is no minimum initial investment and no minimum subsequent investment for employee benefit plans, mutual fund platform programs, supermarket programs, associations and individual retirement accounts. You may purchase and redeem shares of the Portfolio on any day that the New York Stock Exchange is open. Redemption requests may be made in writing, by telephone, or through a financial intermediary and will be paid by check or wire transfer.

Tax Information: Dividends and capital gain distributions you receive from the Portfolio, whether you reinvest your distributions in additional Portfolio shares or receive them in cash, are taxable to you at either ordinary income or capital gain tax rates unless you are investing through a tax-free plan, in which case your distributions generally will be taxed when withdrawn from the tax deferred account.

Payments to Broker-Dealers and Other Financial Intermediaries: If you purchase Portfolio shares through a broker-dealer or other financial intermediary (such as a bank), the Manager and/or the Portfolio's distributor may pay the intermediary for the sale of Portfolio shares and related services. These payments may create a conflict of interest by influencing the broker-dealer or other intermediary and your salesperson to recommend the Portfolio over another investment. Ask your salesperson or visit your financial intermediary's website for more information.

PORTFOLIO SUMMARY: U.S. GOVERNMENT MONEY MARKET PORTFOLIO

Investment Objective: The U.S. Government Money Market Portfolio seeks to provide maximum current income to the extent consistent with the maintenance of liquidity and the preservation of capital.

Fees and Expenses of the Portfolio: This table describes the fees and expenses that you may pay if you buy, hold and sell shares of the Portfolio. You may be subject to other fees not reflected in the table, such as brokerage commission and fees to financial intermediaries. In addition, Appendix A attached to this Prospectus contains information regarding financial intermediary-specific sales charge waivers and discounts.

	U.S. Government Money Market Portfolio
Shareholder Fees (fees paid directly from your investment)	
Maximum Sales Charge (Load) Imposed on Purchases of Shares (as a % of offering price)	NONE
Maximum Sales Charge (Load) Imposed on Reinvested Dividends (as a % of offering price)	NONE
Maximum Contingent Deferred Sales Charge (Load) (as a % of offering price)	1.00%
Redemption Fee	NONE
Exchange Fee	NONE
Annual Portfolio Operating Expenses (expenses that you pay each year as a percentage of the value of your investment)	
Management Fees	0.475%
Distribution and/or Service Rule 12b-1 Fees	1.00%
Other Expenses	0.515%
Acquired Fund Fees and Expenses ⁽¹⁾	0.24%
Total Annual Portfolio Operating Expenses (before Expense Waiver/Reimbursement)	2.23%

⁽¹⁾ Acquired Fund Fees and Expenses are the indirect costs of investing in other investment companies. The Total Annual Portfolio Operating Expenses in the above fee table will not correlate to the expense ratio in the Portfolio's financial statement (or the financial highlights in this Prospectus) because the financial statement includes only the direct operating expenses incurred by the Portfolio, not the indirect costs of investing in other investment companies ("Acquired Funds").

Example: This example is intended to help you compare the cost of investing in the Portfolio with the cost of investing in other mutual funds. The example assumes that you invest \$10,000 in the Portfolio for the time periods indicated. The example also assumes that your investment has a 5% return each year, and the Portfolio's operating expenses remain the same and reflect the waiver in place for the first year. Although your actual costs may be higher or lower, based on these assumptions your costs, if you held or sold your shares, at the end of each period would be:

IF YOU SOLD YOUR SHARES

1 Year	3 Years	5 Years	10 Years
\$326	\$697	\$1,195	\$2,565

IF YOU HELD YOUR SHARES

1 Year	3 Years	5 Years	10 Years
\$226	\$697	\$1,195	\$2,565

The above Example reflects applicable waiver/expense reimbursement arrangements for the duration of the arrangements only.

Principal Investment Strategies: The Portfolio is a "fund of funds."

The Portfolio will normally invest at least 80% of its total assets in unaffiliated registered investment companies (the "Underlying Funds") that invest in high quality, short-term U.S. government securities. In addition, in order to qualify as a "government money market fund" under the rules governing money market funds, the Portfolio has adopted a policy to invest 99.5% or more of its total assets, through the Underlying Funds, in cash, U.S. government securities, and/or repurchase agreements that are collateralized fully by cash and U.S. government securities. Unless the context otherwise requires, references to the Portfolio's investments refer to those investments of the Underlying Funds. The Manager seeks to maintain the Portfolio's share price at \$1.00. The U.S. government securities that the Portfolio may purchase include:

- U.S. Treasury bills, notes and bonds, all of which are direct obligations of the U.S. government.
- Securities issued by agencies and instrumentalities of the U.S. government, which are backed by the full faith and credit of the United States. Among the agencies and instrumentalities issuing these obligations are the Government National Mortgage Association ("Ginnie Mae") and the Federal Housing Administration.

- Securities issued by agencies and instrumentalities, which are not backed by the full faith and credit of the United States, but whose issuing agency or instrumentality has the right to borrow from the U.S. Department of the Treasury (the “Treasury”) to meet their obligations. Among these agencies and instrumentalities are the Federal National Mortgage Association (“Fannie Mae”), the Federal Home Loan Mortgage Corporation (“Freddie Mac”) and the Federal Home Loan Bank. Fannie Mae and Freddie Mac each may borrow from the Treasury to meet their obligations, but the Treasury is under no obligation to lend to Fannie Mae or Freddie Mac.
- Securities issued by agencies and instrumentalities, which are backed solely by the credit of the issuing agency or instrumentality. Among these agencies and instrumentalities is the Federal Farm Credit System.

In addition, the Portfolio may invest in repurchase agreements collateralized by securities issued by the U.S. government, its agencies and instrumentalities.

By operating as a government money market fund, the Portfolio is exempt from requirements relating to the imposition of a liquidity fee. While the Portfolio’s Board of Trustees may elect to subject the Portfolio to a discretionary liquidity fee, the Board has not elected to do so at this time.

Principal Investment Risks: There is no assurance that the Portfolio will achieve its investment objective. You could lose money by investing in the Portfolio. Although the Portfolio seeks to preserve the value of your investment at \$1.00 per share, it cannot guarantee it will do so. An investment in the Portfolio is not a bank account and is not insured or guaranteed by the Federal Deposit Insurance Corporation or any other government agency. The Portfolio’s sponsor is not required to reimburse the Portfolio for losses, and you should not expect that the sponsor will provide financial support to the Portfolio at any time, including during periods of market stress.

U.S. Government Securities Risk. There are different types of U.S. government securities with different levels of credit risk, including the risk of default, depending on the nature of the particular government support for that security. For example, U.S. government-sponsored enterprises are not backed by the full faith and credit of the U.S. government. There is the risk that the U.S. government will not provide financial support to such U.S. government agencies, instrumentalities or sponsored enterprises if it is not obligated to do so by law. Certain U.S. government securities purchased by the Portfolio, such as those issued by Fannie Mae and Freddie Mac, are not backed by the full faith and credit of the U.S. government. The maximum potential liability of the issuers of some U.S. government securities held by the Portfolio may greatly exceed their current resources, including their legal right to support from the Treasury. It is possible that these issuers will not have the funds to meet their payment obligations in the future.

Investment in Mutual Funds Risk. The Portfolio invests in Underlying Funds as a primary strategy, so the Portfolio’s investment performance and risks are directly related to the performance and risks of the Underlying Funds. Shareholders will indirectly bear the expenses charged by the Underlying Funds. In addition, the Portfolio may hold a significant percentage of the shares of an Underlying Fund. As a result, the Portfolio’s investments in an Underlying Fund may create a conflict of interest because a situation could occur where an action for the Portfolio could be adverse to the interest of an Underlying Fund or vice versa.

Interest Rate Risk. The value of the Portfolio’s investments generally will fall when interest rates rise, and its yield will tend to lag behind prevailing rates. The Portfolio may face a heightened level of interest rate risk due to certain changes in monetary policy, such as certain types of interest rate changes by the Federal Reserve. Portfolios with longer average portfolio durations tend to be more sensitive to interest rate changes than portfolios with a shorter average duration. Additionally, changes in monetary policy may exacerbate risks associated with changing interest rates. During periods when interest rates are low or there are negative interest rates, the Portfolio’s yield (and total return) also may be low or otherwise adversely affected or the Portfolio may be unable to maintain positive returns or a stable net asset value of \$1.00 per share. The Manager has agreed to voluntarily reimburse expenses or waive fees of the Portfolio in an attempt to allow the Portfolio to avoid a negative yield. There is no guarantee that the Portfolio will be able to avoid a negative yield. The Manager may amend or discontinue this voluntary reimbursement and fee waiver at any time without advance notice.

Credit Risk. Issuers of money market instruments or financial institutions that have entered into repurchase agreements with an Underlying Fund may fail to make payments when due or complete transactions, or they may become less willing or less able to do so. Credit ratings may not be an accurate assessment of liquidity or credit risk. Although credit quality may not accurately reflect the true credit risk of an instrument, a change in the credit quality rating of an instrument or an issuer can have a rapid, adverse effect on the instrument’s liquidity and make it more difficult for the Portfolio to sell at an advantageous price or time. These risks are increased where interest rates are rising.

Market Risk. The market value of the Portfolio’s investments may fluctuate, sometimes rapidly or unpredictably, as the markets fluctuate, which may affect the Portfolio’s ability to maintain a \$1.00 share price. Market risk may affect a single

issuer, industry, or sector of the economy, or it may affect the market as a whole. Social, political, economic and other conditions and events (such as recessions, inflation, rapid interest rate changes, supply chain disruptions, war, natural disasters, epidemics and pandemics, terrorism, conflicts and social unrest) will occur that have significant impacts on issuers, industries, governments and other systems, including the financial markets. Moreover, changing market, economic, political and social conditions in one country or geographic region could adversely impact market, economic, political and social conditions in other countries or regions. These events may negatively impact broad segments of businesses and populations and have a significant and rapid negative impact on the performance of the Portfolio's investments, increase the Portfolio's volatility and exacerbate pre-existing risks to the Portfolio.

NAV Risk. The Portfolio may not be able to maintain a stable \$1.00 share price at all times. If the Portfolio or another money market fund fails to maintain a stable NAV or maintain a weekly net liquid asset level (or such perception exists in the marketplace), the Portfolio could be subject to increased redemptions, which may adversely impact the Portfolio's share price.

Liquidity Risk. Although the Portfolio invests in a diversified portfolio of high-quality instruments, the Portfolio's investments may become less liquid as a result of market developments or adverse investor perception.

Tax Risk. While dividends paid by the Portfolio from interest directly earned on U.S. government obligations may be exempt from state and local income taxes, dividends paid by the Portfolio from interest indirectly earned through the Underlying Funds with respect to U.S. government obligations is unlikely to be exempt from state and local income tax. Thus, the use of a fund of funds structure may result in a higher state income tax burden for certain shareholders, as compared to a structure in which the Portfolio invests directly in U.S. government obligations.

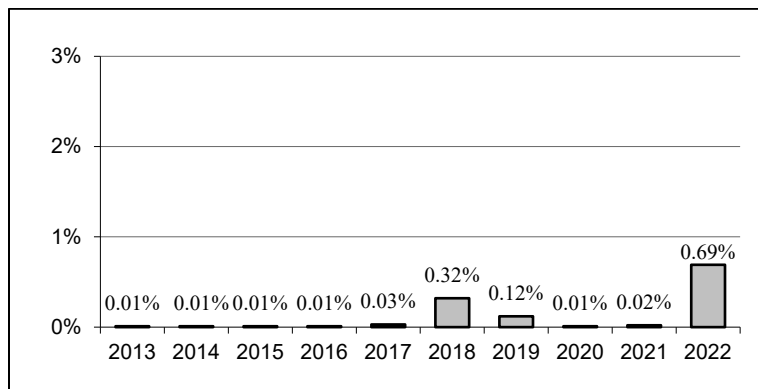
Management Risk. The performance of the Portfolio also will depend on whether the Manager is successful in pursuing the Portfolio's investment strategy.

Risk Associated with the Portfolio Holding Cash. The Portfolio will generally hold a portion of its assets in cash, primarily to meet redemptions. Cash positions may hurt performance and may subject the Portfolio to additional risks and costs, such as increased exposure to the custodian bank holding the assets and any fees imposed for large cash balances.

Transactions Risk. The Portfolio could experience a loss and its liquidity may be negatively impacted when selling securities to meet redemption requests. The risk of loss increases if the redemption requests are unusually large or frequent or occur in times of overall market turmoil or declining prices. Similarly, large purchases of Portfolio shares may adversely affect the Portfolio's performance to the extent that the Portfolio is delayed in investing new cash and is required to maintain a larger cash position than it ordinarily would.

Performance: The bar chart and table that follow provide some indication of the risks of investing in the Portfolio by showing changes in the performance of the Portfolio's Class C shares from year-to-year and by showing how the average annual returns for the past 1, 5 and 10 years of the Portfolio compare with those of a broad measure of market performance, as well as with an index of funds with similar investment objectives. The returns in the bar chart do not reflect the deduction of sales charges. If these amounts were reflected, returns would be less than shown. The Portfolio's past performance (before and after taxes) is not necessarily an indication of how the Portfolio will perform in the future. The returns in the table assume you sold your shares at the end of each period and you were charged a contingent deferred sales charge. Of course, if you did not sell your shares at the end of the period, your return would be higher. You may obtain the Portfolio's current 7-day yield by calling toll free 1-800-807-FUND.

ANNUAL TOTAL RETURNS – CALENDAR YEARS



During the periods shown in the bar chart, the highest return for a calendar quarter was 0.69% (quarter ended December 31, 2022) and the lowest return for a calendar quarter was 0.00% (quarter ended June 30, 2022). For the period January 1, 2023 through September 30, 2023, the return for the Portfolio’s Class C shares was 2.12%.

AVERAGE ANNUAL TOTAL RETURNS (FOR THE PERIODS ENDED DECEMBER 31, 2022)

	1 Year	5 Years	10 Years
U.S. Government Money Market Portfolio ⁽¹⁾	-0.31%	0.23%	0.12%
90 Day T-Bills	1.47%	1.27%	0.77%
Index: (Reflects no deduction for fees, expenses or taxes)			
Lipper U.S. Treasury Money Market Index	1.33%	1.00%	0.55%

(1) The returns for all periods indicated reflect the imposition of a contingent deferred sales charge assessed on Class C Shares which is only applicable to redemptions made within one year after purchase as described under “Shareholder Information - Contingent Deferred Sales Charge.”

Manager: Saratoga Capital Management, LLC (the “Manager”) serves as the Portfolio’s Manager.

Portfolio Managers: The following individuals serve as the Portfolio’s portfolio managers:

Portfolio Manager	Primary Title
Stephen Ventimiglia	Vice Chairman, Chief Investment Officer and Chief Economist of Saratoga Capital Management, LLC, and has managed the Portfolio since 2020.
Bruce E. Ventimiglia	Chairman, President and Chief Executive Officer of Saratoga Capital Management, LLC, and has managed the Portfolio since 2020.
Jonathan W. Ventimiglia	Chief Financial Officer and Chief Compliance Officer of Saratoga Capital Management, LLC, and has managed the Portfolio since 2020.

Purchase and Sale of Portfolio Shares: There is no minimum initial investment for the Portfolio and generally there is a \$10,000 minimum initial investment in the Trust. The minimum subsequent investment in the Trust is \$100. There is no minimum subsequent investment for the Portfolio. There is no minimum initial investment and no minimum subsequent investment for employee benefit plans, mutual fund platform programs, supermarket programs, associations and individual retirement accounts. You may purchase and redeem shares of the Portfolio on any day that the New York Stock Exchange (“NYSE”) is open. Redemption requests may be made in writing, by telephone, or through a financial intermediary and will be paid by check or wire transfer.

Tax Information: Dividends and capital gain distributions you receive from the Portfolio, whether you reinvest your distributions in additional Portfolio shares or receive them in cash, are taxable to you at either ordinary income or capital gain tax rates unless you are investing through a tax-free plan, in which case your distributions generally will be taxed when withdrawn from the tax deferred account.

Payments to Broker-Dealers and Other Financial Intermediaries: If you purchase Portfolio shares through a broker-dealer or other financial intermediary (such as a bank), the Manager and/or the Portfolio’s distributor may pay the intermediary for the sale of Portfolio shares and related services. These payments may create a conflict of interest by influencing the broker-dealer or other intermediary and your salesperson to recommend the Portfolio over another investment. Ask your salesperson or visit your financial intermediary’s website for more information.

PORTFOLIO SUMMARY: INVESTMENT QUALITY BOND PORTFOLIO

Investment Objective: The Investment Quality Bond Portfolio seeks current income and reasonable stability of principal.

Fees and Expenses of the Portfolio: This table describes the fees and expenses that you may pay if you buy, hold and sell shares of the Portfolio. You may be subject to other fees not reflected in the table, such as brokerage commission and fees to financial intermediaries. In addition, Appendix A attached to this Prospectus contains information regarding financial intermediary-specific sales charge waivers and discounts.

	Investment Quality Bond Portfolio
Shareholder Fees (fees paid directly from your investment)	
Maximum Sales Charge (Load) Imposed on Purchases of Shares (as a % of offering price)	NONE
Maximum Sales Charge (Load) Imposed on Reinvested Dividends (as a % of offering price)	NONE
Maximum Contingent Deferred Sales Charge (Load) (as a % of offering price)	1.00%
Redemption Fee	NONE
Exchange Fee	NONE
Annual Portfolio Operating Expenses (expenses that you pay each year as a percentage of the value of your investment)	
Management Fees	0.55%
Distribution and/or Service (12b-1) Fees	1.00%
Other Expenses	1.01%
Acquired Fund Fees and Expenses ⁽¹⁾	0.12%
Total Annual Portfolio Operating Expenses	2.68%

(1) Acquired Fund Fees and Expenses are the indirect costs of investing in other investment companies. The Total Annual Portfolio Operating Expenses in the above fee table will not correlate to the expense ratio in the Portfolio's financial statement (or the financial highlights in this Prospectus) because the financial statement includes only the direct operating expenses incurred by the Portfolio, not the indirect costs of investing in other investment companies ("Acquired Funds").

Example: This example is intended to help you compare the cost of investing in the Portfolio with the cost of investing in other mutual funds. The example assumes that you invest \$10,000 in the Portfolio for the time periods indicated. The example also assumes that your investment has a 5% return each year, and the Portfolio's operating expenses remain the same. Although your actual costs may be higher or lower, based on these assumptions your costs, if you held or sold your shares, at the end of each period would be:

IF YOU SOLD YOUR SHARES

1 Year	3 Years	5 Years	10 Years
\$371	\$832	\$1,420	\$3,012

IF YOU HELD YOUR SHARES

1 Year	3 Years	5 Years	10 Years
\$271	\$832	\$1,420	\$3,012

Portfolio Turnover: The Portfolio pays transaction costs, such as commissions, when it buys and sells securities (or "turns over" its portfolio). A higher portfolio turnover may indicate higher transaction costs, which must be borne by the Portfolio and its shareholders and may result in higher taxes when Portfolio shares are held in a taxable account. These costs, which are not reflected in annual fund operating expenses or in the Example, affect the Portfolio's performance. During the most recent fiscal year, the Portfolio's portfolio turnover rate was 103% of the average value of its portfolio.

Principal Investment Strategies: The Portfolio is a "fund of funds." The Portfolio's main investment strategy is to invest in unaffiliated registered investment companies and exchange-traded funds ("ETFs") (the "Underlying Funds").

The Portfolio will normally invest at least 80% of its total assets in Underlying Funds which invest in investment grade fixed-income securities or mortgage pass-through securities rated within the four highest grades by Moody's Investors Service, Inc. ("Moody's"), Standard & Poor's Corporation ("S&P") or Fitch Inc. ("Fitch") or, if not rated, securities considered by an Underlying Fund's adviser to be of comparable quality. In deciding which Underlying Funds to buy, hold or sell in pursuing the Portfolio's investment objective, the Manager considers economic developments, interest rate trends and performance history of an Underlying Fund's management team, among other factors. The average maturity of the securities held by an Underlying Fund will generally range from three to ten years. Mortgage pass-through securities are mortgage-backed securities that represent a participation interest in a pool of residential mortgage loans originated by the United States government or private lenders such as banks. They differ from conventional debt securities, which provide for periodic payment of interest in fixed amounts and principal payments at maturity or on specified call dates. Mortgage

pass-through securities provide for monthly payments that are a “pass-through” of the monthly interest and principal payments made by the individual borrowers on the pooled mortgage loans.

An Underlying Fund may invest in mortgage pass-through securities that are issued or guaranteed by Ginnie Mae, Fannie Mae or Freddie Mac. Ginnie Mae securities are backed by the full faith and credit of the United States government. Fannie Mae and Freddie Mac securities are not backed by the full faith and credit of the United States government, but they have the right to borrow from the U.S. Department of the Treasury (the “Treasury”) to meet their obligations, although the Treasury is not legally required to extend credit to the agencies/instrumentalities.

Private mortgage pass-through securities also can be Underlying Fund investments. They are issued by private originators of and investors in mortgage loans, including savings and loan associations and mortgage banks. Since private mortgage pass-through securities typically are not guaranteed by an entity having the credit status of a U.S. government agency, the securities generally are structured with one or more type of credit enhancement.

In addition, the Portfolio may invest up to 5% of its net assets in Underlying Funds that invest in fixed-income securities of any grade, including those that are rated lower than investment grade at the time of purchase, commonly known as “junk bonds.”

Principal Investment Risks: There is no assurance that the Portfolio will achieve its investment objective. The Portfolio’s share price will fluctuate with changes in the market value of its portfolio securities. When you sell your Portfolio shares, they may be worth less than what you paid for them and, accordingly, you can lose money investing in this Portfolio. Shares of the Portfolio are not bank deposits and are not guaranteed or insured by the Federal Deposit Insurance Corporation or any other government agency.

Investments in Mutual Funds Risk. The Portfolio invests in Underlying Funds as a primary strategy, so the Portfolio’s investment performance and risks are directly related to the performance and risks of the Underlying Funds. Shareholders will indirectly bear the expenses charged by the Underlying Funds. In addition, the Portfolio may hold a significant percentage of the shares of an Underlying Fund. As a result, the Portfolio’s investments in an Underlying Fund may create a conflict of interest because a situation could occur where an action for the Portfolio could be adverse to the interest of an Underlying Fund or vice versa.

Exchange-Traded Funds (ETF) Risk. Shares of ETFs have many of the same risks as direct investments in common stocks or bonds. ETFs are typically open-end investment companies, which may seek to track the performance of a specific index or be actively managed. In addition, their market value is expected to rise and fall as the value of the underlying index or other assets rises and falls. The market value of their shares may differ from the net asset value (“NAV”) of the particular fund. As a shareholder in an ETF (as with other investment companies), the Portfolio would bear its ratable share of that entity’s expenses in addition to its own fees and expenses. In addition, investments in an ETF are subject to, among other risks, the risk that the ETF’s shares may trade at a discount or premium relative to the NAV of the shares, especially during periods of market volatility or stress, causing investors to pay significantly more or less than the value of the ETF’s underlying portfolio, and the listing exchange may halt trading of the ETF’s shares. ETFs also involve the risk that an active trading market for an ETF’s shares may not develop or be maintained. In addition, ETFs that track particular indices may be unable to match the performance of such underlying indices due to the temporary unavailability of certain index securities in the secondary market or other factors, such as discrepancies with respect to the weighting of securities.

Investment and Market Risk. An investment in the Portfolio’s common shares is subject to investment risk, including the possible loss of the entire principal amount invested. An investment in the Portfolio’s common shares represents an indirect investment in the securities owned by the Portfolio, which are generally traded on a securities exchange or in the OTC markets. The value of these securities, like other market investments, may move up or down, sometimes rapidly and unpredictably due to changes in general market conditions, economic trends or events that are not specifically related to the issuer of the security or other asset, or factors that affect a particular issuer or issuers, exchange, country, group of countries, region, market, industry, group of industries, sector or asset class. Social, political, economic and other conditions and events (such as recessions, inflation, rapid interest rate changes, supply chain disruptions, war, natural disasters, epidemics and pandemics, terrorism, conflicts and social unrest) will occur that have significant impacts on issuers, industries, governments and other systems, including the financial markets. As global systems, economies and financial markets are increasingly interconnected, events that once had only local impact are now more likely to have regional or even global effects. Events that occur in one country, region or financial market will, more frequently, adversely impact issuers in other countries, regions or markets. These impacts can be exacerbated by failures of governments and societies to adequately respond to an emerging event or threat. Investors will be negatively impacted if the value of their portfolio holdings decreases as a result of such events, if these events adversely impact the operations and effectiveness of the Manager or Adviser, as applicable, or key service providers or if these events disrupt systems and processes necessary or beneficial to

the management of accounts. These events may negatively impact broad segments of businesses and populations and have a significant and rapid negative impact on the performance of the Portfolio's investments, increase the Portfolio's volatility and exacerbate pre-existing risks to the Portfolio. The Portfolio's common shares at any point in time may be worth less than the original investment, even after taking into account any reinvestment of dividends and distributions.

Fixed-Income Securities Risk. Certain Underlying Funds invest in fixed-income securities. All fixed-income securities are subject to two types of risk: credit risk and interest rate risk. Credit risk refers to the possibility that the issuer of a security will be unable or unwilling to make interest payments and/or repay the principal on its debt. Interest rate risk refers to fluctuations in the value of a fixed-income security resulting from changes in the general level of interest rates.

When the general level of interest rates goes up, the prices of most fixed-income securities go down. When the general level of interest rates goes down, the prices of most fixed-income securities go up. (Zero coupon securities are typically subject to greater price fluctuations than comparable securities that pay current interest.) Long-term fixed-income securities will rise and fall in response to interest rate changes to a greater extent than short-term securities. The Portfolio may face a heightened level of interest rate risk due to certain changes in monetary policy, such as certain types of interest rate changes by the Federal Reserve.

Certain Underlying Funds may invest in securities issued or guaranteed by the U.S. government or its agencies and instrumentalities (such as securities issued by the Government National Mortgage Association (Ginnie Mae), the Federal National Mortgage Association (Fannie Mae) or the Federal Home Loan Mortgage Corporation (Freddie Mac)). Securities, such as those issued or guaranteed by Ginnie Mae or the U.S. Treasury, that are backed by the full faith and credit of the United States are guaranteed only as to the timely payment of interest and principal when held to maturity. Notwithstanding that these securities are backed by the full faith and credit of the United States, circumstances could arise that would prevent the payment of principal and interest. Securities issued by U.S. government-related organizations, such as Fannie Mae and Freddie Mac, are not backed by the full faith and credit of the U.S. government and no assurance can be given that the U.S. government will provide financial support. Therefore, U.S. government-related organizations may not have the funds to meet their payment obligations in the future.

Mortgage-Backed Securities and Prepayment Risk. Certain Underlying Funds invest in mortgage-backed securities. Mortgage-backed securities, such as mortgage pass-through securities, have different risk characteristics than traditional debt securities. For example, principal is paid back over the life of the security rather than at maturity. Although the value of fixed-income securities generally increases during periods of falling interest rates and decreases during periods of rising interest rates, this is not always the case with mortgage-backed securities. This is due to the fact that the borrower's payments may be prepaid at any time as well as other factors. Generally, prepayments will increase during a period of falling interest rates and decrease during a period of rising interest rates. The rate of prepayments also may be influenced by economic and other factors. Prepayment risk includes the possibility that securities with stated interest rates may have the principal prepaid earlier than expected, which may occur when interest rates decline. Prepayment may expose an Underlying Fund, and thus the Portfolio, to a lower rate of return upon reinvestment of principal.

Investments in mortgage-backed securities are made based upon, among other things, expectations regarding the rate of prepayments on the underlying loans. Rates of prepayment faster or slower than expected by the Manager could reduce an Underlying Fund's yield, increase the volatility of the Underlying Fund and/or cause a decline in net asset value. Mortgage-backed securities are also subject to extension risk, which is the risk that the issuer of such a security pays back the principal of an obligation later than expected, which may occur when interest rates rise. This may have an adverse effect on returns, as the value of the security decreases when principal payments are made later than expected. In addition, an Underlying Fund may be prevented from investing proceeds it would otherwise have received at a given time at the higher prevailing interest rates. Certain mortgage-backed securities may be more volatile and less liquid than other traditional types of debt securities. In addition, an unexpectedly high rate of defaults on the mortgages held by a mortgage pool may adversely affect the value of a mortgage-backed security and could result in losses to an Underlying Fund. The risk of such defaults is generally higher in the case of mortgage pools that include subprime mortgages. The risks associated with mortgage-backed securities typically become elevated during periods of distressed economic, market, health and labor conditions. In particular, increased levels of unemployment, delays and delinquencies in payments of mortgage and rent obligations, and uncertainty regarding the effects and extent of government intervention with respect to mortgage payments and other economic matters may adversely affect the Portfolio's investments in mortgage-backed securities.

Issuer-Specific Risk. The price of an individual security or particular type of security can be more volatile than the market as a whole and can fluctuate differently than the market as a whole. An individual issuer's securities can rise or fall dramatically with little or no warning based upon such things as a better (or worse) than expected earnings report, news about the development of a promising product, or the loss of key management personnel. There is also a risk that the price

of a security may never reach the level that the Manager believes is representative of its full value or that it may even go down in price.

Liquidity Risk. The Portfolio and/or an Underlying Fund may hold illiquid securities that it is unable to sell at the preferred time or price and could lose its entire investment in such securities. Investments with an active trading market or that the Manager otherwise deems liquid could become illiquid before the Portfolio can exit its positions. The liquidity of the Portfolio’s assets may change over time.

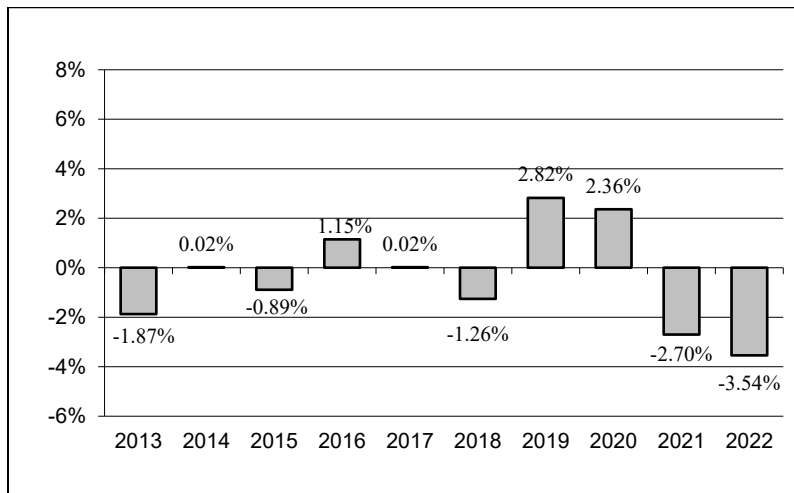
Limited Holdings Risk. The Portfolio may have a relatively high percentage of assets in a single or small number of issuers or Underlying Funds. As a result, a decline in the value of a single issuer or Underlying Fund could cause the Portfolio’s overall value to decline to a greater degree than if the Portfolio invested in a larger number of issuers and/or Underlying Funds.

Portfolio Turnover Risk. The frequency of the Portfolio’s transactions will vary from year to year. Increased portfolio turnover may result in higher brokerage commissions, dealer mark-ups and other transaction costs and may result in taxable capital gains. Higher costs associated with increased portfolio turnover may offset gains in the Portfolio’s performance.

Management Risk. The performance of the Portfolio also will depend on whether the Manager is successful in pursuing the Portfolio’s investment strategy.

Performance: The bar chart and table that follow provide some indication of the risks of investing in the Portfolio by showing changes in the performance of the Portfolio’s Class C shares from year-to-year and by showing how the average annual returns for the past 1, 5 and 10 years of the Portfolio compare with those of a broad measure of market performance, as well as with an index of funds with similar investment objectives. The returns in the bar chart do not reflect the deduction of sales charges. If these amounts were reflected, returns would be less than shown. The Portfolio’s past performance (before and after taxes) is not necessarily an indication of how the Portfolio will perform in the future. The returns in the table assume you sold your shares at the end of each period and you were charged a contingent deferred sales charge. Of course, if you did not sell your shares at the end of the period, your return would be higher. You may obtain the Portfolio’s updated performance information by calling toll free 1-800-807-FUND or visiting www.saratogacap.com.

ANNUAL TOTAL RETURNS – CALENDAR YEARS



During the periods shown in the bar chart, the highest return for a calendar quarter was 2.14% (quarter ended March 31, 2016) and the lowest return for a calendar quarter was -1.93% (quarter ended March 31, 2022). For the period January 1, 2023 through September 30, 2023, the return for the Portfolio’s Class C shares was -1.30%.

AVERAGE ANNUAL TOTAL RETURNS (FOR THE PERIODS ENDED DECEMBER 31, 2022)

	1 Year	5 Years	10 Years
Investment Quality Bond Portfolio ⁽¹⁾			
Return Before Taxes	-4.54%	-0.50%	-0.41%
Return After Taxes on Distributions	-4.54%	-0.66%	-0.62%
Return After Taxes on Distributions and Sale of Portfolio Shares	-2.69%	-0.42%	-0.35%
Indices: (Reflects no deduction for fees, expenses or taxes)			
Bloomberg Intermediate U.S. Government/Credit Bond Index	-8.23%	0.73%	1.12%
Lipper Short-Intermediate Investment Grade Debt Funds Index	-6.03%	1.06%	1.25%

(1) The returns for all periods indicated reflect the imposition of a contingent deferred sales charge assessed on Class C Shares which is only applicable to redemptions made within one year after purchase as described under “Shareholder Information -Contingent Deferred Sales Charge.”

The table above shows after-tax returns. After-tax returns are calculated using the historical highest individual federal marginal income tax rates during the period shown and do not reflect the impact of state and local taxes. Actual after-tax returns depend on the investor’s tax situation and may differ from those shown, and the after-tax returns are not relevant to investors who hold their Portfolio shares through tax deferred arrangements such as 401(k) plans or individual retirement accounts. After-tax returns may be higher than before-tax returns due to an assumed benefit from capital losses that would have been realized had Portfolio shares been sold at the end of the relevant periods.

Manager: Saratoga Capital Management, LLC (the “Manager”) serves as the Portfolio’s Manager.

Portfolio Managers: The following individuals serve as the Portfolio’s portfolio managers:

Portfolio Manager	Primary Title
Stephen Ventimiglia	Vice Chairman, Chief Investment Officer and Chief Economist of Saratoga Capital Management, LLC, and has managed the Portfolio since 2018.
Bruce E. Ventimiglia	Chairman, President and Chief Executive Officer of Saratoga Capital Management, LLC, and has managed the Portfolio since 2018.
Jonathan W. Ventimiglia	Chief Financial Officer and Chief Compliance Officer of Saratoga Capital Management, LLC, and has managed the Portfolio since 2018.

Purchase and Sale of Portfolio Shares: There is generally a \$250 minimum initial investment for the Portfolio and generally there is a \$10,000 minimum initial investment in the Trust. The minimum subsequent investment in the Trust is \$100. There is no minimum subsequent investment for the Portfolio. There is no minimum initial investment and no minimum subsequent investment for employee benefit plans, mutual fund platform programs, supermarket programs, associations and individual retirement accounts. You may purchase and redeem shares of the Portfolio on any day that the New York Stock Exchange (“NYSE”) is open. Redemption requests may be made in writing, by telephone, or through a financial intermediary and will be paid by check or wire transfer.

Tax Information: Dividends and capital gain distributions you receive from the Portfolio, whether you reinvest your distributions in additional Portfolio shares or receive them in cash, are taxable to you at either ordinary income or capital gain tax rates unless you are investing through a tax-free plan, in which case your distributions generally will be taxed when withdrawn from the tax deferred account.

Payments to Broker-Dealers and Other Financial Intermediaries: If you purchase Portfolio shares through a broker-dealer or other financial intermediary (such as a bank), the Manager and/or the Portfolio’s distributor may pay the intermediary for the sale of Portfolio shares and related services. These payments may create a conflict of interest by influencing the broker-dealer or other intermediary and your salesperson to recommend the Portfolio over another investment. Ask your salesperson or visit your financial intermediary’s website for more information.

PORTFOLIO SUMMARY: MUNICIPAL BOND PORTFOLIO

Investment Objective: The Municipal Bond Portfolio seeks a high level of interest income that is excluded from federal income taxation to the extent consistent with prudent investment management and the preservation of capital.

Fees and Expenses of the Portfolio: This table describes the fees and expenses that you may pay if you buy, hold and sell shares of the Portfolio. You may be subject to other fees not reflected in the table, such as brokerage commission and fees to financial intermediaries. In addition, Appendix A attached to this Prospectus contains information regarding financial intermediary-specific sales charge waivers and discounts.

	Municipal Bond Portfolio
Shareholder Fees (fees paid directly from your investment)	
Maximum Sales Charge (Load) Imposed on Purchases of Shares (as a % of offering price)	NONE
Maximum Sales Charge (Load) Imposed on Reinvested Dividends (as a % of offering price)	NONE
Maximum Contingent Deferred Sales Charge (Load) (as a % of offering price)	1.00%
Redemption Fee	NONE
Exchange Fee	NONE
Annual Portfolio Operating Expenses (expenses that you pay each year as a percentage of the value of your investment)	
Management Fees	0.55%
Distribution and/or Service (12b-1) Fees	1.00%
Other Expenses	2.51%
Acquired Fund Fees and Expenses ⁽¹⁾	0.19%
Total Annual Portfolio Operating Expenses	4.25%

(1) Acquired Fund Fees and Expenses are the indirect costs of investing in other investment companies. The Total Annual Portfolio Operating Expenses in the above fee table will not correlate to the expense ratio in the Portfolio's financial statement (or the financial highlights in this Prospectus) because the financial statement includes only the direct operating expenses incurred by the Portfolio, not the indirect costs of investing in other investment companies ("Acquired Funds").

Example: This example is intended to help you compare the cost of investing in the Portfolio with the cost of investing in other mutual funds. The example assumes that you invest \$10,000 in the Portfolio for the time periods indicated. The example also assumes that your investment has a 5% return each year, and the Portfolio's operating expenses remain the same. Although your actual costs may be higher or lower, based on these assumptions your costs, if you held or sold your shares, at the end of each period would be:

IF YOU SOLD YOUR SHARES

1 Year	3 Years	5 Years	10 Years
\$527	\$1,289	\$2,165	\$4,413

IF YOU HELD YOUR SHARES

1 Year	3 Years	5 Years	10 Years
\$427	\$1,289	\$2,165	\$4,413

Portfolio Turnover: The Portfolio pays transaction costs, such as commissions, when it buys and sells securities (or "turns over" its portfolio). A higher portfolio turnover may indicate higher transaction costs, which must be borne by the Portfolio and its shareholders and may result in higher taxes when Portfolio shares are held in a taxable account. These costs, which are not reflected in annual fund operating expenses or in the Example, affect the Portfolio's performance. During the most recent fiscal year, the Portfolio's portfolio turnover rate was 101% of the average value of its portfolio.

Principal Investment Strategies: The Portfolio is a "fund of funds." The Portfolio's main investment strategy is to invest in unaffiliated registered investment companies and exchange-traded funds ("ETFs") (the "Underlying Funds").

As a matter of fundamental policy, the Portfolio will normally invest at least 80% of its total assets in securities that pay interest exempt from federal income taxes. The Manager generally invests the Portfolio's assets in Underlying Funds that invest in municipal obligations. There are no maturity limitations on the securities held by the Underlying Funds. Municipal obligations are bonds, notes or short-term commercial paper issued by state governments, local governments and their respective agencies. In pursuing the Portfolio's investment objective, the Manager has considerable leeway in deciding which Underlying Funds it buys, holds or sells on a day-to-day basis.

The Underlying Fund's adviser will invest primarily in municipal bonds rated within the four highest grades by Moody's Investors Service, Inc. ("Moody's"), Standard & Poor's Corporation ("S&P") or Fitch Inc. ("Fitch") or, if not rated, of comparable quality in the opinion of an Underlying Fund's adviser.

An Underlying Fund may invest without limit in municipal obligations such as private activity bonds that pay interest income subject to the “alternative minimum tax,” although the Portfolio does not currently expect to invest more than 20% of its total assets in such instruments. Some shareholders may have to pay tax on distributions of this income from the Portfolio. Municipal bonds, notes and commercial paper are commonly classified as either “general obligation” or “revenue”. General obligation bonds, notes and commercial paper are secured by the issuer’s faith and credit, as well as its taxing power, for payment of principal and interest. Revenue bonds, notes and commercial paper, however, are generally payable from a specific source of income. They are issued to fund a wide variety of public and private projects in sectors such as transportation, education and industrial development. Included within the revenue category are participations in lease obligations. An Underlying Fund’s municipal obligation investments may include zero coupon securities, which are purchased at a discount and make no interest payments until maturity.

Principal Investment Risks: There is no assurance that the Portfolio will achieve its investment objective. The Portfolio share price will fluctuate with changes in the market value of its portfolio securities. When you sell your Portfolio shares, they may be worth less than what you paid for them and, accordingly, you can lose money investing in this Portfolio. Shares of the Portfolio are not bank deposits and are not guaranteed or insured by the Federal Deposit Insurance Corporation or any other government agency.

Investments in Mutual Funds Risk. The Portfolio invests in Underlying Funds as a primary strategy, so the Portfolio’s investment performance and risks are directly related to the performance and risks of the Underlying Funds. Shareholders will indirectly bear the expenses charged by the Underlying Funds. In addition, the Portfolio may hold a significant percentage of the shares of an Underlying Fund. As a result, the Portfolio’s investments in an Underlying Fund may create a conflict of interest because a situation could occur where an action for the Portfolio could be adverse to the interest of an Underlying Fund or vice versa.

Exchange-Traded Funds (ETF) Risk. Shares of ETFs have many of the same risks as direct investments in common stocks or bonds. ETFs are typically open-end investment companies, which may seek to track the performance of a specific index or be actively managed. In addition, their market value is expected to rise and fall as the value of the underlying index or other assets rises and falls. The market value of their shares may differ from the net asset value (“NAV”) of the particular fund. As a shareholder in an ETF (as with other investment companies), the Portfolio would bear its ratable share of that entity’s expenses in addition to its own fees and expenses. In addition, investments in an ETF are subject to, among other risks, the risk that the ETF’s shares may trade at a discount or premium relative to the NAV of the shares, especially during periods of market volatility or stress, causing investors to pay significantly more or less than the value of the ETF’s underlying portfolio, and the listing exchange may halt trading of the ETF’s shares. ETFs also involve the risk that an active trading market for an ETF’s shares may not develop or be maintained. In addition, ETFs that track particular indices may be unable to match the performance of such underlying indices due to the temporary unavailability of certain index securities in the secondary market or other factors, such as discrepancies with respect to the weighting of securities.

Investment and Market Risk. An investment in the Portfolio’s common shares is subject to investment risk, including the possible loss of the entire principal amount invested. An investment in the Portfolio’s common shares represents an indirect investment in the securities owned by the Portfolio, which are generally traded on a securities exchange or in the OTC markets. The value of these securities, like other market investments, may move up or down, sometimes rapidly and unpredictably due to changes in general market conditions, economic trends or events that are not specifically related to the issuer of the security or other asset, or factors that affect a particular issuer or issuers, exchange, country, group of countries, region, market, industry, group of industries, sector or asset class. Social, political, economic and other conditions and events (such as recessions, inflation, rapid interest rate changes, supply chain disruptions, war, natural disasters, epidemics and pandemics, terrorism, conflicts and social unrest) will occur that have significant impacts on issuers, industries, governments and other systems, including the financial markets. As global systems, economies and financial markets are increasingly interconnected, events that once had only local impact are now more likely to have regional or even global effects. Events that occur in one country, region or financial market will, more frequently, adversely impact issuers in other countries, regions or markets. These impacts can be exacerbated by failures of governments and societies to adequately respond to an emerging event or threat. Investors will be negatively impacted if the value of their portfolio holdings decreases as a result of such events, if these events adversely impact the operations and effectiveness of the Manager or Adviser, as applicable, or key service providers or if these events disrupt systems and processes necessary or beneficial to the management of accounts. These events may negatively impact broad segments of businesses and populations and have a significant and rapid negative impact on the performance of the Portfolio’s investments, increase the Portfolio’s volatility and exacerbate pre-existing risks to the Portfolio. The Portfolio’s common shares at any point in time may be worth less than the original investment, even after taking into account any reinvestment of dividends and distributions.

Municipal Bond Risk. The risk of a municipal obligation generally depends on the financial and credit status of the issuer. Changes in a municipality's financial health may make it difficult for the municipality to make interest and principal payments when due. This could decrease the Portfolio's income or hurt the ability to preserve capital and liquidity. Under some circumstances, municipal obligations might not pay interest unless the state legislature or municipality authorizes money for that purpose.

Municipal obligations may be more susceptible to downgrades or defaults during recessions or similar periods of economic stress. In addition, since some municipal obligations may be secured or guaranteed by banks and other institutions, the risk to the Portfolio could increase if the banking or financial sector suffers an economic downturn and/or if the credit ratings of the institutions issuing the guarantee are downgraded or at risk of being downgraded by a national rating organization. Such a downward revision or risk of being downgraded may have an adverse effect on the market prices of the bonds and thus the value of the Portfolio's investments. In addition to being downgraded, an insolvent municipality may file for bankruptcy. The reorganization of a municipality's debts may significantly affect the rights of creditors and the value of the securities issued by the municipality and the value of the Portfolio's investments.

Credit and Interest Rate Risk. An Underlying Fund may be subject to credit and interest rate risks. Municipal obligations, like other debt securities, are subject to two types of risks: credit risk and interest rate risk. Credit risk refers to the possibility that the issuer of a security will be unable or unwilling to make interest payments and/or repay the principal on its debt, and these risks are increased where interest rates are rising. In the case of revenue bonds, notes or commercial paper, for example, the credit risk is the possibility that the user fees from a project or other specified revenue sources are insufficient to meet interest and/or principal payment obligations. The issuers of private activity bonds, used to finance projects in sectors such as industrial development and pollution control, also may be negatively impacted by the general credit of the user of the project. Lease obligations may have risks not normally associated with general obligation or other revenue bonds.

Certain lease obligations contain "non-appropriation" clauses that provide that the governmental issuer has no obligation to make future payments under the lease or contract unless money is appropriated for such purposes by the appropriate legislative body on an annual or other periodic basis. Consequently, continued lease payments on those lease obligations containing "non-appropriation" clauses are dependent on future legislative actions. If such legislative actions do not occur, the holders of the lease obligation may experience difficulty in exercising their rights, including disposition of the property.

Interest rate risk refers to fluctuations in the value of a fixed-income security resulting from changes in the general level of interest rates. When the general level of interest rates goes up, the prices of most fixed-income securities go down. When the general level of interest rates goes down, the prices of most fixed-income securities go up. The Portfolio may face a heightened level of interest rate risk due to certain changes in monetary policy, such as certain types of interest rate changes by the Federal Reserve. Portfolios with longer average portfolio durations tend to be more sensitive to interest rate changes than portfolios with a shorter average duration. Additionally, changes in monetary policy may exacerbate risks associated with changing interest rates. During periods when interest rates are low or there are negative interest rates, the Portfolio's yield (and total return) also may be low or otherwise adversely affected or the Portfolio may be unable to maintain positive returns. Credit ratings may not be an accurate assessment of liquidity or credit risk. Although credit quality may not accurately reflect the true credit risk of an instrument, a change in the credit quality rating of an instrument or an issuer can have a rapid, adverse effect on the instrument's liquidity and make it more difficult for a Portfolio to sell at an advantageous price or time. Longer term bonds and zero coupon securities are typically subject to greater price fluctuations than comparable securities that pay current interest. Generally, the longer the average duration of the bonds in the Portfolio, the more the Portfolio's share price will fluctuate in response to interest rate changes.

An Underlying Fund is not limited as to the maturities of the municipal obligations in which it may invest. Thus, a rise in the general level of interest rates may cause the price of its portfolio securities to fall substantially.

Investments in municipal bonds in the fourth highest grade are considered speculative. The ratings of municipal bonds do not ensure the stability or safety of an Underlying Fund's, and thus the Portfolio's, investments.

Zero-Coupon Bond Risk. The market value of a zero-coupon bond is generally more volatile than the market value of other fixed income securities with similar maturities that pay interest periodically.

Tax Risk. There is no guarantee that the Portfolio's income will be exempt from federal or state income taxes. Events occurring after the date of issuance of a municipal bond or after an Underlying Fund's acquisition of a municipal bond may result in a determination that interest on that bond is includible in gross income for federal income tax purposes retroactively to its date of issuance. Such a determination may cause a portion of prior distributions by the Portfolio to its shareholders to be taxable to those shareholders in the year of receipt. Federal or state changes in income or alternative minimum tax rates or in the tax treatment of municipal bonds may make municipal bonds less attractive as investments and cause them to lose value. An Underlying Fund may invest without limit in municipal obligations that pay interest income subject to the

“alternative minimum tax,” although the Portfolio does not currently expect to invest more than 20% of its total assets in such instruments.

Issuer-Specific Risk. The price of an individual security or particular type of security can be more volatile than the market as a whole and can fluctuate differently than the market as a whole. An individual issuer’s securities can rise or fall dramatically with little or no warning based upon such things as a better (or worse) than expected earnings report, news about the development of a promising product, or the loss of key management personnel. There is also a risk that the price of a security may never reach the level that the Manager believes is representative of its full value or that it may even go down in price.

Liquidity Risk. The Portfolio and/or an Underlying Fund may hold illiquid securities that it is unable to sell at the preferred time or price and could lose its entire investment in such securities. Investments with an active trading market or that the Manager otherwise deems liquid could become illiquid before the Portfolio can exit its positions. The liquidity of the Portfolio’s assets may change over time.

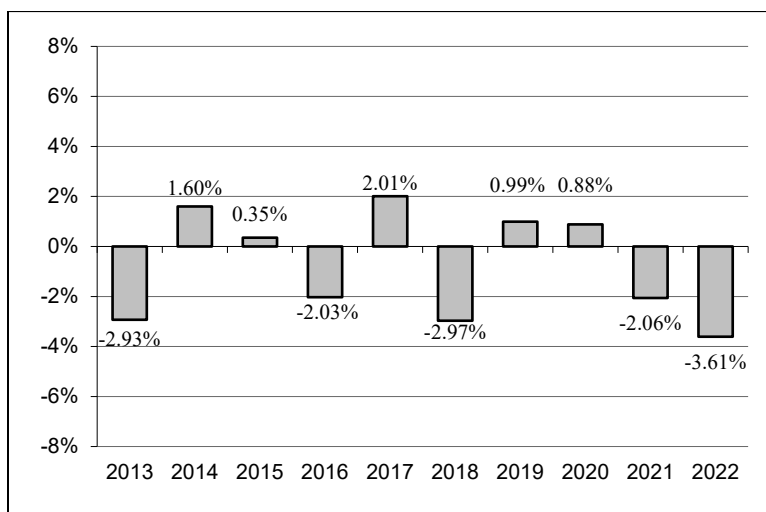
Limited Holdings Risk. The Portfolio may have a relatively high percentage of assets in a single or small number of issuers or Underlying Funds. As a result, a decline in the value of a single issuer or Underlying Fund could cause the Portfolio’s overall value to decline to a greater degree than if the Portfolio invested in a larger number of issuers and/or Underlying Funds.

Portfolio Turnover Risk. The frequency of the Portfolio’s transactions will vary from year to year. Increased portfolio turnover may result in higher brokerage commissions, dealer mark-ups and other transaction costs and may result in taxable capital gains. Higher costs associated with increased portfolio turnover may offset gains in the Portfolio’s performance.

Management Risk. The performance of the Portfolio also will depend on whether the Manager is successful in pursuing the Portfolio’s investment strategy.

Performance: The bar chart and table that follow provide some indication of the risks of investing in the Portfolio by showing changes in the performance of the Portfolio’s Class C shares from year-to-year and by showing how the average annual returns for the past 1, 5 and 10 years of the Portfolio compare with those of a broad measure of market performance, as well as with an index of funds with similar investment objectives. The returns in the bar chart do not reflect the deduction of sales charges. If these amounts were reflected, returns would be less than shown. The Portfolio’s past performance (before and after taxes) is not necessarily an indication of how the Portfolio will perform in the future. The returns in the table assume you sold your shares at the end of each period and you were charged a contingent deferred sales charge. Of course, if you did not sell your shares at the end of the period, your return would be higher. You may obtain the Portfolio’s updated performance information by calling toll free 1-800-807-FUND or visiting www.saratogacap.com.

ANNUAL TOTAL RETURNS – CALENDAR YEARS



During the periods shown in the bar chart, the highest return for a calendar quarter was 2.00% (quarter ended June 30, 2016) and the lowest return for a calendar quarter was -3.63% (quarter ended December 31, 2016). For the period January 1, 2023 through September 30, 2023, the return for the Portfolio’s Class C shares was -3.04%.

AVERAGE ANNUAL TOTAL RETURNS (FOR THE PERIODS ENDED DECEMBER 31, 2022)

	1 Year	5 Years	10 Years
Municipal Bond Portfolio ⁽¹⁾			
Return Before Taxes	-4.61%	-1.37%	-0.80%
Return After Taxes on Distributions	-4.61%	-1.41%	-1.09%
Return After Taxes on Distributions and Sale of Portfolio Shares	-2.73%	-1.05%	-0.67%
Indices: (Reflects no deduction for fees, expenses or taxes)			
Bloomberg Municipal Bond Index	-8.53%	1.25%	2.13%
Lipper Intermediate Municipal Debt Funds Index	-7.51%	1.08%	1.67%

(1) The returns for all periods indicated reflect the imposition of a contingent deferred sales charge assessed on Class C Shares which is only applicable to redemptions made within one year after purchase as described under “Shareholder Information – Contingent Deferred Sales Charge.”

The table above shows after-tax returns. After-tax returns are calculated using the historical highest individual federal marginal income tax rates during the period shown and do not reflect the impact of state and local taxes. Actual after-tax returns depend on the investor’s tax situation and may differ from those shown, and the after-tax returns are not relevant to investors who hold their Portfolio shares through tax deferred arrangements such as 401(k) plans or individual retirement accounts. After-tax returns may be higher than before-tax returns due to an assumed benefit from capital losses that would have been realized had Portfolio shares been sold at the end of the relevant periods.

Manager: Saratoga Capital Management, LLC (the “Manager”) serves as the Portfolio’s Manager.

Portfolio Managers: The following individuals serve as the Portfolio’s portfolio managers:

Portfolio Manager	Primary Title
Stephen Ventimiglia	Vice Chairman, Chief Investment Officer and Chief Economist of Saratoga Capital Management, LLC, and has managed the Portfolio since 2018.
Bruce E. Ventimiglia	Chairman, President and Chief Executive Officer of Saratoga Capital Management, LLC, and has managed the Portfolio since 2018.
Jonathan W. Ventimiglia	Chief Financial Officer and Chief Compliance Officer of Saratoga Capital Management, LLC, and has managed the Portfolio since 2018.

Purchase and Sale of Portfolio Shares: There is generally a \$250 minimum initial investment for the Portfolio and generally there is a \$10,000 minimum initial investment in the Trust. The minimum subsequent investment in the Trust is \$100. There is no minimum subsequent investment for the Portfolio. There is no minimum initial investment and no minimum subsequent investment for employee benefit plans, mutual fund platform programs, supermarket programs, associations and individual retirement accounts. You may purchase and redeem shares of the Portfolio on any day that the New York Stock Exchange (“NYSE”) is open. Redemption requests may be made in writing, by telephone, or through a financial intermediary and will be paid by check or wire transfer.

Tax Information: It is anticipated that the Portfolio’s distributions normally will be exempt from federal income taxes, but not including federal alternative minimum tax. However, a portion of the Portfolio’s distributions may not qualify as exempt. Interest, dividends and all capital gains may be subject to federal, state and federal alternative minimum tax, unless you are investing through a tax-free plan, in which case your distributions generally will be taxed when withdrawn from the tax deferred account.

Payments to Broker-Dealers and Other Financial Intermediaries: If you purchase Portfolio shares through a broker-dealer or other financial intermediary (such as a bank), the Manager and/or the Portfolio’s distributor may pay the intermediary for the sale of Portfolio shares and related services. These payments may create a conflict of interest by influencing the broker-dealer or other intermediary and your salesperson to recommend the Portfolio over another investment. Ask your salesperson or visit your financial intermediary’s website for more information.

PORTFOLIO SUMMARY: LARGE CAPITALIZATION VALUE PORTFOLIO

Investment Objective: The Large Capitalization Value Portfolio seeks total return consisting of capital appreciation and dividend income.

Fees and Expenses of the Portfolio: This table describes the fees and expenses that you may pay if you buy, hold and sell shares of the Portfolio. You may be subject to other fees not reflected in the table, such as brokerage commission and fees to financial intermediaries. In addition, Appendix A attached to this Prospectus contains information regarding financial intermediary-specific sales charge waivers and discounts.

	Large Capitalization Value Portfolio
Shareholder Fees (fees paid directly from your investment)	
Maximum Sales Charge (Load) Imposed on Purchases of Shares (as a % of offering price)	NONE
Maximum Sales Charge (Load) Imposed on Reinvested Dividends (as a % of offering price)	NONE
Maximum Contingent Deferred Sales Charge (Load) (as a % of offering price)	1.00%
Redemption Fee	NONE
Exchange Fee	NONE
Annual Portfolio Operating Expenses (expenses that you pay each year as a percentage of the value of your investment)	
Management Fees	0.65%
Distribution and/or Service (12b-1) Fees	1.00%
Other Expenses	1.00%
Acquired Fund Fees and Expenses ⁽¹⁾	0.01%
Total Annual Portfolio Operating Expenses	2.66%

(1) Acquired Fund Fees and Expenses are the indirect costs of investing in other investment companies. The Total Annual Portfolio Operating Expenses in the above fee table will not correlate to the expense ratio in the Portfolio's financial statement (or the financial highlights in this Prospectus) because the financial statement includes only the direct operating expenses incurred by the Portfolio, not the indirect costs of investing in other investment companies ("Acquired Funds").

Example: This example is intended to help you compare the cost of investing in the Portfolio with the cost of investing in other mutual funds. The example assumes that you invest \$10,000 in the Portfolio for the time periods indicated. The example also assumes that your investment has a 5% return each year, and the Portfolio's operating expenses remain the same. Although your actual costs may be higher or lower, based on these assumptions your costs, if you held or sold your shares, at the end of each period would be:

IF YOU SOLD YOUR SHARES

1 Year	3 Years	5 Years	10 Years
\$369	\$826	\$1,410	\$2,993

IF YOU HELD YOUR SHARES

1 Year	3 Years	5 Years	10 Years
\$269	\$826	\$1,410	\$2,993

Portfolio Turnover: The Portfolio pays transaction costs, such as commissions, when it buys and sells securities (or "turns over" its portfolio). A higher portfolio turnover may indicate higher transaction costs, which must be borne by the Portfolio and its shareholders and may result in higher taxes when Portfolio shares are held in a taxable account. These costs, which are not reflected in annual fund operating expenses or in the Example, affect the Portfolio's performance. During the most recent fiscal year, the Portfolio's portfolio turnover rate was 90% of the average value of its portfolio.

Principal Investment Strategies: The Portfolio will normally invest at least 80% of its total assets in a diversified portfolio of equity securities issued by U.S. issuers with total market capitalizations of \$5 billion or greater at the time of purchase. Equity securities include common stocks, preferred stocks, securities convertible into common stock and warrants. In determining which securities to buy, hold or sell, the Portfolio's Adviser focuses its investment selection on finding high quality companies with compelling valuations, measurable catalysts to unlock value and above-average long-term earnings growth potential. In general, the Adviser looks for companies that have value-added product lines to help preserve pricing power, a strong history of free cash flow generation, strong balance sheets, competent management with no record of misleading shareholders and financially sound customers. Independent research is used to produce estimates for future earnings, which are inputs into the Adviser's proprietary valuation model. The Adviser focuses its investments where it has a differentiated view and there exists, in its view, significant price appreciation potential to its estimate of the stocks' intrinsic value.

Under adverse market conditions, the Portfolio may also make temporary investments in investment grade debt securities. Such investment strategies could result in the Portfolio not achieving its investment objective.

Principal Investment Risks: There is no assurance that the Portfolio will achieve its investment objective. The Portfolio share price will fluctuate with changes in the market value of its portfolio securities. When you sell your Portfolio shares, they may be worth less than what you paid for them and, accordingly, you can lose money investing in this Portfolio. Shares of the Portfolio are not bank deposits and are not guaranteed or insured by the Federal Deposit Insurance Corporation or any other government agency.

Investment and Market Risk. An investment in the Portfolio's common shares is subject to investment risk, including the possible loss of the entire principal amount invested. An investment in the Portfolio's common shares represents an indirect investment in the securities owned by the Portfolio, which are generally traded on a securities exchange or in the OTC markets. The value of these securities, like other market investments, may move up or down, sometimes rapidly and unpredictably due to changes in general market conditions, economic trends or events that are not specifically related to the issuer of the security or other asset, or factors that affect a particular issuer or issuers, exchange, country, group of countries, region, market, industry, group of industries, sector or asset class. Social, political, economic and other conditions and events (such as recessions, inflation, rapid interest rate changes, supply chain disruptions, war, natural disasters, epidemics and pandemics, terrorism, conflicts and social unrest) will occur that have significant impacts on issuers, industries, governments and other systems, including the financial markets. As global systems, economies and financial markets are increasingly interconnected, events that once had only local impact are now more likely to have regional or even global effects. Events that occur in one country, region or financial market will, more frequently, adversely impact issuers in other countries, regions or markets. These impacts can be exacerbated by failures of governments and societies to adequately respond to an emerging event or threat. Investors will be negatively impacted if the value of their portfolio holdings decreases as a result of such events, if these events adversely impact the operations and effectiveness of the Manager or Adviser, as applicable, or key service providers or if these events disrupt systems and processes necessary or beneficial to the management of accounts. These events may negatively impact broad segments of businesses and populations and have a significant and rapid negative impact on the performance of the Portfolio's investments, increase the Portfolio's volatility and exacerbate pre-existing risks to the Portfolio. The Portfolio's common shares at any point in time may be worth less than the original investment, even after taking into account any reinvestment of dividends and distributions.

Common Stock Risk. In general, stock values fluctuate in response to activities specific to the company as well as general market, economic and political conditions. Stock prices can fluctuate widely in response to these factors. Common stockholders are subordinate to debt or preferred stockholders in a company's capital structure in terms of priority to corporate income and liquidation payments and, therefore, will be subject to greater credit risk than preferred stock or debt instruments.

Value Style Investing Risk. Value investing involves buying stocks that are out of favor and/or undervalued in comparison to their peers or their prospects for growth. Typically, their valuation levels are lower than those of growth stocks. Because different types of stocks go out of favor with investors depending on market and economic conditions, the Portfolio's return may be adversely affected during market downturns and when value stocks are out of favor.

Convertible Securities Risk. The Portfolio's investments in convertible securities subject the Portfolio to the risks associated with both fixed-income securities and common stocks. To the extent that a convertible security's investment value is greater than its conversion value, its price will be likely to increase when interest rates fall and decrease when interest rates rise, as with a fixed-income security. If the conversion value exceeds the investment value, the price of the convertible security will tend to fluctuate directly with the price of the underlying equity security.

Preferred Stock Risk. Preferred stocks involve credit risk and certain other risks. Certain preferred stocks contain provisions that allow an issuer under certain conditions to skip distributions (in the case of "non-cumulative" preferred stocks) or defer distributions (in the case of "cumulative" preferred stocks). If the Portfolio owns a preferred stock on which distributions are deferred, the Portfolio may nevertheless be required to report income for tax purposes while it is not receiving distributions on that security. Preferred stocks are subordinated to bonds and other debt instruments in a company's capital structure in terms of priority to corporate income and liquidation payments, and therefore will be subject to greater credit risk than those debt instruments.

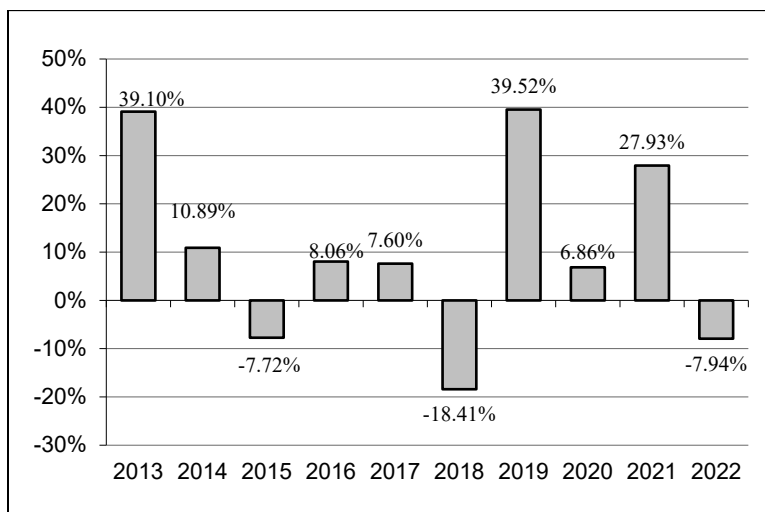
Warrants Risk. The holder of a warrant has the right to purchase a given number of shares of a particular issuer at a specified price until expiration of the warrant. Such investments can provide a greater potential for profit or loss than an equivalent investment in the underlying security. Prices of warrants do not necessarily move in tandem with the prices of the underlying securities, and are speculative investments. Warrants pay no dividends and confer no rights other than a purchase option. If a warrant is not exercised by the date of its expiration, the Portfolio will lose its entire investment in such warrant.

Issuer-Specific Risk. The price of an individual security or particular type of security can be more volatile than the market as a whole and can fluctuate differently than the market as a whole. An individual issuer’s securities can rise or fall dramatically with little or no warning based upon such things as a better (or worse) than expected earnings report, news about the development of a promising product, or the loss of key management personnel. There is also a risk that the price of a security may never reach the level that the Adviser believes is representative of its full value or that it may even go down in price.

Adviser Risk. The performance of the Portfolio also will depend on whether the Adviser is successful in pursuing the Portfolio’s investment strategy.

Performance: The bar chart and table that follow provide some indication of the risks of investing in the Portfolio by showing changes in the performance of the Portfolio’s Class C shares from year-to-year and by showing how the average annual returns for the past 1, 5 and 10 years of the Portfolio compare with those of a broad measure of market performance, as well as with an index of funds with similar investment objectives. The returns in the bar chart do not reflect the deduction of sales charges. If these amounts were reflected, returns would be less than shown. The Portfolio’s past performance (before and after taxes) is not necessarily an indication of how the Portfolio will perform in the future. The returns in the table assume you sold your shares at the end of each period and you were charged a contingent deferred sales charge. Of course, if you did not sell your shares at the end of the period, your return would be higher. You may obtain the Portfolio’s updated performance information by calling toll free 1-800-807-FUND or visiting www.saratogacap.com.

ANNUAL TOTAL RETURNS – CALENDAR YEARS



During the periods shown in the bar chart, the highest return for a calendar quarter was 24.16% (quarter ended June 30, 2020) and the lowest return for a calendar quarter was -32.09% (quarter ended March 31, 2020). For the period January 1, 2023 through September 30, 2023, the return for the Portfolio’s Class C shares was 5.13%.

AVERAGE ANNUAL TOTAL RETURNS (FOR THE PERIODS ENDED DECEMBER 31, 2022)

	1 Year	5 Years	10 Years
Large Capitalization Value Portfolio ⁽¹⁾			
Return Before Taxes	-8.94%	7.46%	9.02%
Return After Taxes on Distributions	-11.57%	4.42%	7.14%
Return After Taxes on Distributions and Sale of Portfolio Shares	-3.69%	5.03%	6.84%
Indices: (Reflects no deduction for fees, expenses or taxes)			
S&P 500®/Citigroup Value Index	-5.22%	7.58%	10.86%
Morningstar Large Value Average	-5.90%	7.03%	10.23%

(1) The returns for all periods indicated reflect the imposition of a contingent deferred sales charge assessed on Class C Shares which is only applicable to redemptions made within one year after purchase as described under “Shareholder Information - Contingent Deferred Sales Charge.”

The table above shows after-tax returns. After-tax returns are calculated using the historical highest individual federal marginal income tax rates during the period shown and do not reflect the impact of state and local taxes. Actual after-tax returns depend on the investor’s tax situation and may differ from those shown, and the after-tax returns are not relevant to investors who hold their Portfolio shares through tax deferred arrangements such as 401(k) plans or individual retirement accounts. After-tax returns may be higher than before-tax returns due to an assumed benefit from capital losses that would have been realized had Portfolio shares been sold at the end of the relevant periods.

Manager: Saratoga Capital Management, LLC (the “Manager”) serves as the Portfolio’s Manager.

Adviser: M.D. Sass, LLC (“M.D. Sass” or the “Adviser”) has served as the Adviser to the Portfolio since August 2008. The Portfolio is managed by M.D. Sass’s team of equity portfolio analysts. Ari Sass, President of M.D. Sass, has primary responsibility for the day-to-day management of the Portfolio, which he assumed in January 2019. Previously Mr. Sass served as Co-Portfolio Manager since January 2018.

Purchase and Sale of Portfolio Shares: There is generally a \$250 minimum initial investment for the Portfolio and generally there is a \$10,000 minimum initial investment in the Trust. The minimum subsequent investment in the Trust is \$100. There is no minimum subsequent investment for the Portfolio. There is no minimum initial investment and no minimum subsequent investment for employee benefit plans, mutual fund platform programs, supermarket programs, associations and individual retirement accounts. You may purchase and redeem shares of the Portfolio on any day that the New York Stock Exchange (“NYSE”) is open. Redemption requests may be made in writing, by telephone, or through a financial intermediary and will be paid by check or wire transfer.

Tax Information: Dividends and capital gain distributions you receive from the Portfolio, whether you reinvest your distributions in additional Portfolio shares or receive them in cash, are taxable to you at either ordinary income or capital gain tax rates unless you are investing through a tax-free plan, in which case your distributions generally will be taxed when withdrawn from the tax deferred account.

Payments to Broker-Dealers and Other Financial Intermediaries: If you purchase Portfolio shares through a broker-dealer or other financial intermediary (such as a bank), the Manager and/or the Portfolio’s distributor may pay the intermediary for the sale of Portfolio shares and related services. These payments may create a conflict of interest by influencing the broker-dealer or other intermediary and your salesperson to recommend the Portfolio over another investment. Ask your salesperson or visit your financial intermediary’s website for more information.

PORTFOLIO SUMMARY: LARGE CAPITALIZATION GROWTH PORTFOLIO

Investment Objective: The Large Capitalization Growth Portfolio seeks capital appreciation.

Fees and Expenses of the Portfolio: This table describes the fees and expenses that you may pay if you buy, hold and sell shares of the Portfolio. You may be subject to other fees not reflected in the table, such as brokerage commission and fees to financial intermediaries. In addition, Appendix A attached to this Prospectus contains information regarding financial intermediary-specific sales charge waivers and discounts.

	Large Capitalization Growth Portfolio
Shareholder Fees (fees paid directly from your investment)	
Maximum Sales Charge (Load) Imposed on Purchases of Shares (as a % of offering price)	NONE
Maximum Sales Charge (Load) Imposed on Reinvested Dividends (as a % of offering price)	NONE
Maximum Contingent Deferred Sales Charge (Load) (as a % of offering price)	1.00%
Redemption Fee	NONE
Exchange Fee	NONE
Annual Portfolio Operating Expenses (expenses that you pay each year as a percentage of the value of your investment)	
Management Fees	0.65%
Distribution and/or Service (12b-1) Fees	1.00%
Other Expenses	0.97%
Total Annual Portfolio Operating Expenses	2.62%

Example: This example is intended to help you compare the cost of investing in the Portfolio with the cost of investing in other mutual funds. The example assumes that you invest \$10,000 in the Portfolio for the time periods indicated. The example also assumes that your investment has a 5% return each year, and the Portfolio's operating expenses remain the same. Although your actual costs may be higher or lower, based on these assumptions your costs, if you held or sold your shares, at the end of each period would be:

IF YOU SOLD YOUR SHARES

1 Year	3 Years	5 Years	10 Years
\$365	\$814	\$1,390	\$2,954

IF YOU HELD YOUR SHARES

1 Year	3 Years	5 Years	10 Years
\$265	\$814	\$1,390	\$2,954

Portfolio Turnover: The Portfolio pays transaction costs, such as commissions, when it buys and sells securities (or "turns over" its portfolio). A higher portfolio turnover may indicate higher transaction costs, which must be borne by the Portfolio and its shareholders and may result in higher taxes when Portfolio shares are held in a taxable account. These costs, which are not reflected in annual fund operating expenses or in the Example, affect the Portfolio's performance. During the most recent fiscal year, the Portfolio's portfolio turnover rate was 74% of the average value of its portfolio.

Principal Investment Strategies: The Portfolio will normally invest at least 80% of its total assets in a portfolio of equity securities issued by U.S. issuers with total market capitalizations of \$5 billion or more. Equity securities include common stocks, preferred stocks, securities convertible into common stock and warrants.

The Adviser employs quantitative and qualitative analysis that seeks to identify high quality companies that it believes have the ability to accelerate earnings growth and exceed investor expectations. The Adviser's selection process consists of three steps. First, the Adviser reviews a series of screens utilizing the Adviser's investment models, which are based on fundamental characteristics, designed to eliminate companies that the Adviser's research shows have a high probability of underperformance. Factors considered when reviewing the screens include a multi-factor valuation framework, earnings quality, capital structure and financial quality. Next, securities that pass the initial screens are then evaluated to try to identify stocks with the highest probability of producing an earnings growth rate that exceeds investor expectations. This process incorporates changes in earnings expectations and earnings quality analysis. Finally, these steps produce a list of eligible companies which are subjected to analysis by the Adviser to further understand each company's business prospects and earnings potential. The Adviser uses the results of this analysis to construct the Portfolio's security positions.

Under adverse market conditions, the Portfolio may also make temporary investments in investment grade debt securities. Such investment strategies could result in the Portfolio not achieving its investment objective.

Principal Investment Risks: There is no assurance that the Portfolio will achieve its investment objective. The Portfolio share price will fluctuate with changes in the market value of its portfolio securities. When you sell your Portfolio shares, they may be worth less than what you paid for them and, accordingly, you can lose money investing in this Portfolio. Shares of the Portfolio are not bank deposits and are not guaranteed or insured by the Federal Deposit Insurance Corporation or any other government agency.

Investment and Market Risk. An investment in the Portfolio's common shares is subject to investment risk, including the possible loss of the entire principal amount invested. An investment in the Portfolio's common shares represents an indirect investment in the securities owned by the Portfolio, which are generally traded on a securities exchange or in the OTC markets. The value of these securities, like other market investments, may move up or down, sometimes rapidly and unpredictably due to changes in general market conditions, economic trends or events that are not specifically related to the issuer of the security or other asset, or factors that affect a particular issuer or issuers, exchange, country, group of countries, region, market, industry, group of industries, sector or asset class. Social, political, economic and other conditions and events (such as recessions, inflation, rapid interest rate changes, supply chain disruptions, war, natural disasters, epidemics and pandemics, terrorism, conflicts and social unrest) will occur that have significant impacts on issuers, industries, governments and other systems, including the financial markets. As global systems, economies and financial markets are increasingly interconnected, events that once had only local impact are now more likely to have regional or even global effects. Events that occur in one country, region or financial market will, more frequently, adversely impact issuers in other countries, regions or markets. These impacts can be exacerbated by failures of governments and societies to adequately respond to an emerging event or threat. Investors will be negatively impacted if the value of their portfolio holdings decreases as a result of such events, if these events adversely impact the operations and effectiveness of the Manager or Adviser, as applicable, or key service providers or if these events disrupt systems and processes necessary or beneficial to the management of accounts. These events may negatively impact broad segments of businesses and populations and have a significant and rapid negative impact on the performance of the Portfolio's investments, increase the Portfolio's volatility and exacerbate pre-existing risks to the Portfolio. The Portfolio's common shares at any point in time may be worth less than the original investment, even after taking into account any reinvestment of dividends and distributions.

Common Stock Risk. In general, stock values fluctuate in response to activities specific to the company as well as general market, economic and political conditions. Stock prices can fluctuate widely in response to these factors. Common stockholders are subordinate to debt or preferred stockholders in a company's capital structure in terms of priority to corporate income and liquidation payments and, therefore, will be subject to greater credit risk than preferred stock or debt instruments.

Growth Style Investing Risk. Growth investing involves buying stocks that have relatively high price-to-earnings ratios. Growth stocks may be more volatile than other stocks because they are generally more sensitive to investor perceptions and market moves. During periods of growth stock underperformance, the Portfolio's performance may suffer.

Convertible Securities Risk. The Portfolio's investments in convertible securities subject the Portfolio to the risks associated with both fixed-income securities and common stocks. To the extent that a convertible security's investment value is greater than its conversion value, its price will be likely to increase when interest rates fall and decrease when interest rates rise, as with a fixed-income security. If the conversion value exceeds the investment value, the price of the convertible security will tend to fluctuate directly with the price of the underlying equity security.

Preferred Stock Risk. Preferred stocks involve credit risk and certain other risks. Certain preferred stocks contain provisions that allow an issuer under certain conditions to skip distributions (in the case of "non-cumulative" preferred stocks) or defer distributions (in the case of "cumulative" preferred stocks). If the Portfolio owns a preferred stock on which distributions are deferred, the Portfolio may nevertheless be required to report income for tax purposes while it is not receiving distributions on that security. Preferred stocks are subordinated to bonds and other debt instruments in a company's capital structure in terms of priority to corporate income and liquidation payments, and therefore will be subject to greater credit risk than those debt instruments.

Warrants Risk. The holder of a warrant has the right to purchase a given number of shares of a particular issuer at a specified price until expiration of the warrant. Such investments can provide a greater potential for profit or loss than an equivalent investment in the underlying security. Prices of warrants do not necessarily move in tandem with the prices of the underlying securities, and are speculative investments. Warrants pay no dividends and confer no rights other than a purchase option. If a warrant is not exercised by the date of its expiration, the Portfolio will lose its entire investment in such warrant.

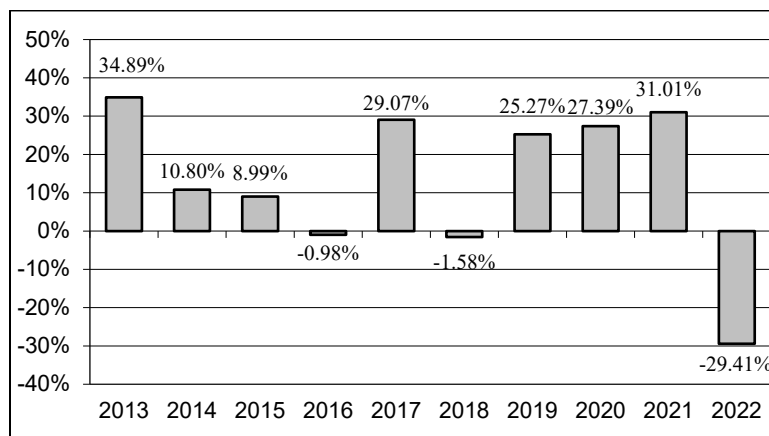
Issuer-Specific Risk. The price of an individual security or particular type of security can be more volatile than the market as a whole and can fluctuate differently than the market as a whole. An individual issuer’s securities can rise or fall dramatically with little or no warning based upon such things as a better (or worse) than expected earnings report, news about the development of a promising product, or the loss of key management personnel. There is also a risk that the price of a security may never reach the level that the Adviser believes is representative of its full value or that it may even go down in price.

Technology Sector Risk. Because of its investments, the Portfolio’s performance is affected by events occurring in the technology sector. Companies in the same industry often face similar obstacles, issues and regulatory burdens. As a result, the securities owned by the Portfolio may react similarly to and move in unison with one another. Because technology continues to advance at an accelerated rate, and the number of companies and product offerings continues to expand, these companies could become increasingly sensitive to short product cycles, aggressive pricing and intense competition. Many technology companies sell stock before they have a commercially viable product, and may be acutely susceptible to problems relating to bringing their products to market. Additionally, many technology companies have very high price/earnings ratios, high price volatility and high personnel turnover due to severe labor shortages for skilled technology professionals.

Adviser Risk. The performance of the Portfolio also will depend on whether the Adviser is successful in pursuing the Portfolio’s investment strategy.

Performance: The bar chart and table that follow provide some indication of the risks of investing in the Portfolio by showing changes in the performance of the Portfolio’s Class C shares from year-to-year and by showing how the average annual returns for the past 1, 5 and 10 years of the Portfolio compare with those of a broad measure of market performance, as well as with an index of funds with similar investment objectives. The returns in the bar chart do not reflect the deduction of sales charges. If these amounts were reflected, returns would be less than shown. The Portfolio’s past performance (before and after taxes) is not necessarily an indication of how the Portfolio will perform in the future. The returns in the table assume you sold your shares at the end of each period and you were charged a contingent deferred sales charge. Of course, if you did not sell your shares at the end of the period, your return would be higher. You may obtain the Portfolio’s updated performance information by calling toll free 1-800-807-FUND or visiting www.saratogacap.com.

ANNUAL TOTAL RETURNS – CALENDAR YEARS



During the periods shown in the bar chart, the highest return for a calendar quarter was 26.47% (quarter ended June 30, 2020) and the lowest return for a calendar quarter was -20.86% (quarter ended June 30, 2022). For the period January 1, 2023 through September 30, 2023, the return for the Portfolio’s Class C shares was 21.45%.

AVERAGE ANNUAL TOTAL RETURNS (FOR THE PERIODS ENDED DECEMBER 31, 2022)

	1 Year	5 Years	10 Years
Large Capitalization Growth Portfolio ⁽¹⁾			
Return Before Taxes	-30.41%	7.75%	11.70%
Return After Taxes on Distributions	-33.03%	0.96%	6.54%
Return After Taxes on Distributions and Sale of Portfolio Shares	-15.96%	5.28%	8.55%
Indices: (Reflects no deduction for fees, expenses or taxes)			
S&P 500®/Citigroup Growth Index	-29.40%	10.28%	13.59%
Morningstar Large Growth Average	-29.91%	8.30%	11.77%

(1) The returns for all periods indicated reflect the imposition of a contingent deferred sales charge assessed on Class C Shares which is only applicable to redemptions made within one year after purchase as described under “Shareholder Information - Contingent Deferred Sales Charge.”

The table above shows after-tax returns. After-tax returns are calculated using the historical highest individual federal marginal income tax rates during the period shown and do not reflect the impact of state and local taxes. Actual after-tax returns depend on the investor's tax situation and may differ from those shown, and the after-tax returns are not relevant to investors who hold their Portfolio shares through tax deferred arrangements such as 401(k) plans or individual retirement accounts. After-tax returns may be higher than before-tax returns due to an assumed benefit from capital losses that would have been realized had Portfolio shares been sold at the end of the relevant periods.

Manager: Saratoga Capital Management, LLC (the "Manager") serves as the Portfolio's Manager.

Adviser: Smith Group Asset Management, LLC ("SGAM" or the "Adviser") or its predecessor has served as the Adviser to the Portfolio since December 29, 2015. Stephen S. Smith, CFA, Chief Executive Officer and Chairman of the Investment Committee of the Adviser, and John D. Brim, CFA, President and Chief Investment Officer, are co-portfolio managers responsible for the day-to-day management of the Portfolio. Prior to founding the Adviser in 1995, Mr. Smith held a number of senior investment positions at Bank of America. Mr. Brim joined the Adviser in March 1998, and prior to that he was a manager within the institutional investment consulting group of Deloitte & Touche, LLP.

Purchase and Sale of Portfolio Shares: There is generally a \$250 minimum initial investment for the Portfolio and generally there is a \$10,000 minimum initial investment in the Trust. The minimum subsequent investment in the Trust is \$100. There is no minimum subsequent investment for the Portfolio. There is no minimum initial investment and no minimum subsequent investment for employee benefit plans, mutual fund platform programs, supermarket programs, associations and individual retirement accounts. You may purchase and redeem shares of the Portfolio on any day that the New York Stock Exchange ("NYSE") is open. Redemption requests may be made in writing, by telephone, or through a financial intermediary and will be paid by check or wire transfer.

Tax Information: Dividends and capital gain distributions you receive from the Portfolio, whether you reinvest your distributions in additional Portfolio shares or receive them in cash, are taxable to you at either ordinary income or capital gain tax rates unless you are investing through a tax-free plan, in which case your distributions generally will be taxed when withdrawn from the tax deferred account.

Payments to Broker-Dealers and Other Financial Intermediaries: If you purchase Portfolio shares through a broker-dealer or other financial intermediary (such as a bank), the Manager and/or the Portfolio's distributor may pay the intermediary for the sale of Portfolio shares and related services. These payments may create a conflict of interest by influencing the broker-dealer or other intermediary and your salesperson to recommend the Portfolio over another investment. Ask your salesperson or visit your financial intermediary's website for more information.

PORTFOLIO SUMMARY: MID CAPITALIZATION PORTFOLIO

Investment Objective: The Mid Capitalization Portfolio seeks long-term capital appreciation.

Fees and Expenses of the Portfolio: This table describes the fees and expenses that you may pay if you buy, hold and sell shares of the Portfolio. You may be subject to other fees not reflected in the table, such as brokerage commission and fees to financial intermediaries. In addition, Appendix A attached to this Prospectus contains information regarding financial intermediary-specific sales charge waivers and discounts.

	Mid Capitalization Portfolio
Shareholder Fees (fees paid directly from your investment)	
Maximum Sales Charge (Load) Imposed on Purchases of Shares (as a % of offering price)	NONE
Maximum Sales Charge (Load) Imposed on Reinvested Dividends (as a % of offering price)	NONE
Maximum Contingent Deferred Sales Charge (Load) (as a % of offering price)	1.00%
Redemption Fee	NONE
Exchange Fee	NONE
Annual Portfolio Operating Expenses (expenses that you pay each year as a percentage of the value of your investment)	
Management Fees	0.75%
Distribution and/or Service (12b-1) Fees	1.00%
Other Expenses	0.94%
Acquired Fund Fees and Expenses ⁽¹⁾	0.01%
Total Annual Portfolio Operating Expenses	2.70%

(1) Acquired Fund Fees and Expenses are the indirect costs of investing in other investment companies. The Total Annual Portfolio Operating Expenses in the above fee table will not correlate to the expense ratio in the Portfolio's financial statement (or the financial highlights in this Prospectus) because the financial statement includes only the direct operating expenses incurred by the Portfolio, not the indirect costs of investing in other investment companies ("Acquired Funds").

Example: This example is intended to help you compare the cost of investing in the Portfolio with the cost of investing in other mutual funds. The example assumes that you invest \$10,000 in the Portfolio for the time periods indicated. The example also assumes that your investment has a 5% return each year, and the Portfolio's operating expenses remain the same. Although your actual costs may be higher or lower, based on these assumptions your costs, if you held or sold your shares, at the end of each period would be:

IF YOU SOLD YOUR SHARES

1 Year	3 Years	5 Years	10 Years
\$373	\$838	\$1,430	\$3,032

IF YOU HELD YOUR SHARES

1 Year	3 Years	5 Years	10 Years
\$273	\$838	\$1,430	\$3,032

Portfolio Turnover: The Portfolio pays transaction costs, such as commissions, when it buys and sells securities (or "turns over" its portfolio). A higher portfolio turnover may indicate higher transaction costs, which must be borne by the Portfolio and its shareholders and may result in higher taxes when Portfolio shares are held in a taxable account. These costs, which are not reflected in annual fund operating expenses or in the Example, affect the Portfolio's performance. During the most recent fiscal year, the Portfolio's portfolio turnover rate was 68% of the average value of its portfolio.

Principal Investment Strategies: The Portfolio will normally invest at least 80% of its total assets in equity securities of companies whose stock market capitalizations fall within the range of the capitalizations in the Russell Midcap[®] Index at the time of purchase. The market capitalization range of the Russell Midcap[®] Index at September 30, 2023 was \$451.61 million to \$54.49billion. The Russell Midcap[®] Index is reconstituted annually in June of each year. Equity securities include common stocks, preferred stocks, securities convertible into common stocks and warrants. The Portfolio invests in securities of companies that are believed by the Adviser to be undervalued, thereby offering above-average potential for capital appreciation. The Portfolio may also invest in equity securities of foreign companies.

The Adviser invests in medium capitalization companies with a focus on total return using a bottom-up value-oriented investment process. The Adviser seeks companies with the following characteristics, although not all of the companies it selects will have these attributes:

- companies earning a positive economic margin with stable-to-improving returns;
- companies valued at a discount to their asset value; and
- companies with an attractive dividend yield and minimal basis risk.

In selecting investments, the Adviser generally employs the following strategy:

- value-driven investment philosophy that selects stocks selling at attractive values based upon business fundamentals, economic margin analysis, discounted cash flow models and historical valuation multiples.

The Adviser reviews companies that it believes are out-of-favor or misunderstood;

- use of value-driven screens to create a research universe of companies with market capitalizations of at least \$1 billion; and
- use of fundamental and risk analysis to construct a portfolio of securities that the Adviser believes has an attractive return potential.

Under adverse market conditions, the Portfolio may also make temporary investments in investment grade debt securities. Such investment strategies could result in the Portfolio not achieving its investment objective.

Principal Investment Risks: There is no assurance that the Portfolio will achieve its investment objective. The Portfolio share price will fluctuate with changes in the market value of its portfolio securities. When you sell your Portfolio shares, they may be worth less than what you paid for them and, accordingly, you can lose money investing in this Portfolio. Shares of the Portfolio are not bank deposits and are not guaranteed or insured by the Federal Deposit Insurance Corporation or any other government agency.

Investment and Market Risk. An investment in the Portfolio's common shares is subject to investment risk, including the possible loss of the entire principal amount invested. An investment in the Portfolio's common shares represents an indirect investment in the securities owned by the Portfolio, which are generally traded on a securities exchange or in the OTC markets. The value of these securities, like other market investments, may move up or down, sometimes rapidly and unpredictably due to changes in general market conditions, economic trends or events that are not specifically related to the issuer of the security or other asset, or factors that affect a particular issuer or issuers, exchange, country, group of countries, region, market, industry, group of industries, sector or asset class. Social, political, economic and other conditions and events (such as recessions, inflation, rapid interest rate changes, supply chain disruptions, war, natural disasters, epidemics and pandemics, terrorism, conflicts and social unrest) will occur that have significant impacts on issuers, industries, governments and other systems, including the financial markets. As global systems, economies and financial markets are increasingly interconnected, events that once had only local impact are now more likely to have regional or even global effects. Events that occur in one country, region or financial market will, more frequently, adversely impact issuers in other countries, regions or markets. These impacts can be exacerbated by failures of governments and societies to adequately respond to an emerging event or threat. Investors will be negatively impacted if the value of their portfolio holdings decreases as a result of such events, if these events adversely impact the operations and effectiveness of the Manager or Adviser, as applicable, or key service providers or if these events disrupt systems and processes necessary or beneficial to the management of accounts. These events may negatively impact broad segments of businesses and populations and have a significant and rapid negative impact on the performance of the Portfolio's investments, increase the Portfolio's volatility and exacerbate pre-existing risks to the Portfolio. The Portfolio's common shares at any point in time may be worth less than the original investment, even after taking into account any reinvestment of dividends and distributions.

Common Stock Risk. In general, stock values fluctuate in response to activities specific to the company as well as general market, economic and political conditions. Stock prices can fluctuate widely in response to these factors. Common stockholders are subordinate to debt or preferred stockholders in a company's capital structure in terms of priority to corporate income and liquidation payments and, therefore, will be subject to greater credit risk than preferred stock or debt instruments.

Small and Medium Capitalization Companies Risk. The Portfolio may also invest in small and medium capitalization companies. Investing in small and medium capitalization companies may involve more risk than is usually associated with investing in larger, more established companies. There is typically less publicly available information concerning small and medium capitalization companies than for larger, more established companies. Some small and medium capitalization companies have limited product lines, distribution channels and financial and managerial resources and tend to concentrate

on fewer geographical markets than do larger companies. Also, because small and medium capitalization companies normally have fewer shares outstanding than larger companies and trade less frequently, it may be more difficult for the Portfolio to buy and sell significant amounts of shares without an unfavorable impact on prevailing market prices.

Foreign Securities Risk. The Portfolio's investments in foreign securities (including depositary receipts) involve risks in addition to the risks associated with domestic securities. One additional risk is currency risk. While the price of Portfolio shares is quoted in U.S. dollars, the Portfolio generally converts U.S. dollars to a foreign market's local currency to purchase a security in that market. If the value of that local currency falls relative to the U.S. dollar, the U.S. dollar value of the foreign security will decrease. This is true even if the foreign security's local price remains unchanged.

Foreign securities also have risks related to economic and political developments abroad, including expropriations, confiscatory taxation, exchange control regulation, limitations on the use or transfer of Portfolio assets and any effects of foreign social, economic or political instability. In particular, adverse political or economic developments in a geographic region or a particular country in which the Portfolio invests could cause a substantial decline in the value of its portfolio securities. Certain foreign markets may rely heavily on particular industries or foreign capital and are more vulnerable to diplomatic developments, the imposition of economic sanctions against a particular country or countries, organizations, entities and/or individuals, changes in international trading patterns, trade barriers and other protectionist or retaliatory measures. Economic sanctions could, among other things, effectively restrict or eliminate the Portfolio's ability to purchase or sell securities or groups of securities for a substantial period of time. The severity of sanctions and related measures, such as retaliatory actions, vary in scope and are unpredictable. The imposition of sanctions could cause a decline in the value and/or liquidity of securities issued by the sanctioned country or companies located in or economically tied to the sanctioned country, significantly delay or prevent the settlement of securities transactions, and significantly impact the Portfolio's liquidity and performance. International trade barriers or economic sanctions against foreign countries, organizations, entities and/or individuals, may adversely affect the Portfolio's foreign holdings or exposures. Investments in foreign markets may also be adversely affected by governmental actions such as the imposition of capital controls, nationalization of companies or industries, expropriation of assets, or the imposition of punitive taxes. Governmental actions can have a significant effect on the economic conditions in foreign countries, which also may adversely affect the value and liquidity of the Portfolio's investments. For example, the governments of certain countries may prohibit or impose substantial restrictions on foreign investing in their capital markets or in certain sectors or industries. In addition, a foreign government may limit or cause delay in the convertibility or repatriation of its currency which would adversely affect the U.S. dollar value and/or liquidity of investments denominated in that currency. Any of these actions could severely affect security prices, impair the Portfolio's ability to purchase or sell foreign securities or transfer the Portfolio's assets back into the U.S., or otherwise adversely affect the Portfolio's operations.

Certain foreign investments may become less liquid in response to market developments or adverse investor perceptions, or become illiquid after purchase by the Portfolio, particularly during periods of market turmoil. Certain foreign investments may become illiquid when, for instance, there are few, if any, interested buyers and sellers or when dealers are unwilling to make a market for certain securities. When the Portfolio holds illiquid investments, its portfolio may be harder to value, especially in changing markets. Foreign companies, in general, are not subject to the regulatory requirements of U.S. companies and may have less stringent investor protections and disclosure standards and, as such, there may be less publicly available information about these companies. Moreover, foreign accounting, auditing and financial reporting standards generally are different from those applicable to U.S. companies. In addition, in the event of a default of any foreign debt obligations, it may be more difficult for the Portfolio to obtain or enforce a judgment against the issuers of the securities. Furthermore, foreign exchanges and broker-dealers are generally subject to less government and exchange scrutiny and regulation than their U.S. counterparts. Finally, differences in clearance and settlement procedures in foreign markets may cause delays in settlements of the Portfolio's trades effected in those markets.

Depositary receipts involve substantially identical risks associated with direct investments in foreign securities. Issuers of the foreign security represented by a depositary receipt, particularly unsponsored or unregistered depositary receipts, may not be obligated to disclose material information in the U.S. or to pass through to holders of such receipts voting rights with respect to the deposited securities.

Compared to the U.S. and other developed countries, developing or emerging countries may have relatively unstable governments, economies based on only a few industries and securities markets that trade a small number of securities. Prices of these securities tend to be especially volatile and, in the past, securities in these countries have been characterized by greater potential loss (as well as gain) than securities of companies located in developed countries.

Convertible Securities Risk. The Portfolio's investments in convertible securities subject the Portfolio to the risks associated with both fixed-income securities and common stocks. To the extent that a convertible security's investment value is greater than its conversion value, its price will be likely to increase when interest rates fall and decrease when interest rates rise, as

with a fixed-income security. If the conversion value exceeds the investment value, the price of the convertible security will tend to fluctuate directly with the price of the underlying equity security.

Preferred Stock Risk. Preferred stocks involve credit risk and certain other risks. Certain preferred stocks contain provisions that allow an issuer under certain conditions to skip distributions (in the case of “non-cumulative” preferred stocks) or defer distributions (in the case of “cumulative” preferred stocks). If the Portfolio owns a preferred stock on which distributions are deferred, the Portfolio may nevertheless be required to report income for tax purposes while it is not receiving distributions on that security. Preferred stocks are subordinated to bonds and other debt instruments in a company’s capital structure in terms of priority to corporate income and liquidation payments, and therefore will be subject to greater credit risk than those debt instruments.

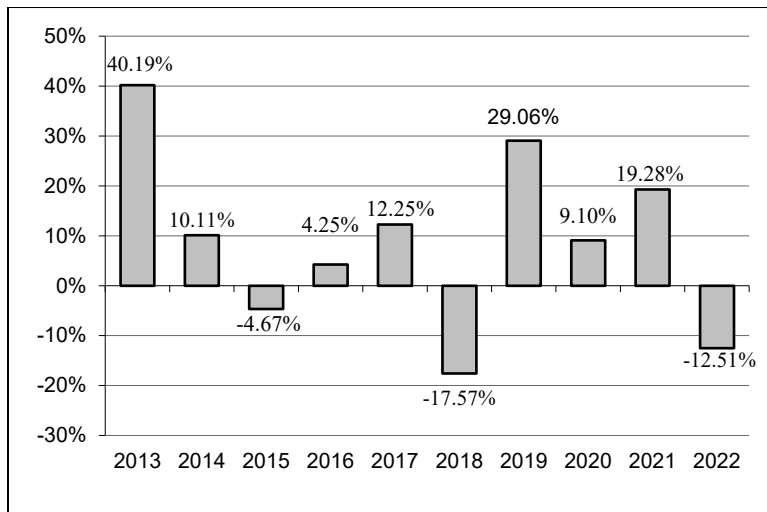
Warrants Risk. The holder of a warrant has the right to purchase a given number of shares of a particular issuer at a specified price until expiration of the warrant. Such investments can provide a greater potential for profit or loss than an equivalent investment in the underlying security. Prices of warrants do not necessarily move in tandem with the prices of the underlying securities, and are speculative investments. Warrants pay no dividends and confer no rights other than a purchase option. If a warrant is not exercised by the date of its expiration, the Portfolio will lose its entire investment in such warrant.

Issuer-Specific Risk. The price of an individual security or particular type of security can be more volatile than the market as a whole and can fluctuate differently than the market as a whole. An individual issuer’s securities can rise or fall dramatically with little or no warning based upon such things as a better (or worse) than expected earnings report, news about the development of a promising product, or the loss of key management personnel. There is also a risk that the price of a security may never reach the level that the Adviser believes is representative of its full value or that it may even go down in price.

Adviser Risk. The performance of the Portfolio also will depend on whether the Adviser is successful in pursuing the Portfolio’s investment strategy.

Performance: The bar chart and table that follow provide some indication of the risks of investing in the Portfolio by showing changes in the performance of the Portfolio’s Class C shares from year-to-year and by showing how the average annual returns for the past 1, 5 and 10 years of the Portfolio compare with those of a broad measure of market performance, as well as with an index of funds with similar investment objectives. The returns in the bar chart do not reflect the deduction of sales charges. If these amounts were reflected, returns would be less than shown. The Portfolio’s past performance (before and after taxes) is not necessarily an indication of how the Portfolio will perform in the future. The returns in the table assume you sold your shares at the end of each period and you were charged a contingent deferred sales charge. Of course, if you did not sell your shares at the end of the period, your return would be higher. You may obtain the Portfolio’s updated performance information by calling toll free 1-800-807-FUND or visiting www.saratogacap.com.

ANNUAL TOTAL RETURNS – CALENDAR YEARS



During the periods shown in the bar chart, the highest return for a calendar quarter was 22.04% (quarter ended December 31, 2020) and the lowest return for a calendar quarter was -28.37% (quarter ended March 31, 2020). For the period January 1, 2023 through September 30, 2023, the return for the Portfolio’s Class C shares was -0.27%.

AVERAGE ANNUAL TOTAL RETURNS (FOR THE PERIODS ENDED DECEMBER 31, 2022)

	1 Year	5 Years	10 Years
Mid Capitalization Portfolio ⁽¹⁾			
Return Before Taxes	-13.51%	3.91%	7.63%
Return After Taxes on Distributions	-14.09%	1.49%	4.97%
Return After Taxes on Distributions and Sale of Portfolio Shares	-7.58%	2.78%	5.68%
Indices: (Reflects no deduction for fees, expenses or taxes)			
Russell Midcap [®] Index	-17.32%	7.10%	10.96%
Morningstar Mid Capitalization Blend Average	-14.01%	6.29%	9.81%

(1) The returns for all periods indicated reflect the imposition of a contingent deferred sales charge assessed on Class C Shares which is only applicable to redemptions made within one year after purchase as described under “Shareholder Information - Contingent Deferred Sales Charge.”

The table above shows after-tax returns. After-tax returns are calculated using the historical highest individual federal marginal income tax rates during the period shown and do not reflect the impact of state and local taxes. Actual after-tax returns depend on the investor’s tax situation and may differ from those shown, and the after-tax returns are not relevant to investors who hold their Portfolio shares through tax deferred arrangements such as 401(k) plans or individual retirement accounts. After-tax returns may be higher than before-tax returns due to an assumed benefit from capital losses that would have been realized had Portfolio shares been sold at the end of the relevant periods.

Manager: Saratoga Capital Management, LLC (the “Manager”) serves as the Portfolio’s Manager.

Adviser: Vaughan Nelson Investment Management, L.P. (“Vaughan Nelson” or the “Adviser”) has served as the Adviser to the Portfolio since April 2006. The Portfolio is advised by Vaughan Nelson’s Mid Cap Value team which consists of portfolio managers and analysts.

The portfolio managers on the team that are jointly and primarily responsible for the day-to-day management of the Portfolio are Dennis G. Alff, CFA (lead portfolio manager), Chad D. Fargason, PhD, and Chris D. Wallis, CFA. Dennis G. Alff, Senior Portfolio Manager, joined Vaughan Nelson in April 2006. Dr. Fargason, Senior Portfolio Manager, has been associated with Vaughan Nelson since 2013 and has served the Portfolio as a Senior Portfolio Manager since November 2013; prior to joining Vaughan Nelson, Dr. Fargason was a Director at KKR & Co. from 2003 to 2013. Chris D. Wallis CEO/CIO has been associated with Vaughan Nelson since 1999. Messrs. Alff and Wallis have served the Portfolio as Senior Portfolio Managers since April 2006.

Purchase and Sale of Portfolio Shares: There is generally a \$250 minimum initial investment for the Portfolio and generally there is a \$10,000 minimum initial investment in the Trust. The minimum subsequent investment in the Trust is \$100. There is no minimum subsequent investment for the Portfolio. There is no minimum initial investment and no minimum subsequent investment for employee benefit plans, mutual fund platform programs, supermarket programs, associations and individual retirement accounts. You may purchase and redeem shares of the Portfolio on any day that the New York Stock Exchange (“NYSE”) is open. Redemption requests may be made in writing, by telephone, or through a financial intermediary and will be paid by check or wire transfer.

Tax Information: Dividends and capital gain distributions you receive from the Portfolio, whether you reinvest your distributions in additional Portfolio shares or receive them in cash, are taxable to you at either ordinary income or capital gain tax rates unless you are investing through a tax-free plan, in which case your distributions generally will be taxed when withdrawn from the tax deferred account.

Payments to Broker-Dealers and Other Financial Intermediaries: If you purchase Portfolio shares through a broker-dealer or other financial intermediary (such as a bank), the Manager and/or the Portfolio’s distributor may pay the intermediary for the sale of Portfolio shares and related services. These payments may create a conflict of interest by influencing the broker-dealer or other intermediary and your salesperson to recommend the Portfolio over another investment. Ask your salesperson or visit your financial intermediary’s website for more information.

PORTFOLIO SUMMARY: SMALL CAPITALIZATION PORTFOLIO

Investment Objective: The Small Capitalization Portfolio seeks maximum capital appreciation.

Fees and Expenses of the Portfolio: This table describes the fees and expenses that you may pay if you buy, hold and sell shares of the Portfolio. You may be subject to other fees not reflected in the table, such as brokerage commission and fees to financial intermediaries. In addition, Appendix A attached to this Prospectus contains information regarding financial intermediary-specific sales charge waivers and discounts.

Small Capitalization Portfolio

Shareholder Fees (fees paid directly from your investment)	
Maximum Sales Charge (Load) Imposed on Purchases of Shares (as a % of offering price)	NONE
Maximum Sales Charge (Load) Imposed on Reinvested Dividends (as a % of offering price)	NONE
Maximum Contingent Deferred Sales Charge (Load) (as a % of offering price)	1.00%
Redemption Fee	NONE
Exchange Fee	NONE
Annual Portfolio Operating Expenses (expenses that you pay each year as a percentage of the value of your investment)	
Management Fees	0.65%
Distribution and/or Service (12b-1) Fees	1.00%
Other Expenses	1.16%
Total Annual Portfolio Operating Expenses	2.81%

Example: This example is intended to help you compare the cost of investing in the Portfolio with the cost of investing in other mutual funds. The example assumes that you invest \$10,000 in the Portfolio for the time periods indicated. The example also assumes that your investment has a 5% return each year, and the Portfolio's operating expenses remain the same. Although your actual costs may be higher or lower, based on these assumptions your costs, if you held or sold your shares, at the end of each period would be:

IF YOU SOLD YOUR SHARES

1 Year	3 Years	5 Years	10 Years
\$384	\$871	\$1,484	\$3,138

IF YOU HELD YOUR SHARES

1 Year	3 Years	5 Years	10 Years
\$284	\$871	\$1,484	\$3,138

Portfolio Turnover: The Portfolio pays transaction costs, such as commissions, when it buys and sells securities (or “turns over” its portfolio). A higher portfolio turnover may indicate higher transaction costs, which must be borne by the Portfolio and its shareholders and may result in higher taxes when Portfolio shares are held in a taxable account. These costs, which are not reflected in annual fund operating expenses or in the Example, affect the Portfolio's performance. During the most recent fiscal year, the Portfolio's portfolio turnover rate was 95% of the average value of its portfolio.

Principal Investment Strategies: The Portfolio will normally invest at least 80% of its total assets in common stocks of companies whose stock market capitalizations fall within the range of capitalizations in the Russell 2000[®] Index. The market capitalization range of the Russell 2000[®] Index at September 30, 2023 was \$159.5 million to \$4.2 billion. The Russell 2000[®] Index is reconstituted annually at the midpoint of the calendar year. The Portfolio will also occasionally invest a portion of its assets in mid-cap stocks that are small relative to their industries that the Adviser believes have compelling valuations and fundamentals, and it will not immediately sell a security that was bought as a small-cap stock but through appreciation has become a mid-cap stock. In selecting securities for the Portfolio, the Adviser begins with a screening process that seeks to identify growing companies whose stocks sell at discounted price-to-earnings and price-to-cash flow multiples. The Adviser also attempts to discern situations where intrinsic asset values are not widely recognized. The Adviser favors such higher-quality companies that generate strong cash flow, provide above-average free cash flow yields and maintain sound balance sheets. Rigorous fundamental analysis, from both a quantitative and qualitative standpoint, is applied to all investment candidates. While the Adviser employs a disciplined “bottom-up” approach that attempts to identify undervalued stocks, it nonetheless is sensitive to emerging secular trends. The Adviser does not, however, rely on macroeconomic forecasts in its stock selection efforts and prefers to remain fully invested. Under adverse market conditions, the Portfolio may also make temporary investments in investment grade debt securities. Such investment strategies could result in the Portfolio not achieving its investment objective.

Principal Investment Risks: There is no assurance that the Portfolio will achieve its investment objective. The Portfolio share price will fluctuate with changes in the market value of its portfolio securities. When you sell your Portfolio shares, they may be worth less than what you paid for them and, accordingly, you can lose money investing in this Portfolio. Shares of the Portfolio are not bank deposits and are not guaranteed or insured by the Federal Deposit Insurance Corporation or any other government agency.

Investment and Market Risk. An investment in the Portfolio's common shares is subject to investment risk, including the possible loss of the entire principal amount invested. An investment in the Portfolio's common shares represents an indirect investment in the securities owned by the Portfolio, which are generally traded on a securities exchange or in the OTC markets. The value of these securities, like other market investments, may move up or down, sometimes rapidly and unpredictably due to changes in general market conditions, economic trends or events that are not specifically related to the issuer of the security or other asset, or factors that affect a particular issuer or issuers, exchange, country, group of countries, region, market, industry, group of industries, sector or asset class. Social, political, economic and other conditions and events (such as recessions, inflation, rapid interest rate changes, supply chain disruptions, war, natural disasters, epidemics and pandemics, terrorism, conflicts and social unrest) will occur that have significant impacts on issuers, industries, governments and other systems, including the financial markets. As global systems, economies and financial markets are increasingly interconnected, events that once had only local impact are now more likely to have regional or even global effects. Events that occur in one country, region or financial market will, more frequently, adversely impact issuers in other countries, regions or markets. These impacts can be exacerbated by failures of governments and societies to adequately respond to an emerging event or threat. Investors will be negatively impacted if the value of their portfolio holdings decreases as a result of such events, if these events adversely impact the operations and effectiveness of the Manager or Adviser, as applicable, or key service providers or if these events disrupt systems and processes necessary or beneficial to the management of accounts. These events may negatively impact broad segments of businesses and populations and have a significant and rapid negative impact on the performance of the Portfolio's investments, increase the Portfolio's volatility and exacerbate pre-existing risks to the Portfolio. The Portfolio's common shares at any point in time may be worth less than the original investment, even after taking into account any reinvestment of dividends and distributions.

Common Stock Risk. In general, stock values fluctuate in response to activities specific to the company as well as general market, economic and political conditions. Stock prices can fluctuate widely in response to these factors. Common stockholders are subordinate to debt or preferred stockholders in a company's capital structure in terms of priority to corporate income and liquidation payments and, therefore, will be subject to greater credit risk than preferred stock or debt instruments.

Small Capitalization Companies Risk. The Portfolio's investments in small and medium capitalization companies carry more risk than investments in larger companies. While some of the Portfolio's holdings in these companies may be listed on a national securities exchange, such securities are more likely to be traded in the over-the-counter ("OTC") market. The low market liquidity of these securities may have an adverse impact on the Portfolio's ability to sell certain securities at favorable prices and may also make it difficult for the Portfolio to obtain market quotations based on actual trades, for purposes of valuing its securities. Investing in lesser-known, small and medium capitalization companies involves greater risk of volatility of the Portfolio's net asset value ("NAV") than is customarily associated with larger, more established companies. Often small and medium capitalization companies and the industries in which they are focused are still evolving and, while this may offer better growth potential than larger, more established companies, it also may make them more sensitive to changing market conditions. Small capitalization companies may have returns that can vary, occasionally significantly, from the market in general. In addition, small capitalization companies may not pay a dividend.

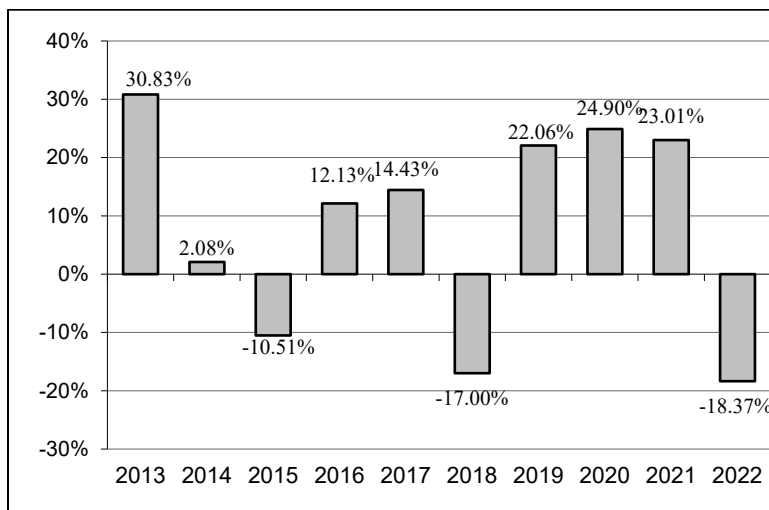
Issuer-Specific Risk. The price of an individual security or particular type of security can be more volatile than the market as a whole and can fluctuate differently than the market as a whole. An individual issuer's securities can rise or fall dramatically with little or no warning based upon such things as a better (or worse) than expected earnings report, news about the development of a promising product, or the loss of key management personnel. There is also a risk that the price of a security may never reach the level that the Adviser believes is representative of its full value or that it may even go down in price.

Adviser Risk. The performance of the Portfolio also will depend on whether the Adviser is successful in pursuing the Portfolio's investment strategy.

Performance: The bar chart and table that follow provide some indication of the risks of investing in the Portfolio by showing changes in the performance of the Portfolio's Class C shares from year-to-year and by showing how the average annual returns for the past 1, 5 and 10 years of the Portfolio compare with those of a broad measure of market performance, as well as with an index of funds with similar investment objectives. The returns in the bar chart do not reflect the deduction of sales charges. If these amounts were reflected, returns would be less than shown. The Portfolio's past performance (before

and after taxes) is not necessarily an indication of how the Portfolio will perform in the future. The returns in the table assume you sold your shares at the end of each period and you were charged a contingent deferred sales charge. Of course, if you did not sell your shares at the end of the period, your return would be higher. You may obtain the Portfolio's updated performance information by calling toll free 1-800-807-FUND or visiting www.saratogacap.com.

ANNUAL TOTAL RETURNS – CALENDAR YEARS



During the periods shown in the bar chart, the highest return for a calendar quarter was 28.41% (quarter ended June 30, 2020) and the lowest return for a calendar quarter was -29.32% (quarter ended March 31, 2020). For the period January 1, 2023 through September 30, 2023, the return for the Portfolio's Class C shares was 0.00%.

AVERAGE ANNUAL TOTAL RETURNS (FOR THE PERIODS ENDED DECEMBER 31, 2022)

	1 Year	5 Years	10 Years
Small Capitalization Portfolio ⁽¹⁾			
Return Before Taxes	-19.37%	4.91%	6.90%
Return After Taxes on Distributions	-27.23%	-1.66%	1.51%
Return After Taxes on Distributions and Sale of Portfolio Shares	-5.50%	3.67%	4.90%
Indices: (Reflects no deduction for fees, expenses or taxes)			
Russell 2000® Index	-20.44%	4.13%	9.01%
Morningstar Small Blend Average	-16.24%	4.85%	9.08%

(1) The returns for all periods indicated reflect the imposition of a contingent deferred sales charge assessed on Class C Shares which is only applicable to redemptions made within one year after purchase as described under "Shareholder Information - Contingent Deferred Sales Charge."

The table above shows after-tax returns. After-tax returns are calculated using the historical highest individual federal marginal income tax rates during the period shown and do not reflect the impact of state and local taxes. Actual after-tax returns depend on the investor's tax situation and may differ from those shown, and the after-tax returns are not relevant to investors who hold their Portfolio shares through tax deferred arrangements such as 401(k) plans or individual retirement accounts. After-tax returns may be higher than before-tax returns due to an assumed benefit from capital losses that would have been realized had Portfolio shares been sold at the end of the relevant periods.

Manager: Saratoga Capital Management, LLC (the "Manager") serves as the Portfolio's Manager.

Adviser: Zacks Investment Management, Inc. ("Zacks" or the "Adviser") has served as the Portfolio's Adviser since August 2015. Mitchel Zacks has primary responsibility for the day-to-day management of the Portfolio. Mr. Zacks, who joined the Adviser in 1996, is a Managing Director and Portfolio Manager. Mr. Zacks has written two books on quantitative investment strategies.

Purchase and Sale of Portfolio Shares: There is generally a \$250 minimum initial investment for the Portfolio and generally there is a \$10,000 minimum initial investment in the Trust. The minimum subsequent investment in the Trust is \$100. There is no minimum subsequent investment for the Portfolio. There is no minimum initial investment and no minimum subsequent investment for employee benefit plans, mutual fund platform programs, supermarket programs, associations and individual retirement accounts. You may purchase and redeem shares of the Portfolio on any day that the New York Stock Exchange ("NYSE") is open. Redemption requests may be made in writing, by telephone, or through a financial intermediary and will be paid by check or wire transfer.

Tax Information: Dividends and capital gain distributions you receive from the Portfolio, whether you reinvest your distributions in additional Portfolio shares or receive them in cash, are taxable to you at either ordinary income or capital gain tax rates unless you are investing through a tax-free plan, in which case your distributions generally will be taxed when withdrawn from the tax deferred account.

Payments to Broker-Dealers and Other Financial Intermediaries: If you purchase Portfolio shares through a broker-dealer or other financial intermediary (such as a bank), the Manager and/or the Portfolio's distributor may pay the intermediary for the sale of Portfolio shares and related services. These payments may create a conflict of interest by influencing the broker-dealer or other intermediary and your salesperson to recommend the Portfolio over another investment. Ask your salesperson or visit your financial intermediary's website for more information.

PORTFOLIO SUMMARY: INTERNATIONAL EQUITY PORTFOLIO

Investment Objective: The International Equity Portfolio seeks long-term capital appreciation.

Fees and Expenses of the Portfolio: This table describes the fees and expenses that you may pay if you buy, hold and sell shares of the Portfolio. You may be subject to other fees not reflected in the table, such as brokerage commission and fees to financial intermediaries. In addition, Appendix A attached to this Prospectus contains information regarding financial intermediary-specific sales charge waivers and discounts.

	International Equity Portfolio
Shareholder Fees (fees paid directly from your investment)	
Maximum Sales Charge (Load) Imposed on Purchases of Shares (as a % of offering price)	NONE
Maximum Sales Charge (Load) Imposed on Reinvested Dividends (as a % of offering price)	NONE
Maximum Contingent Deferred Sales Charge (Load) (as a % of offering price)	1.00%
Redemption Fee	NONE
Exchange Fee	NONE
Annual Portfolio Operating Expenses (expenses that you pay each year as a percentage of the value of your investment)	
Management Fees	0.75%
Distribution and/or Service (12b-1) Fees	1.00%
Other Expenses	1.41%
Total Annual Portfolio Operating Expenses	3.16%

Example: This example is intended to help you compare the cost of investing in the Portfolio with the cost of investing in other mutual funds. The example assumes that you invest \$10,000 in the Portfolio for the time periods indicated. The example also assumes that your investment has a 5% return each year, and the Portfolio's operating expenses remain the same. Although your actual costs may be higher or lower, based on these assumptions your costs, if you held or sold your shares, at the end of each period would be:

IF YOU SOLD YOUR SHARES

1 Year	3 Years	5 Years	10 Years
\$419	\$974	\$1,654	\$3,467

IF YOU HELD YOUR SHARES

1 Year	3 Years	5 Years	10 Years
\$319	\$974	\$1,654	\$3,467

Portfolio Turnover: The Portfolio pays transaction costs, such as commissions, when it buys and sells securities (or "turns over" its portfolio). A higher portfolio turnover may indicate higher transaction costs, which must be borne by the Portfolio and its shareholders and may result in higher taxes when Portfolio shares are held in a taxable account. These costs, which are not reflected in annual fund operating expenses or in the Example, affect the Portfolio's performance. During the most recent fiscal year, the Portfolio's portfolio turnover rate was 59% of the average value of its portfolio.

Principal Investment Strategies: The Portfolio will normally invest at least 80% of its total assets in the equity securities of companies located outside of the United States. Equity securities consist of common stock and other securities such as depositary receipts. Under normal market conditions, at least 65% of the Portfolio's assets will be invested in securities of issuers located in at least three foreign countries (generally in excess of three), which may include countries with developing and emerging economies. The Adviser employs quantitative and qualitative analysis to identify high quality, reasonably valued stocks it believes have the ability to accelerate earnings growth and exceed investor expectations.

The Adviser utilizes a three-step process in stock selection. First, the Adviser reviews a series of screens utilizing the Adviser's investment models, which are based on fundamental characteristics, designed to eliminate companies that the Adviser's research shows have a high probability of underperformance. Factors considered when reviewing the screens include a multi-factor valuation framework, earnings quality, capital structure and financial quality. Next, securities that pass the initial screens are then evaluated to try to identify stocks with the highest probability of producing an earnings growth rate that exceeds investor expectations. This process incorporates changes in earnings expectations and earnings quality analysis. Finally, these steps produce a list of eligible companies which are subjected to analysis by the Adviser to further understand each company's business prospects and earnings potential. A stock is sold when it no longer meets the Adviser's criteria.

Under adverse market conditions, the Portfolio may also make temporary investments in investment grade debt securities. Such investment strategies could result in the Portfolio not achieving its investment objective.

Principal Investment Risks: There is no assurance that the Portfolio will achieve its investment objective. The Portfolio share price will fluctuate with changes in the market value of its portfolio securities. When you sell your Portfolio shares, they may be worth less than what you paid for them and, accordingly, you can lose money investing in this Portfolio. Shares of the Portfolio are not bank deposits and are not guaranteed or insured by the Federal Deposit Insurance Corporation or any other government agency.

Investment and Market Risk. An investment in the Portfolio's common shares is subject to investment risk, including the possible loss of the entire principal amount invested. An investment in the Portfolio's common shares represents an indirect investment in the securities owned by the Portfolio, which are generally traded on a securities exchange or in the OTC markets. The value of these securities, like other market investments, may move up or down, sometimes rapidly and unpredictably due to changes in general market conditions, economic trends or events that are not specifically related to the issuer of the security or other asset, or factors that affect a particular issuer or issuers, exchange, country, group of countries, region, market, industry, group of industries, sector or asset class. Social, political, economic and other conditions and events (such as recessions, inflation, rapid interest rate changes, supply chain disruptions, war, natural disasters, epidemics and pandemics, terrorism, conflicts and social unrest) will occur that have significant impacts on issuers, industries, governments and other systems, including the financial markets. As global systems, economies and financial markets are increasingly interconnected, events that once had only local impact are now more likely to have regional or even global effects. Events that occur in one country, region or financial market will, more frequently, adversely impact issuers in other countries, regions or markets. These impacts can be exacerbated by failures of governments and societies to adequately respond to an emerging event or threat. Investors will be negatively impacted if the value of their portfolio holdings decreases as a result of such events, if these events adversely impact the operations and effectiveness of the Manager or Adviser, as applicable, or key service providers or if these events disrupt systems and processes necessary or beneficial to the management of accounts. These events may negatively impact broad segments of businesses and populations and have a significant and rapid negative impact on the performance of the Portfolio's investments, increase the Portfolio's volatility and exacerbate pre-existing risks to the Portfolio. The Portfolio's common shares at any point in time may be worth less than the original investment, even after taking into account any reinvestment of dividends and distributions.

Common Stock Risk. In general, stock values fluctuate in response to activities specific to the company as well as general market, economic and political conditions. Stock prices can fluctuate widely in response to these factors. Common stockholders are subordinate to debt or preferred stockholders in a company's capital structure in terms of priority to corporate income and liquidation payments and, therefore, will be subject to greater credit risk than preferred stock or debt instruments.

Foreign Securities Risk. The Portfolio's investments in foreign securities (including depositary receipts) involve risks in addition to the risks associated with domestic securities. One additional risk is currency risk. While the price of Portfolio shares is quoted in U.S. dollars, the Portfolio generally converts U.S. dollars to a foreign market's local currency to purchase a security in that market. If the value of that local currency falls relative to the U.S. dollar, the U.S. dollar value of the foreign security will decrease. This is true even if the foreign security's local price remains unchanged.

Foreign securities also have risks related to economic and political developments abroad, including expropriations, confiscatory taxation, exchange control regulation, limitations on the use or transfer of Portfolio assets and any effects of foreign social, economic or political instability. In particular, adverse political or economic developments in a geographic region or a particular country in which the Portfolio invests could cause a substantial decline in the value of its portfolio securities. Certain foreign markets may rely heavily on particular industries or foreign capital and are more vulnerable to diplomatic developments, the imposition of economic sanctions against a particular country or countries, organizations, entities and/or individuals, changes in international trading patterns, trade barriers and other protectionist or retaliatory measures. Economic sanctions could, among other things, effectively restrict or eliminate the Portfolio's ability to purchase or sell securities or groups of securities for a substantial period of time. The severity of sanctions and related measures, such as retaliatory actions, vary in scope and are unpredictable. The imposition of sanctions could cause a decline in the value and/or liquidity of securities issued by the sanctioned country or companies located in or economically tied to the sanctioned country, significantly delay or prevent the settlement of securities transactions, and significantly impact the Portfolio's liquidity and performance. International trade barriers or economic sanctions against foreign countries, organizations, entities and/or individuals, may adversely affect the Portfolio's foreign holdings or exposures. Investments in foreign markets may also be adversely affected by governmental actions such as the imposition of capital controls, nationalization of companies or industries, expropriation of assets, or the imposition of punitive taxes. Governmental actions can have a significant effect on the economic conditions in foreign countries, which also may adversely affect the value and

liquidity of the Portfolio's investments. For example, the governments of certain countries may prohibit or impose substantial restrictions on foreign investing in their capital markets or in certain sectors or industries. In addition, a foreign government may limit or cause delay in the convertibility or repatriation of its currency which would adversely affect the U.S. dollar value and/or liquidity of investments denominated in that currency. Any of these actions could severely affect security prices, impair the Portfolio's ability to purchase or sell foreign securities or transfer the Portfolio's assets back into the U.S., or otherwise adversely affect the Portfolio's operations.

Certain foreign investments may become less liquid in response to market developments or adverse investor perceptions, or become illiquid after purchase by the Portfolio, particularly during periods of market turmoil. Certain foreign investments may become illiquid when, for instance, there are few, if any, interested buyers and sellers or when dealers are unwilling to make a market for certain securities. When the Portfolio holds illiquid investments, its portfolio may be harder to value, especially in changing markets. Foreign companies, in general, are not subject to the regulatory requirements of U.S. companies and may have less stringent investor protections and disclosure standards and, as such, there may be less publicly available information about these companies. Moreover, foreign accounting, auditing and financial reporting standards generally are different from those applicable to U.S. companies. In addition, in the event of a default of any foreign debt obligations, it may be more difficult for the Portfolio to obtain or enforce a judgment against the issuers of the securities.

Furthermore, foreign exchanges and broker-dealers are generally subject to less government and exchange scrutiny and regulation than their U.S. counterparts. Finally, differences in clearance and settlement procedures in foreign markets may cause delays in settlements of the Portfolio's trades effected in those markets.

Depository receipts involve substantially identical risks associated with direct investments in foreign securities. Issuers of the foreign security represented by a depository receipt, particularly unsponsored or unregistered depository receipts, may not be obligated to disclose material information in the U.S. or to pass through to holders of such receipts voting rights with respect to the deposited securities.

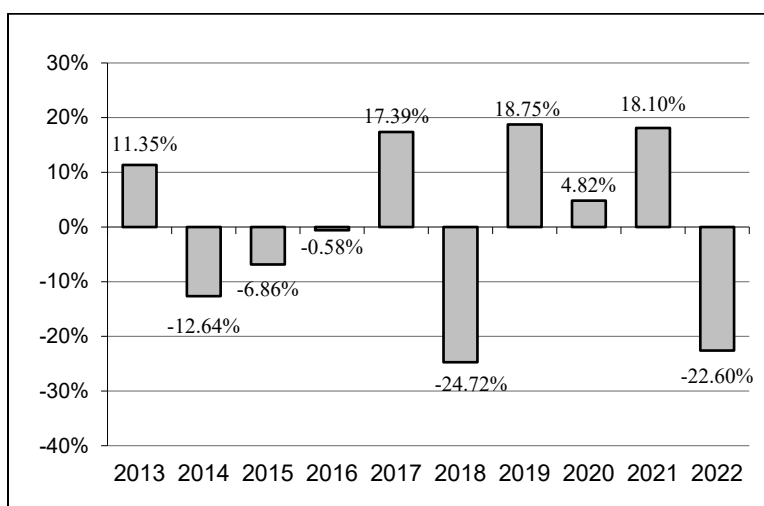
Compared to the U.S. and other developed countries, developing or emerging countries may have relatively unstable governments, economies based on only a few industries and securities markets that trade a small number of securities. Prices of these securities tend to be especially volatile and, in the past, securities in these countries have been characterized by greater potential loss (as well as gain) than securities of companies located in developed countries.

Issuer-Specific Risk. The price of an individual security or particular type of security can be more volatile than the market as a whole and can fluctuate differently than the market as a whole. An individual issuer's securities can rise or fall dramatically with little or no warning based upon such things as a better (or worse) than expected earnings report, news about the development of a promising product, or the loss of key management personnel. There is also a risk that the price of a security may never reach the level that the Adviser believes is representative of its full value or that it may even go down in price.

Adviser Risk. The performance of the Portfolio also will depend on whether the Adviser is successful in pursuing the Portfolio's investment strategy.

Performance: The bar chart and table that follow provide some indication of the risks of investing in the Portfolio by showing changes in the performance of the Portfolio's Class C shares from year-to-year and by showing how the average annual returns for the past 1, 5 and 10 years of the Portfolio compare with those of a broad measure of market performance, as well as an index of funds with similar investment objectives. The returns in the bar chart do not reflect the deduction of sales charges. If these amounts were reflected, returns would be less than shown. The Portfolio's past performance (before and after taxes) is not necessarily an indication of how the Portfolio will perform in the future. The returns in the table assume you sold your shares at the end of each period and you were charged a contingent deferred sales charge. Of course, if you did not sell your shares at the end of the period, your return would be higher. You may obtain the Portfolio's updated performance information by calling toll free 1-800-807-FUND or visiting www.saratogacap.com.

ANNUAL TOTAL RETURNS – CALENDAR YEARS



During the periods shown in the bar chart, the highest return for a calendar quarter was 18.48% (quarter ended December 31, 2020) and the lowest return for a calendar quarter was -27.21% (quarter ended March 31, 2020). For the period January 1, 2023 through September 30, 2023, the return for the Portfolio’s Class C shares was 6.57%.

AVERAGE ANNUAL TOTAL RETURNS (FOR THE PERIODS ENDED DECEMBER 31, 2022)

	1 Year	5 Years	10 Years
International Equity Portfolio ⁽¹⁾			
Return Before Taxes	-23.60%	-3.05%	-0.99%
Return After Taxes on Distributions	-23.60%	-3.08%	-1.03%
Return After Taxes on Distributions and Sale of Portfolio Shares	-13.97%	-2.30%	-0.74%
Indices: (Reflects no deduction for fees, expenses or taxes)			
MSCI ACWI EX-USA Index	-16.00%	0.88%	3.80%
Morningstar Foreign Large Blend Average	-15.84%	1.15%	4.26%

(1) The returns for all periods indicated reflect the imposition of a contingent deferred sales charge assessed on Class C Shares which is only applicable to redemptions made within one year after purchase as described under “Shareholder Information - Contingent Deferred Sales Charge.”

The table above shows after-tax returns. After-tax returns are calculated using the historical highest individual federal marginal income tax rates during the period shown and do not reflect the impact of state and local taxes.

Actual after-tax returns depend on the investor’s tax situation and may differ from those shown, and the after-tax returns are not relevant to investors who hold their Portfolio shares through tax deferred arrangements such as 401(k) plans or individual retirement accounts. After-tax returns may be higher than before-tax returns due to an assumed benefit from capital losses that would have been realized had Portfolio shares been sold at the end of the relevant periods.

Manager: Saratoga Capital Management, LLC (the “Manager”) serves as the Portfolio’s Manager.

Adviser: Smith Group Asset Management, LLC (“SGAM” or the “Adviser”) or its predecessor has served as the Adviser to the Portfolio since February 20, 2018. Stephanie Jones, CPA, Director of Non-US Equities and Portfolio Manager of the Adviser, Stephen S. Smith, CFA, Chief Executive Officer and Chairman of the Investment Committee of the Adviser and John D. Brim, CFA, President and Chief Investment Officer of the Adviser, are co-portfolio managers responsible for the day-to-day management of the Portfolio. Ms. Jones joined the Adviser in February 2010 and prior to that she was an Equity Analyst for Cimarron Asset Management, LLC. Prior to founding the Adviser in 1995, Mr. Smith held a number of senior investment positions at Bank of America. Mr. Brim joined the Adviser in March 1998, and prior to that he was a manager within the institutional investment consulting group of Deloitte & Touche, LLP.

Purchase and Sale of Portfolio Shares: There is generally a \$250 minimum initial investment for the Portfolio and generally there is a \$10,000 minimum initial investment in the Trust. The minimum subsequent investment in the Trust is \$100. There is no minimum subsequent investment for the Portfolio. There is no minimum initial investment and no minimum subsequent investment for employee benefit plans, mutual fund platform programs, supermarket programs, associations and individual retirement accounts. You may purchase and redeem shares of the Portfolio on any day that the New York Stock Exchange (“NYSE”) is open. Redemption requests may be made in writing, by telephone, or through a financial intermediary and will be paid by check or wire transfer.

Tax Information: Dividends and capital gain distributions you receive from the Portfolio, whether you reinvest your distributions in additional Portfolio shares or receive them in cash, are taxable to you at either ordinary income or capital gain tax rates unless you are investing through a tax-free plan, in which case your distributions generally will be taxed when withdrawn from the tax deferred account.

Payments to Broker-Dealers and Other Financial Intermediaries: If you purchase Portfolio shares through a broker-dealer or other financial intermediary (such as a bank), the Manager and/or the Portfolio's distributor may pay the intermediary for the sale of Portfolio shares and related services. These payments may create a conflict of interest by influencing the broker-dealer or other intermediary and your salesperson to recommend the Portfolio over another investment. Ask your salesperson or visit your financial intermediary's website for more information.

PORTFOLIO SUMMARY: HEALTH & BIOTECHNOLOGY PORTFOLIO

Investment Objective: The Health & Biotechnology Portfolio seeks long-term capital growth.

Fees and Expenses of the Portfolio: This table describes the fees and expenses that you may pay if you buy, hold and sell shares of the Portfolio. You may be subject to other fees not reflected in the table, such as brokerage commission and fees to financial intermediaries. In addition, Appendix A attached to this Prospectus contains information regarding financial intermediary-specific sales charge waivers and discounts.

Health & Biotechnology Portfolio

Shareholder Fees (fees paid directly from your investment)	
Maximum Sales Charge (Load) Imposed on Purchases of Shares (as a % of offering price)	NONE
Maximum Sales Charge (Load) Imposed on Reinvested Dividends (as a % of offering price)	NONE
Maximum Contingent Deferred Sales Charge (Load) (as a % of offering price)	1.00%
Redemption Fee	NONE
Exchange Fee	NONE
Annual Portfolio Operating Expenses (expenses that you pay each year as a percentage of the value of your investment)	
Management Fees	1.25%
Distribution and/or Service (12b-1) Fees	1.00%
Other Expenses	1.10%
Total Annual Portfolio Operating Expenses	3.35%

Example: This example is intended to help you compare the cost of investing in the Portfolio with the cost of investing in other mutual funds. The example assumes that you invest \$10,000 in the Portfolio for the time periods indicated. The example also assumes that your investment has a 5% return each year, and the Portfolio's operating expenses remain the same. Although your actual costs may be higher or lower, based on these assumptions your costs, if you held or sold your shares, at the end of each period would be:

IF YOU SOLD YOUR SHARES

1 Year	3 Years	5 Years	10 Years
\$438	\$1,030	\$1,745	\$3,640

IF YOU HELD YOUR SHARES

1 Year	3 Years	5 Years	10 Years
\$338	\$1,030	\$1,745	\$3,640

Portfolio Turnover: The Portfolio pays transaction costs, such as commissions, when it buys and sells securities (or "turns over" its portfolio). A higher portfolio turnover may indicate higher transaction costs, which must be borne by the Portfolio and its shareholders and may result in higher taxes when Portfolio shares are held in a taxable account. These costs, which are not reflected in annual fund operating expenses or in the Example, affect the Portfolio's performance. During the most recent fiscal year, the Portfolio's portfolio turnover rate was 58% of the average value of its portfolio.

Principal Investment Strategies: The Portfolio will normally invest at least 80% of its total assets in equity securities of U.S. and foreign healthcare companies and biotechnology companies, regardless of their stock market value (or "market capitalization"). Equity securities include common stocks, preferred stocks, securities convertible into common stocks and warrants. The Adviser utilizes a top-down investment approach focused on long-term economic trends. The Adviser begins with the overall outlook for the economy, then seeks to identify specific industries with attractive characteristics and long-term growth potential. Ultimately, the Adviser seeks to identify high-quality companies within the selected industries and to acquire them at attractive prices. The Adviser's stock selection process is based on an analysis of individual companies' fundamental values, such as earnings growth potential and the quality of corporate management.

Companies described as Health Care Equipment and Supplies, Health Care Provider Services, Pharmaceutical or Biotechnology Companies under the North American Industry Classification System are considered healthcare or biotechnology companies for purposes of investment by the Portfolio.

These companies are principally engaged in: the design, manufacture or sale of products or services used for or in connection with health, medical, or personal care such as medical, dental and optical supplies or equipment; research and development of pharmaceutical products and services; the operation of healthcare facilities such as hospitals, clinical test laboratories and convalescent and mental healthcare facilities; and the design, manufacture, or sale of healthcare-related products and services, research, development, manufacture or distribution of products and services relating to human health care, pharmaceuticals, agricultural and veterinary applications and the environment; and manufacturing and/or distributing biotechnological and biomedical products, devices or instruments or provide materials, products or services to the foregoing companies.

Factors considered include growth potential, earnings, valuation, competitive advantages and management. When market or financial conditions warrant, the Portfolio may also make temporary investments in investment grade debt securities. Such investment strategies could result in the Portfolio not achieving its investment objective.

Principal Investment Risks: There is no assurance that the Portfolio will achieve its investment objective. The Portfolio share price will fluctuate with changes in the market value of its portfolio securities. When you sell your Portfolio shares, they may be worth less than what you paid for them and, accordingly, you can lose money investing in this Portfolio. Shares of the Portfolio are not bank deposits and are not guaranteed or insured by the Federal Deposit Insurance Corporation or any other government agency.

Investment and Market Risk. An investment in the Portfolio's common shares is subject to investment risk, including the possible loss of the entire principal amount invested. An investment in the Portfolio's common shares represents an indirect investment in the securities owned by the Portfolio, which are generally traded on a securities exchange or in the OTC markets. The value of these securities, like other market investments, may move up or down, sometimes rapidly and unpredictably due to changes in general market conditions, economic trends or events that are not specifically related to the issuer of the security or other asset, or factors that affect a particular issuer or issuers, exchange, country, group of countries, region, market, industry, group of industries, sector or asset class. Social, political, economic and other conditions and events (such as recessions, inflation, rapid interest rate changes, supply chain disruptions, war, natural disasters, epidemics and pandemics, terrorism, conflicts and social unrest) will occur that have significant impacts on issuers, industries, governments and other systems, including the financial markets. As global systems, economies and financial markets are increasingly interconnected, events that once had only local impact are now more likely to have regional or even global effects. Events that occur in one country, region or financial market will, more frequently, adversely impact issuers in other countries, regions or markets. These impacts can be exacerbated by failures of governments and societies to adequately respond to an emerging event or threat. Investors will be negatively impacted if the value of their portfolio holdings decreases as a result of such events, if these events adversely impact the operations and effectiveness of the Manager or Adviser, as applicable, or key service providers or if these events disrupt systems and processes necessary or beneficial to the management of accounts. These events may negatively impact broad segments of businesses and populations and have a significant and rapid negative impact on the performance of the Portfolio's investments, increase the Portfolio's volatility and exacerbate pre-existing risks to the Portfolio. The Portfolio's common shares at any point in time may be worth less than the original investment, even after taking into account any reinvestment of dividends and distributions.

Common Stock Risk. In general, stock values fluctuate in response to activities specific to the company as well as general market, economic and political conditions. Stock prices can fluctuate widely in response to these factors. Common stockholders are subordinate to debt or preferred stockholders in a company's capital structure in terms of priority to corporate income and liquidation payments and, therefore, will be subject to greater credit risk than preferred stock or debt instruments.

Health & Biotechnology Sector Concentration Risk. Because of its specific focus, the Portfolio's performance is closely tied to and affected by events occurring in the healthcare and biotechnology industries. Companies in the same industry often face similar obstacles, issues and regulatory burdens. As a result, the securities owned by the Portfolio may react similarly to, and move in unison with, one another. Healthcare companies are subject to government regulation and approval of their products and services, which can have a significant effect on their market price. Furthermore, the types of products or services produced or provided by these companies may quickly become obsolete. Moreover, liability for products that are later alleged to be harmful or unsafe may be substantial, and may have a significant impact on a healthcare company's market value and/or share price. Biotechnology companies are affected by patent considerations, intense competition, rapid technology change and obsolescence and regulatory requirements of various federal and state agencies. In addition, many of these companies are relatively small and have thinly-traded securities, may not yet offer products or offer a single product and may have persistent losses during a new product's transition from development to production or erratic revenue patterns. Moreover, stock prices of biotechnology companies are very volatile, particularly when their products are up for regulatory

approval and/or under regulatory scrutiny. Consequently, the Portfolio's performance may sometimes be significantly better or worse than that of other types of funds.

Foreign Securities Risk. The Portfolio's investments in foreign securities (including depositary receipts) involve risks in addition to the risks associated with domestic securities. One additional risk is currency risk. While the price of Portfolio shares is quoted in U.S. dollars, the Portfolio generally converts U.S. dollars to a foreign market's local currency to purchase a security in that market. If the value of that local currency falls relative to the U.S. dollar, the U.S. dollar value of the foreign security will decrease. This is true even if the foreign security's local price remains unchanged. Foreign securities also have risks related to economic and political developments abroad, including expropriations, confiscatory taxation, exchange control regulation, limitations on the use or transfer of Portfolio assets and any effects of foreign social, economic or political instability. In particular, adverse political or economic developments in a geographic region or a particular country in which the Portfolio invests could cause a substantial decline in the value of its portfolio securities. Certain foreign markets may rely heavily on particular industries or foreign capital and are more vulnerable to diplomatic developments, the imposition of economic sanctions against a particular country or countries, organizations, entities and/or individuals, changes in international trading patterns, trade barriers and other protectionist or retaliatory measures. Economic sanctions could, among other things, effectively restrict or eliminate the Portfolio's ability to purchase or sell securities or groups of securities for a substantial period of time. The severity of sanctions and related measures, such as retaliatory actions, vary in scope and are unpredictable. The imposition of sanctions could cause a decline in the value and/or liquidity of securities issued by the sanctioned country or companies located in or economically tied to the sanctioned country, significantly delay or prevent the settlement of securities transactions, and significantly impact the Portfolio's liquidity and performance. International trade barriers or economic sanctions against foreign countries, organizations, entities and/or individuals, may adversely affect the Portfolio's foreign holdings or exposures. Investments in foreign markets may also be adversely affected by governmental actions such as the imposition of capital controls, nationalization of companies or industries, expropriation of assets, or the imposition of punitive taxes. Governmental actions can have a significant effect on the economic conditions in foreign countries, which also may adversely affect the value and liquidity of the Portfolio's investments. For example, the governments of certain countries may prohibit or impose substantial restrictions on foreign investing in their capital markets or in certain sectors or industries. In addition, a foreign government may limit or cause delay in the convertibility or repatriation of its currency which would adversely affect the U.S. dollar value and/or liquidity of investments denominated in that currency. Any of these actions could severely affect security prices, impair the Portfolio's ability to purchase or sell foreign securities or transfer the Portfolio's assets back into the U.S., or otherwise adversely affect the Portfolio's operations.

Certain foreign investments may become less liquid in response to market developments or adverse investor perceptions, or become illiquid after purchase by the Portfolio, particularly during periods of market turmoil. Certain foreign investments may become illiquid when, for instance, there are few, if any, interested buyers and sellers or when dealers are unwilling to make a market for certain securities. When the Portfolio holds illiquid investments, its portfolio may be harder to value, especially in changing markets. Foreign companies, in general, are not subject to the regulatory requirements of U.S. companies and may have less stringent investor protections and disclosure standards and, as such, there may be less publicly available information about these companies. Moreover, foreign accounting, auditing and financial reporting standards generally are different from those applicable to U.S. companies. In addition, in the event of a default of any foreign debt obligations, it may be more difficult for the Portfolio to obtain or enforce a judgment against the issuers of the securities. Furthermore, foreign exchanges and broker-dealers are generally subject to less government and exchange scrutiny and regulation than their U.S. counterparts. Finally, differences in clearance and settlement procedures in foreign markets may cause delays in settlements of the Portfolio's trades effected in those markets.

Depositary receipts involve substantially identical risks associated with direct investments in foreign securities. Issuers of the foreign security represented by a depositary receipt, particularly unsponsored or unregistered depositary receipts, may not be obligated to disclose material information in the U.S. or to pass through to holders of such receipts voting rights with respect to the deposited securities.

Compared to the U.S. and other developed countries, developing or emerging countries may have relatively unstable governments, economies based on only a few industries and securities markets that trade a small number of securities. Prices of these securities tend to be especially volatile and, in the past, securities in these countries have been characterized by greater potential loss (as well as gain) than securities of companies located in developed countries.

Small and Medium Capitalization Companies Risk. The Portfolio may also invest in small and medium capitalization companies. Investing in small and medium capitalization companies may involve more risk than is usually associated with investing in larger, more established companies. There is typically less publicly available information concerning small and medium capitalization companies than for larger, more established companies. Some small and medium capitalization

companies have limited product lines, distribution channels and financial and managerial resources and tend to concentrate on fewer geographical markets than do larger companies. Also, because small and medium capitalization companies normally have fewer shares outstanding than larger companies and trade less frequently, it may be more difficult for the Portfolio to buy and sell significant amounts of shares without an unfavorable impact on prevailing market prices.

Preferred Stock Risk. Preferred stocks involve credit risk and certain other risks. Certain preferred stocks contain provisions that allow an issuer under certain conditions to skip distributions (in the case of “non-cumulative” preferred stocks) or defer distributions (in the case of “cumulative” preferred stocks). If the Portfolio owns a preferred stock on which distributions are deferred, the Portfolio may nevertheless be required to report income for tax purposes while it is not receiving distributions on that security. Preferred stocks are subordinated to bonds and other debt instruments in a company’s capital structure in terms of priority to corporate income and liquidation payments, and therefore will be subject to greater credit risk than those debt instruments.

Convertible Securities Risk. The Portfolio’s investments in convertible securities subject the Portfolio to the risks associated with both fixed-income securities and common stocks. To the extent that a convertible security’s investment value is greater than its conversion value, its price will be likely to increase when interest rates fall and decrease when interest rates rise, as with a fixed-income security. If the conversion value exceeds the investment value, the price of the convertible security will tend to fluctuate directly with the price of the underlying equity security.

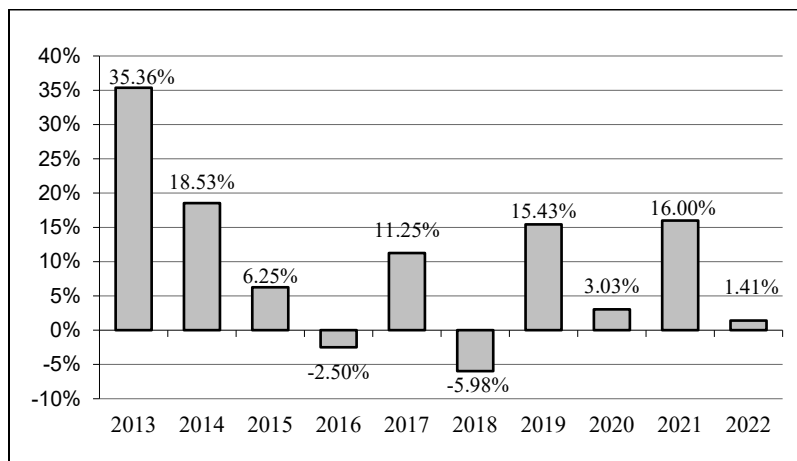
Warrants Risk. The holder of a warrant has the right to purchase a given number of shares of a particular issuer at a specified price until expiration of the warrant. Such investments can provide a greater potential for profit or loss than an equivalent investment in the underlying security. Prices of warrants do not necessarily move in tandem with the prices of the underlying securities, and are speculative investments. Warrants pay no dividends and confer no rights other than a purchase option. If a warrant is not exercised by the date of its expiration, the Portfolio will lose its entire investment in such warrant.

Issuer-Specific Risk. The price of an individual security or particular type of security can be more volatile than the market as a whole and can fluctuate differently than the market as a whole. An individual issuer’s securities can rise or fall dramatically with little or no warning based upon such things as a better (or worse) than expected earnings report, news about the development of a promising product, or the loss of key management personnel. There is also a risk that the price of a security may never reach the level that the Adviser believes is representative of its full value or that it may even go down in price.

Adviser Risk. The performance of the Portfolio also will depend on whether the Adviser is successful in pursuing the Portfolio’s investment strategy.

Performance: The bar chart and table that follow provide some indication of the risks of investing in the Portfolio by showing changes in the performance of the Portfolio’s Class C shares from year-to-year and by showing how the average annual returns for the past 1, 5 and 10 years of the Portfolio compare with those of a broad measure of market performance, as well as with a healthcare index. The returns in the bar chart do not reflect the deduction of sales charges. If these amounts were reflected, returns would be less than shown. The Portfolio’s past performance (before and after taxes) is not necessarily an indication of how the Portfolio will perform in the future. The returns in the table assume you sold your shares at the end of each period and you were charged a contingent deferred sales charge. Of course, if you did not sell your shares at the end of the period, your return would be higher. You may obtain the Portfolio’s updated performance information by calling toll free 1-800-807-FUND or visiting www.saratogacap.com.

ANNUAL TOTAL RETURNS – CALENDAR YEARS



During the periods shown in the bar chart, the highest return for a calendar quarter was 14.74% (quarter ended December 31, 2022) and the lowest return for a calendar quarter was -13.26% (quarter ended December 31, 2018). For the period January 1, 2023 through September 30, 2023, the return for the Portfolio's Class C shares was -6.45%.

AVERAGE ANNUAL TOTAL RETURNS (FOR THE PERIODS ENDED DECEMBER 31, 2022)

	1 Year	5 Years	10 Years
Health & Biotechnology Portfolio ⁽¹⁾			
Return Before Taxes	0.41%	5.64%	9.30%
Return After Taxes on Distributions	-1.57%	2.80%	6.35%
Return After Taxes on Distributions and Sale of Portfolio Shares	1.69%	4.03%	7.08%
Indices: (Reflects no deduction for fees, expenses or taxes)			
S&P 500 [®] Total Return Index	-18.11%	9.42%	12.56%
S&P 500 [®] Healthcare Index	-1.95%	12.53%	15.05%

(1) The returns for all periods indicated reflect the imposition of a contingent deferred sales charge assessed on Class C shares which is only applicable to redemptions made within one year after purchase as described under "Shareholder Information - Contingent Deferred Sales Charge."

The table above shows after-tax returns. After-tax returns are calculated using the historical highest individual federal marginal income tax rates during the period shown and do not reflect the impact of state and local taxes.

Actual after-tax returns depend on the investor's tax situation and may differ from those shown, and the after-tax returns are not relevant to investors who hold their Portfolio shares through tax deferred arrangements such as 401(k) plans or individual retirement accounts. After-tax returns may be higher than before-tax returns due to an assumed benefit from capital losses that would have been realized had Portfolio shares been sold at the end of the relevant periods.

Manager: Saratoga Capital Management, LLC (the "Manager") serves as the Portfolio's Manager.

Adviser: Oak Associates, *ltd.* ("Oak Associates" or the "Adviser") has served as the Adviser to the Portfolio since July 2005. Robert D. Stimpson, CFA, Portfolio Manager, is responsible for the day-to-day management of the Portfolio, Mr. Stimpson is Co-Chief Investment Officer and a Portfolio Manager at Oak Associates, which he joined in 2001. Mr. Stimpson has served the Portfolio as Portfolio Manager since January 2019.

Purchase and Sale of Portfolio Shares: There is generally a \$250 minimum initial investment for the Portfolio and generally there is a \$10,000 minimum initial investment in the Trust. The minimum subsequent investment in the Trust is \$100. There is no minimum subsequent investment for the Portfolio. There is no minimum initial investment and no minimum subsequent investment for employee benefit plans, mutual fund platform programs, supermarket programs, associations and individual retirement accounts. You may purchase and redeem shares of the Portfolio on any day that the New York Stock Exchange ("NYSE") is open. Redemption requests may be made in writing, by telephone, or through a financial intermediary and will be paid by check or wire transfer.

Tax Information: Dividends and capital gain distributions you receive from the Portfolio, whether you reinvest your distributions in additional Portfolio shares or receive them in cash, are taxable to you at either ordinary income or capital gain tax rates unless you are investing through a tax-free plan, in which case your distributions generally will be taxed when withdrawn from the tax deferred account.

Payments to Broker-Dealers and other Financial Intermediaries: If you purchase Portfolio shares through a broker-dealer or other financial intermediary (such as a bank), the Manager and/or the Portfolio's distributor may pay the intermediary for the sale of Portfolio shares and related services. These payments may create a conflict of interest by influencing the broker-dealer or other intermediary and your salesperson to recommend the Portfolio over another investment. Ask your salesperson or visit your financial intermediary's website for more information.

PORTFOLIO SUMMARY: TECHNOLOGY & COMMUNICATIONS PORTFOLIO

Investment Objective: The Technology & Communications Portfolio seeks long-term growth of capital.

Fees and Expenses of the Portfolio: This table describes the fees and expenses that you may pay if you buy, hold and sell shares of the Portfolio. You may be subject to other fees not reflected in the table, such as brokerage commission and fees to financial intermediaries. In addition, Appendix A attached to this Prospectus contains information regarding financial intermediary-specific sales charge waivers and discounts.

	Technology & Communications Portfolio
Shareholder Fees (fees paid directly from your investment)	
Maximum Sales Charge (Load) Imposed on Purchases of Shares (as a % of offering price)	NONE
Maximum Sales Charge (Load) Imposed on Reinvested Dividends (as a % of offering price)	NONE
Maximum Contingent Deferred Sales Charge (as a % of offering price)	1.00%
Redemption Fee	NONE
Exchange Fee	NONE
Annual Portfolio Operating Expenses (expenses that you pay each year as a percentage of the value of your investment)	
Management Fees	1.25%
Distribution and/or Service (12b-1) Fees	1.00%
Other Expenses	1.13%
Total Annual Portfolio Operating Expenses	3.38%

Example: This example is intended to help you compare the cost of investing in the Portfolio with the cost of investing in other mutual funds. The example assumes that you invest \$10,000 in the Portfolio for the time periods indicated. The example also assumes that your investment has a 5% return each year, and the Portfolio's operating expenses remain the same. Although your actual costs may be higher or lower, based on these assumptions your costs, if you held or sold your shares, at the end of each period would be:

IF YOU SOLD YOUR SHARES

1 Year	3 Years	5 Years	10 Years
\$441	\$1,039	\$1,760	\$3,667

IF YOU HELD YOUR SHARES

1 Year	3 Years	5 Years	10 Years
\$341	\$1,039	\$1,760	\$3,667

Portfolio Turnover: The Portfolio pays transaction costs, such as commissions, when it buys and sells securities (or "turns over" its portfolio). A higher portfolio turnover may indicate higher transaction costs, which must be borne by the Portfolio and its shareholders and may result in higher taxes when Portfolio shares are held in a taxable account. These costs, which are not reflected in annual fund operating expenses or in the Example, affect the Portfolio's performance. During the most recent fiscal year, the Portfolio's portfolio turnover rate was 6% of the average value of its portfolio.

Principal Investment Strategies: The Portfolio will normally invest at least 80% of its total assets in equity securities issued by technology and communications companies, both domestic and foreign, regardless of their stock market value (or "market capitalization"). Equity securities include common stocks, preferred stocks, securities convertible into common stocks and warrants. The Portfolio may invest up to 25% of its total assets in foreign companies. The Adviser employs a top-down and bottom-up investment approach. The Adviser begins with the overall outlook for the economy, then identifies specific industries which should benefit from economic trends and the investment environment. Individual securities are then selected based on fundamental analysis, growth potential, earnings, valuation, competitive advantages and the opportunity of each issuer. Ultimately, the Adviser seeks to identify high-quality companies at attractive prices whose long-term enduring value is underappreciated.

The Portfolio defines a "technology company" as an entity in which at least 50% of the company's revenues or earnings were derived from technology activities or at least 50% of the company's assets were devoted to such activities, based upon the company's most recent fiscal year. Technology companies may include, among others, companies that are engaged in

the research, design, development or manufacturing of technology products. These companies include, among others, those in the Internet, medical, pharmaceutical, manufacturing, computer software and hardware industries.

The Portfolio defines a “communications company” as an entity in which at least 50% of the company’s revenues or earnings were derived from communications activities or at least 50% of the company’s assets were devoted to such activities, based upon the company’s most recent fiscal year.

Communications activities may include, among others, regular telephone service; communications equipment and services; electronic components and equipment; broadcasting; computer software and hardware; semiconductors; mobile communications and cellular radio/paging; electronic mail and other electronic data transmission services; networking and linkage of word and data processing systems; publishing and information systems; video text and teletext; emerging technologies combining telephone, television and/or computer systems; and Internet and network equipment and services.

When market or financial conditions warrant, the Portfolio may also make temporary investments in investment grade debt securities. Such investment strategies could result in the Portfolio not achieving its investment objective.

Principal Investment Risks: There is no assurance that the Portfolio will achieve its investment objective. The Portfolio share price will fluctuate with changes in the market value of its portfolio securities. When you sell your Portfolio shares, they may be worth less than what you paid for them and, accordingly, you can lose money investing in this Portfolio. Shares of the Portfolio are not bank deposits and are not guaranteed or insured by the Federal Deposit Insurance Corporation or any other government agency.

Investment and Market Risk. An investment in the Portfolio’s common shares is subject to investment risk, including the possible loss of the entire principal amount invested. An investment in the Portfolio’s common shares represents an indirect investment in the securities owned by the Portfolio, which are generally traded on a securities exchange or in the OTC markets. The value of these securities, like other market investments, may move up or down, sometimes rapidly and unpredictably due to changes in general market conditions, economic trends or events that are not specifically related to the issuer of the security or other asset, or factors that affect a particular issuer or issuers, exchange, country, group of countries, region, market, industry, group of industries, sector or asset class. Social, political, economic and other conditions and events (such as recessions, inflation, rapid interest rate changes, supply chain disruptions, war, natural disasters, epidemics and pandemics, terrorism, conflicts and social unrest) will occur that have significant impacts on issuers, industries, governments and other systems, including the financial markets. As global systems, economies and financial markets are increasingly interconnected, events that once had only local impact are now more likely to have regional or even global effects. Events that occur in one country, region or financial market will, more frequently, adversely impact issuers in other countries, regions or markets. These impacts can be exacerbated by failures of governments and societies to adequately respond to an emerging event or threat. Investors will be negatively impacted if the value of their portfolio holdings decreases as a result of such events, if these events adversely impact the operations and effectiveness of the Manager or Adviser, as applicable, or key service providers or if these events disrupt systems and processes necessary or beneficial to the management of accounts. These events may negatively impact broad segments of businesses and populations and have a significant and rapid negative impact on the performance of the Portfolio’s investments, increase the Portfolio’s volatility and exacerbate pre-existing risks to the Portfolio. The Portfolio’s common shares at any point in time may be worth less than the original investment, even after taking into account any reinvestment of dividends and distributions.

Common Stock Risk. In general, stock values fluctuate in response to activities specific to the company as well as general market, economic and political conditions. Stock prices can fluctuate widely in response to these factors. Common stockholders are subordinate to debt or preferred stockholders in a company’s capital structure in terms of priority to corporate income and liquidation payments and, therefore, will be subject to greater credit risk than preferred stock or debt instruments.

Technology & Communications Sector Concentration Risk. Because of its specific focus, the Portfolio’s performance is closely tied to, and affected by, events occurring in the information, communications and related technology industries. Companies in the same industry often face similar obstacles, issues and regulatory burdens. As a result, the securities owned by the Portfolio may react similarly to and move in unison with one another. Because technology continues to advance at an accelerated rate, and the number of companies and product offerings continues to expand, these companies could become increasingly sensitive to short product cycles, aggressive pricing and intense competition. Many technology companies sell stock before they have a commercially viable product, and may be acutely susceptible to problems relating to bringing their products to market. Additionally, many technology companies have very high price/earnings ratios, high price volatility and high personnel turnover due to severe labor shortages for skilled technology professionals.

Emerging Technology Sector Risk. Because of its narrow focus, the Portfolio's performance is closely tied to, and affected by, events occurring in the emerging technology and general technology industries. Companies in the same industry often face similar obstacles, issues and regulatory burdens. As a result, the securities owned by the Portfolio may react similarly to and move in unison with one another. Because technology continues to advance at an accelerated rate, and the number of companies and product offerings continues to expand, these companies could become increasingly sensitive to short product cycles, aggressive pricing and intense competition.

In some cases, there are some emerging technology companies that sell stock before they have a commercially viable product and may be acutely susceptible to problems relating to bringing their products to market. Additionally, many emerging technology companies have very high price/earnings ratios, high price volatility and high personnel turnover due to severe labor shortages for skilled emerging technology professionals.

Foreign Securities Risk. The Portfolio's investments in foreign securities (including depositary receipts) involve risks in addition to the risks associated with domestic securities. One additional risk is currency risk. While the price of Portfolio shares is quoted in U.S. dollars, the Portfolio generally converts U.S. dollars to a foreign market's local currency to purchase a security in that market. If the value of that local currency falls relative to the U.S. dollar, the U.S. dollar value of the foreign security will decrease. This is true even if the foreign security's local price remains unchanged.

Foreign securities also have risks related to economic and political developments abroad, including expropriations, confiscatory taxation, exchange control regulation, limitations on the use or transfer of Portfolio assets and any effects of foreign social, economic or political instability. In particular, adverse political or economic developments in a geographic region or a particular country in which the Portfolio invests could cause a substantial decline in the value of its portfolio securities. Certain foreign markets may rely heavily on particular industries or foreign capital and are more vulnerable to diplomatic developments, the imposition of economic sanctions against a particular country or countries, organizations, entities and/or individuals, changes in international trading patterns, trade barriers and other protectionist or retaliatory measures. Economic sanctions could, among other things, effectively restrict or eliminate the Portfolio's ability to purchase or sell securities or groups of securities for a substantial period of time. The severity of sanctions and related measures, such as retaliatory actions, vary in scope and are unpredictable. The imposition of sanctions could cause a decline in the value and/or liquidity of securities issued by the sanctioned country or companies located in or economically tied to the sanctioned country, significantly delay or prevent the settlement of securities transactions, and significantly impact the Portfolio's liquidity and performance. International trade barriers or economic sanctions against foreign countries, organizations, entities and/or individuals, may adversely affect the Portfolio's foreign holdings or exposures. Investments in foreign markets may also be adversely affected by governmental actions such as the imposition of capital controls, nationalization of companies or industries, expropriation of assets, or the imposition of punitive taxes. Governmental actions can have a significant effect on the economic conditions in foreign countries, which also may adversely affect the value and liquidity of the Portfolio's investments. For example, the governments of certain countries may prohibit or impose substantial restrictions on foreign investing in their capital markets or in certain sectors or industries. In addition, a foreign government may limit or cause delay in the convertibility or repatriation of its currency which would adversely affect the U.S. dollar value and/or liquidity of investments denominated in that currency. Any of these actions could severely affect security prices, impair the Portfolio's ability to purchase or sell foreign securities or transfer the Portfolio's assets back into the U.S., or otherwise adversely affect the Portfolio's operations.

Certain foreign investments may become less liquid in response to market developments or adverse investor perceptions, or become illiquid after purchase by the Portfolio, particularly during periods of market turmoil. Certain foreign investments may become illiquid when, for instance, there are few, if any, interested buyers and sellers or when dealers are unwilling to make a market for certain securities. When the Portfolio holds illiquid investments, its portfolio may be harder to value, especially in changing markets. Foreign companies, in general, are not subject to the regulatory requirements of U.S. companies and may have less stringent investor protections and disclosure standards and, as such, there may be less publicly available information about these companies. Moreover, foreign accounting, auditing and financial reporting standards generally are different from those applicable to U.S. companies. In addition, in the event of a default of any foreign debt obligations, it may be more difficult for the Portfolio to obtain or enforce a judgment against the issuers of the securities. Furthermore, foreign exchanges and broker-dealers are generally subject to less government and exchange scrutiny and regulation than their U.S. counterparts. Finally, differences in clearance and settlement procedures in foreign markets may cause delays in settlements of the Portfolio's trades effected in those markets.

Depositary receipts involve substantially identical risks associated with direct investments in foreign securities. Issuers of the foreign security represented by a depositary receipt, particularly unsponsored or unregistered depositary receipts, may not be obligated to disclose material information in the U.S. or to pass through to holders of such receipts voting rights with respect to the deposited securities.

Compared to the U.S. and other developed countries, developing or emerging countries may have relatively unstable governments, economies based on only a few industries and securities markets that trade a small number of securities. Prices of these securities tend to be especially volatile and, in the past, securities in these countries have been characterized by greater potential loss (as well as gain) than securities of companies located in developed countries.

Small and Medium Capitalization Companies Risk. The Portfolio may also invest in small and medium capitalization companies. Investing in small and medium capitalization companies may involve more risk than is usually associated with investing in larger, more established companies. There is typically less publicly available information concerning small and medium capitalization companies than for larger, more established companies. Some small and medium capitalization companies have limited product lines, distribution channels and financial and managerial resources and tend to concentrate on fewer geographical markets than do larger companies. Also, because small and medium capitalization companies normally have fewer shares outstanding than larger companies and trade less frequently, it may be more difficult for the Portfolio to buy and sell significant amounts of shares without an unfavorable impact on prevailing market prices.

Preferred Stock Risk. Preferred stocks involve credit risk and certain other risks. Certain preferred stocks contain provisions that allow an issuer under certain conditions to skip distributions (in the case of “non-cumulative” preferred stocks) or defer distributions (in the case of “cumulative” preferred stocks). If the Portfolio owns a preferred stock on which distributions are deferred, the Portfolio may nevertheless be required to report income for tax purposes while it is not receiving distributions on that security. Preferred stocks are subordinated to bonds and other debt instruments in a company’s capital structure in terms of priority to corporate income and liquidation payments, and therefore will be subject to greater credit risk than those debt instruments.

Convertible Securities Risk. The Portfolio’s investments in convertible securities subject the Portfolio to the risks associated with both fixed-income securities and common stocks. To the extent that a convertible security’s investment value is greater than its conversion value, its price will be likely to increase when interest rates fall and decrease when interest rates rise, as with a fixed-income security. If the conversion value exceeds the investment value, the price of the convertible security will tend to fluctuate directly with the price of the underlying equity security.

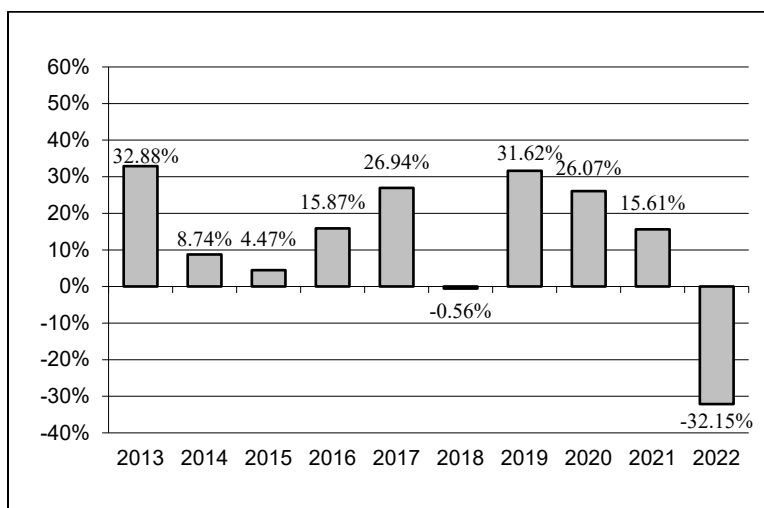
Warrants Risk. The holder of a warrant has the right to purchase a given number of shares of a particular issuer at a specified price until expiration of the warrant. Such investments can provide a greater potential for profit or loss than an equivalent investment in the underlying security. Prices of warrants do not necessarily move in tandem with the prices of the underlying securities, and are speculative investments. Warrants pay no dividends and confer no rights other than a purchase option. If a warrant is not exercised by the date of its expiration, the Portfolio will lose its entire investment in such warrant.

Issuer-Specific Risk. The price of an individual security or particular type of security can be more volatile than the market as a whole and can fluctuate differently than the market as a whole. An individual issuer’s securities can rise or fall dramatically with little or no warning based upon such things as a better (or worse) than expected earnings report, news about the development of a promising product, or the loss of key management personnel. There is also a risk that the price of a security may never reach the level that the Adviser believes is representative of its full value or that it may even go down in price.

Adviser Risk. The performance of the Portfolio also will depend on whether the Adviser is successful in pursuing the Portfolio’s investment strategy.

Performance: The bar chart and table that follow provide some indication of the risks of investing in the Portfolio by showing changes in the performance of the Portfolio’s Class C shares from year to year and by showing how the average annual returns for the past 1, 5 and 10 years of the Portfolio compare with those of a broad measure of market performance, as well as with an index of funds with similar investment objectives. The returns in the bar chart do not reflect the deduction of sales charges. If these amounts were reflected, returns would be less than shown. The Portfolio’s past performance (before and after taxes) is not necessarily an indication of how the Portfolio will perform in the future. The returns in the table assume you sold your shares at the end of each period and you were charged a contingent deferred sales charge. Of course, if you did not sell your shares at the end of the period, your return would be higher. You may obtain the Portfolio’s updated performance information by calling toll free 1-800-807-FUND or visiting www.saratogacap.com.

ANNUAL TOTAL RETURNS – CALENDAR YEARS



During the periods shown in the bar chart, the highest return for a calendar quarter was 25.93% (quarter ended June 30, 2020) and the lowest return for a calendar quarter was -20.97% (quarter ended June 30, 2022). For the period January 1, 2023 through September 30, 2023, the return for the Portfolio’s Class C shares was 27.86%.

AVERAGE ANNUAL TOTAL RETURNS (FOR THE PERIODS ENDED DECEMBER 31, 2022)

	1 Year	5 Years	10 Years
Technology & Communications Portfolio ⁽¹⁾			
Return Before Taxes	-33.15%	5.30%	11.13%
Return After Taxes on Distributions	-37.24%	1.85%	7.91%
Return After Taxes on Distributions and Sale of Portfolio Shares	-16.55%	4.57%	8.98%
Indices: (Reflects no deduction for fees, expenses or taxes)			
S&P 500® Total Return Index	-18.11%	9.42%	12.56%
Lipper Science & Technology Funds Index	-36.34%	8.92%	14.09%

(1) The returns for all periods indicated reflect the imposition of a contingent deferred sales charge assessed on Class C shares which is only applicable to redemptions made within one year after purchase as described under “Shareholder Information - Contingent Deferred Sales Charge.”

The table above shows after-tax returns. After-tax returns are calculated using the historical highest individual federal marginal income tax rates during the period shown and do not reflect the impact of state and local taxes. Actual after-tax returns depend on the investor’s tax situation and may differ from those shown, and the after-tax returns are not relevant to investors who hold their Portfolio shares through tax deferred arrangements such as 401(k) plans or individual retirement accounts.

After-tax returns may be higher than before-tax returns due to an assumed benefit from capital losses that would have been realized had Portfolio shares been sold at the end of the relevant periods.

Manager: Saratoga Capital Management, LLC (the “Manager”) serves as the Portfolio’s Manager.

Adviser: Oak Associates, *ltd.* (“Oak Associates” or the “Adviser”) has served as the Adviser to a portion of the Portfolio since August 2011 through December 28, 2015. As of December 29, 2015, Oak Associates is the sole Adviser to the Portfolio. Robert D. Stimpson, CFA, is responsible for the day-to-day management of the Portfolio. He has served as a Portfolio Manager to the Portfolio since August 2011. Mr. Stimpson is Co-Chief Investment Officer and a portfolio manager at Oak Associates, which he joined in 2001.

Purchase and Sale of Portfolio Shares: There is generally a \$250 minimum initial investment for the Portfolio and generally there is a \$10,000 minimum initial investment in the Trust. The minimum subsequent investment in the Trust is \$100. There is no minimum subsequent investment for the Portfolio. There is no minimum initial investment and no minimum subsequent investment for employee benefit plans, mutual fund platform programs, supermarket programs, associations and individual retirement accounts. You may purchase and redeem shares of the Portfolio on any day that the New York Stock Exchange (“NYSE”) is open. Redemption requests may be made in writing, by telephone, or through a financial intermediary and will be paid by check or wire transfer.

Tax Information: Dividends and capital gain distributions you receive from the Portfolio, whether you reinvest your distributions in additional Portfolio shares or receive them in cash, are taxable to you at either ordinary income or capital gain tax rates unless you are investing through a tax-free plan, in which case your distributions generally will be taxed when withdrawn from the tax deferred account.

Payments to Broker-Dealers and Other Financial Intermediaries: If you purchase Portfolio shares through a broker-dealer or other financial intermediary (such as a bank), the Manager and/or the Portfolio's distributor may pay the intermediary for the sale of Portfolio shares and related services. These payments may create a conflict of interest by influencing the broker-dealer or other intermediary and your salesperson to recommend the Portfolio over another investment. Ask your salesperson or visit your financial intermediary's website for more information.

PORTFOLIO SUMMARY: FINANCIAL SERVICES PORTFOLIO

Investment Objective: The Financial Services Portfolio seeks long-term growth of capital.

Fees and Expenses of the Portfolio: This table describes the fees and expenses that you may pay if you buy, hold and sell shares of the Portfolio. You may be subject to other fees not reflected in the table, such as brokerage commission and fees to financial intermediaries. In addition, Appendix A attached to this Prospectus contains information regarding financial intermediary-specific sales charge waivers and discounts.

	Financial Services Portfolio
Shareholder Fees (fees paid directly from your investment)	
Maximum Sales Charge (Load) Imposed on Purchases of Shares (as a % of offering price)	NONE
Maximum Sales Charge (Load) Imposed on Reinvested Dividends (as a % of offering price)	NONE
Maximum Contingent Deferred Sales Charge (Load) (as a % of offering price)	1.00%
Redemption Fee	NONE
Exchange Fee	NONE
Annual Portfolio Operating Expenses (expenses that you pay each year as a percentage of the value of your investment)	
Management Fees	1.25%
Distribution and/or Service (12b-1) Fees	1.00%
Other Expenses	1.94%
Total Annual Portfolio Operating Expenses	4.19%

Example: This example is intended to help you compare the cost of investing in the Portfolio with the cost of investing in other mutual funds. The example assumes that you invest \$10,000 in the Portfolio for the time periods indicated. The example also assumes that your investment has a 5% return each year, and the Portfolio's operating expenses remain the same. Although your actual costs may be higher or lower, based on these assumptions your costs, if you held or sold your shares, at the end of each period would be:

IF YOU SOLD YOUR SHARES

1 Year	3 Years	5 Years	10 Years
\$521	\$1,272	\$2,138	\$4,364

IF YOU HELD YOUR SHARES

1 Year	3 Years	5 Years	10 Years
\$421	\$1,272	\$2,138	\$4,364

Portfolio Turnover: The Portfolio pays transaction costs, such as commissions, when it buys and sells securities (or "turns over" its portfolio). A higher portfolio turnover may indicate higher transaction costs, which must be borne by the Portfolio and its shareholders and may result in higher taxes when Portfolio shares are held in a taxable account. These costs, which are not reflected in annual fund operating expenses or in the Example, affect the Portfolio's performance. During the most recent fiscal year, the Portfolio's portfolio turnover rate was 45% of the average value of its portfolio.

Principal Investment Strategies: The Portfolio will normally invest at least 80% of its total assets in U.S. and foreign equity securities issued by financial services companies, regardless of their stock market value (or "market capitalization"). Equity securities include common stocks, securities convertible into common stocks, preferred stocks and warrants. Up to 20% of the Portfolio's total assets may be invested in U.S. and foreign securities outside of financial companies.

The Adviser employs quantitative and qualitative analysis that seeks to identify reasonably valued, high quality financial services companies that it believes have the ability to accelerate earnings growth and exceed investor expectations. The Adviser's selection process consists of three steps. First, the Adviser reviews a series of screens utilizing the Adviser's investment models, which are based on fundamental characteristics designed to eliminate companies that the Adviser's research shows have a high probability of underperformance. Factors considered when reviewing the screens include a multi-factor valuation framework, earnings quality and capital structure. The valuation framework includes, but is not limited to, analysis of price to earnings, price to sales, price to book, cash held to price and various cash flow ratios. Valuation methodology is industry-specific within the financial services sector. Next, securities that pass the initial screens are then evaluated to try to identify stocks with the highest probability of producing an earnings growth rate that exceeds investor expectations. This process incorporates changes in earnings expectations and earnings quality analysis.

Finally, these steps produce a list of eligible companies which are subjected to analysis by the Adviser to further understand each company's business prospects and earnings potential. The Adviser uses the results of this analysis to construct the Portfolio's security positions.

A "Financial services company," for purposes of Portfolio investments, is defined as an entity in which at least 50% of the company's revenues or earnings were derived from financial services activities based upon the company's most recent fiscal year, or at least 50% of the company's assets were devoted to such activities based on the company's most recent fiscal year or any company which is included in the S&P Financial Sector Index.

Financial services companies provide financial services to consumers and industry. Examples of companies in the financial services sector include commercial banks, investment banks, savings and loan associations, thrifts, finance companies, brokerage and advisory firms, transaction and payroll processors, insurance companies, real estate and leasing companies and companies that span across these segments and service providers whose revenue is largely derived from the financial services sector. Under Securities and Exchange Commission ("SEC") regulations, the Portfolio may not invest more than 5% of its total assets in the equity securities of any company that derives more than 15% of its revenues from brokerage or investment management activities.

Under adverse market conditions, the Portfolio may also make temporary investments in investment grade debt securities. Such investment strategies could result in the Portfolio not achieving its investment objective.

Principal Investment Risks: There is no assurance that the Portfolio will achieve its investment objective. The Portfolio share price will fluctuate with changes in the market value of its portfolio securities. When you sell your Portfolio shares, they may be worth less than what you paid for them and, accordingly, you can lose money investing in this Portfolio. Shares of the Portfolio are not bank deposits and are not guaranteed or insured by the Federal Deposit Insurance Corporation or any other government agency.

Investment and Market Risk. An investment in the Portfolio's common shares is subject to investment risk, including the possible loss of the entire principal amount invested. An investment in the Portfolio's common shares represents an indirect investment in the securities owned by the Portfolio, which are generally traded on a securities exchange or in the OTC markets. The value of these securities, like other market investments, may move up or down, sometimes rapidly and unpredictably due to changes in general market conditions, economic trends or events that are not specifically related to the issuer of the security or other asset, or factors that affect a particular issuer or issuers, exchange, country, group of countries, region, market, industry, group of industries, sector or asset class. Social, political, economic and other conditions and events (such as recessions, inflation, rapid interest rate changes, supply chain disruptions, war, natural disasters, epidemics and pandemics, terrorism, conflicts and social unrest) will occur that have significant impacts on issuers, industries, governments and other systems, including the financial markets. As global systems, economies and financial markets are increasingly interconnected, events that once had only local impact are now more likely to have regional or even global effects. Events that occur in one country, region or financial market will, more frequently, adversely impact issuers in other countries, regions or markets. These impacts can be exacerbated by failures of governments and societies to adequately respond to an emerging event or threat. Investors will be negatively impacted if the value of their portfolio holdings decreases as a result of such events, if these events adversely impact the operations and effectiveness of the Manager or Adviser, as applicable, or key service providers or if these events disrupt systems and processes necessary or beneficial to the management of accounts. These events may negatively impact broad segments of businesses and populations and have a significant and rapid negative impact on the performance of the Portfolio's investments, increase the Portfolio's volatility and exacerbate pre-existing risks to the Portfolio. The Portfolio's common shares at any point in time may be worth less than the original investment, even after taking into account any reinvestment of dividends and distributions.

Common Stock Risk. In general, stock values fluctuate in response to activities specific to the company as well as general market, economic and political conditions. Stock prices can fluctuate widely in response to these factors. Common stockholders are subordinate to debt or preferred stockholders in a company's capital structure in terms of priority to corporate income and liquidation payments and, therefore, will be subject to greater credit risk than preferred stock or debt instruments.

Financial Services Sector Concentration Risk. Because of its specific focus, the Portfolio's performance is closely tied to and affected by events occurring in the financial services industry. Companies in the same industry often face similar obstacles, issues and regulatory burdens. As a result, the securities owned by the Portfolio may react similarly to and move in unison with one another. The Portfolio is more vulnerable to price fluctuations of financial services companies and other factors that particularly affect financial services companies than a more broadly diversified mutual fund. In particular, the prices of stock issued by many financial services companies have historically been more closely correlated with changes in interest rates than other stocks. Generally, when interest rates go up, stock prices of these companies go down. This

relationship may not continue in the future. Financial services companies are subject to extensive government regulation which tends to limit both the amount and types of loans and other financial commitments the company can make, and the interest rates and fees it can charge. These limitations can have a significant impact on the profitability of a financial services company since profitability is impacted by the company's ability to make financial commitments such as loans.

Insurance companies in which the Portfolio invests may also have an impact on the Portfolio's performance as insurers may be subject to severe price competition, claims activity, marketing competition and general economic conditions. Certain lines of insurance can be significantly influenced by specific events.

For example, property and casualty insurer profits may be affected by certain weather catastrophes and other disasters; and life and health insurer profits may be affected by mortality risks and morbidity rates. The financial services industry is currently undergoing a number of changes such as continuing consolidations, development of new products and structures and changes to its regulatory framework. These changes are likely to have a significant impact on the financial services industry and the Portfolio.

Foreign Securities Risk. The Portfolio's investments in foreign securities (including depositary receipts) involve risks in addition to the risks associated with domestic securities. One additional risk is currency risk. While the price of Portfolio shares is quoted in U.S. dollars, the Portfolio generally converts U.S. dollars to a foreign market's local currency to purchase a security in that market. If the value of that local currency falls relative to the U.S. dollar, the U.S. dollar value of the foreign security will decrease. This is true even if the foreign security's local price remains unchanged.

Foreign securities also have risks related to economic and political developments abroad, including expropriations, confiscatory taxation, exchange control regulation, limitations on the use or transfer of Portfolio assets and any effects of foreign social, economic or political instability. In particular, adverse political or economic developments in a geographic region or a particular country in which the Portfolio invests could cause a substantial decline in the value of its portfolio securities. Certain foreign markets may rely heavily on particular industries or foreign capital and are more vulnerable to diplomatic developments, the imposition of economic sanctions against a particular country or countries, organizations, entities and/or individuals, changes in international trading patterns, trade barriers and other protectionist or retaliatory measures. Economic sanctions could, among other things, effectively restrict or eliminate the Portfolio's ability to purchase or sell securities or groups of securities for a substantial period of time. The severity of sanctions and related measures, such as retaliatory actions, vary in scope and are unpredictable. The imposition of sanctions could cause a decline in the value and/or liquidity of securities issued by the sanctioned country or companies located in or economically tied to the sanctioned country, significantly delay or prevent the settlement of securities transactions, and significantly impact the Portfolio's liquidity and performance. International trade barriers or economic sanctions against foreign countries, organizations, entities and/or individuals, may adversely affect the Portfolio's foreign holdings or exposures. Investments in foreign markets may also be adversely affected by governmental actions such as the imposition of capital controls, nationalization of companies or industries, expropriation of assets, or the imposition of punitive taxes. Governmental actions can have a significant effect on the economic conditions in foreign countries, which also may adversely affect the value and liquidity of the Portfolio's investments. For example, the governments of certain countries may prohibit or impose substantial restrictions on foreign investing in their capital markets or in certain sectors or industries. In addition, a foreign government may limit or cause delay in the convertibility or repatriation of its currency which would adversely affect the U.S. dollar value and/or liquidity of investments denominated in that currency. Any of these actions could severely affect security prices, impair the Portfolio's ability to purchase or sell foreign securities or transfer the Portfolio's assets back into the U.S., or otherwise adversely affect the Portfolio's operations.

Certain foreign investments may become less liquid in response to market developments or adverse investor perceptions, or become illiquid after purchase by the Portfolio, particularly during periods of market turmoil. Certain foreign investments may become illiquid when, for instance, there are few, if any, interested buyers and sellers or when dealers are unwilling to make a market for certain securities. When the Portfolio holds illiquid investments, its portfolio may be harder to value, especially in changing markets. Foreign companies, in general, are not subject to the regulatory requirements of U.S. companies and may have less stringent investor protections and disclosure standards and, as such, there may be less publicly available information about these companies. Moreover, foreign accounting, auditing and financial reporting standards generally are different from those applicable to U.S. companies. In addition, in the event of a default of any foreign debt obligations, it may be more difficult for the Portfolio to obtain or enforce a judgment against the issuers of the securities. Furthermore, foreign exchanges and broker-dealers are generally subject to less government and exchange scrutiny and regulation than their U.S. counterparts. Finally, differences in clearance and settlement procedures in foreign markets may cause delays in settlements of the Portfolio's trades effected in those markets.

Depository receipts involve substantially identical risks associated with direct investments in foreign securities. Issuers of the foreign security represented by a depository receipt, particularly unsponsored or unregistered depository receipts, may not be obligated to disclose material information in the U.S. or to pass through to holders of such receipts voting rights with respect to the deposited securities.

Compared to the U.S. and other developed countries, developing or emerging countries may have relatively unstable governments, economies based on only a few industries and securities markets that trade a small number of securities. Prices of these securities tend to be especially volatile and, in the past, securities in these countries have been characterized by greater potential loss (as well as gain) than securities of companies located in developed countries.

Small and Medium Capitalization Companies Risk. The Portfolio may also invest in small and medium capitalization companies. Investing in small and medium capitalization companies may involve more risk than is usually associated with investing in larger, more established companies. There is typically less publicly available information concerning small and medium capitalization companies than for larger, more established companies. Some small and medium capitalization companies have limited product lines, distribution channels and financial and managerial resources and tend to concentrate on fewer geographical markets than do larger companies. Also, because small and medium capitalization companies normally have fewer shares outstanding than larger companies and trade less frequently, it may be more difficult for the Portfolio to buy and sell significant amounts of shares without an unfavorable impact on prevailing market prices.

Preferred Stock Risk. Preferred stocks involve credit risk and certain other risks. Certain preferred stocks contain provisions that allow an issuer under certain conditions to skip distributions (in the case of “non-cumulative” preferred stocks) or defer distributions (in the case of “cumulative” preferred stocks). If the Portfolio owns a preferred stock on which distributions are deferred, the Portfolio may nevertheless be required to report income for tax purposes while it is not receiving distributions on that security. Preferred stocks are subordinated to bonds and other debt instruments in a company’s capital structure in terms of priority to corporate income and liquidation payments, and therefore will be subject to greater credit risk than those debt instruments.

Convertible Securities Risk. The Portfolio’s investments in convertible securities subject the Portfolio to the risks associated with both fixed-income securities and common stocks. To the extent that a convertible security’s investment value is greater than its conversion value, its price will be likely to increase when interest rates fall and decrease when interest rates rise, as with a fixed-income security. If the conversion value exceeds the investment value, the price of the convertible security will tend to fluctuate directly with the price of the underlying equity security.

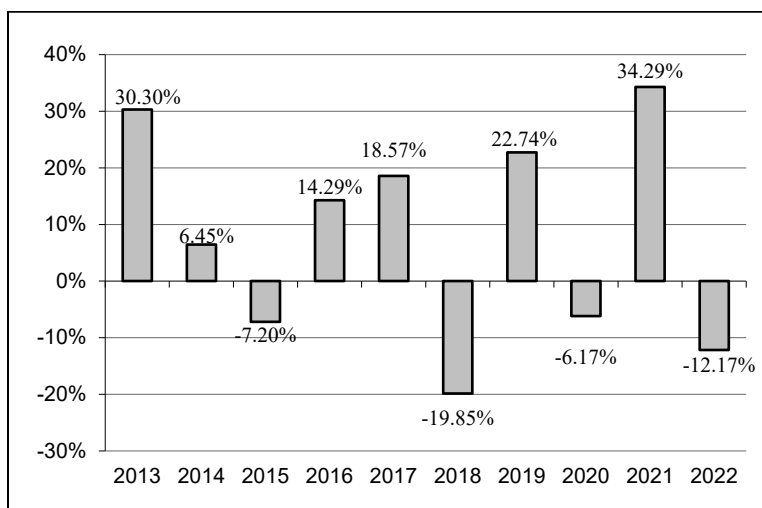
Warrants Risk. The holder of a warrant has the right to purchase a given number of shares of a particular issuer at a specified price until expiration of the warrant. Such investments can provide a greater potential for profit or loss than an equivalent investment in the underlying security. Prices of warrants do not necessarily move in tandem with the prices of the underlying securities, and are speculative investments. Warrants pay no dividends and confer no rights other than a purchase option. If a warrant is not exercised by the date of its expiration, the Portfolio will lose its entire investment in such warrant.

Issuer-Specific Risk. The price of an individual security or particular type of security can be more volatile than the market as a whole and can fluctuate differently than the market as a whole. An individual issuer’s securities can rise or fall dramatically with little or no warning based upon such things as a better (or worse) than expected earnings report, news about the development of a promising product, or the loss of key management personnel. There is also a risk that the price of a security may never reach the level that the Adviser believes is representative of its full value or that it may even go down in price.

Adviser Risk. The performance of the Portfolio also will depend on whether the Adviser is successful in pursuing the Portfolio’s investment strategy.

Performance: The bar chart and table that follow provide some indication of the risks of investing in the Portfolio by showing changes in the performance of the Portfolio’s Class C shares from year-to-year and by showing how the average annual returns for the past 1, 5 and 10 years of the Portfolio compare with those of a broad measure of market performance, as well as with an index of funds with similar investment objectives. The returns in the bar chart do not reflect the deduction of sales charges. If these amounts were reflected, returns would be less than shown. The Portfolio’s past performance (before and after taxes) is not necessarily an indication of how the Portfolio will perform in the future. The returns in the table assume you sold your shares at the end of each period and you were charged a contingent deferred sales charge. Of course, if you did not sell your shares at the end of the period, your return would be higher. You may obtain the Portfolio’s updated performance information by calling toll free 1-800-807-FUND or visiting www.saratogacap.com.

ANNUAL TOTAL RETURNS – CALENDAR YEARS



During the periods shown in the bar chart, the highest return for a calendar quarter was 23.64% (quarter ended December 31, 2020) and the lowest return for a calendar quarter was -33.20% (quarter ended March 31, 2020). For the period January 1, 2023 through September 30, 2023, the return for the Portfolio’s Class C shares was -0.71%.

AVERAGE ANNUAL TOTAL RETURNS (FOR THE PERIODS ENDED DECEMBER 31, 2022)

	1 Year	5 Years	10 Years
Financial Services Portfolio ⁽¹⁾			
Return Before Taxes	-13.17%	1.72%	6.62%
Return After Taxes on Distributions	-14.46%	-0.31%	5.56%
Return After Taxes on Distributions and Sale of Portfolio Shares	-6.86%	1.04%	5.20%
Indices: (Reflects no deduction for fees, expenses or taxes)			
S&P 500® Total Return Index	-18.11%	9.42%	12.56%
Lipper Financial Services Funds Index	-11.61%	5.82%	10.78%

(1) The returns for all periods indicated reflect the imposition of a contingent deferred sales charge assessed on Class C shares which is only applicable to redemptions made within one year after purchase as described under “Shareholder Information-Contingent Deferred Sales Charge.”

The table above shows after-tax returns. After-tax returns are calculated using the historical highest individual federal marginal income tax rates during the period shown and do not reflect the impact of state and local taxes. Actual after-tax returns depend on the investor’s tax situation and may differ from those shown, and the after-tax returns are not relevant to investors who hold their Portfolio shares through tax deferred arrangements such as 401(k) plans or individual retirement accounts. After-tax returns may be higher than before-tax returns due to an assumed benefit from capital losses that would have been realized had Portfolio shares been sold at the end of the relevant periods.

Manager: Saratoga Capital Management, LLC (the “Manager”) serves as the Portfolio’s Manager.

Adviser: Smith Group Asset Management (“SGAM” or the “Adviser”) or its predecessor has served as the Adviser to the Portfolio since December 29, 2015. Stephen S. Smith, CFA, Chief Executive Officer and Chairman of the Investment Committee of the Adviser and John D. Brim, CFA, President and Chief Investment Officer of the Adviser, are co-portfolio managers responsible for the day-to-day management of the Portfolio. Prior to founding the Adviser in 1995, Mr. Smith held a number of senior investment positions at Bank of America. Mr. Brim joined the Adviser in March 1998, and prior to that he was a manager within the institutional investment consulting group of Deloitte & Touche, LLP.

Purchase and Sale of Portfolio Shares: There is generally a \$250 minimum initial investment for the Portfolio and generally there is a \$10,000 minimum initial investment in the Trust. The minimum subsequent investment in the Trust is \$100. There is no minimum subsequent investment for the Portfolio. There is no minimum initial investment and no minimum subsequent investment for employee benefit plans, mutual fund platform programs, supermarket programs, associations and individual retirement accounts. You may purchase and redeem shares of the Portfolio on any day that the New York Stock Exchange (“NYSE”) is open. Redemption requests may be made in writing, by telephone, or through a financial intermediary and will be paid by check or wire transfer.

Tax Information: Dividends and capital gain distributions you receive from the Portfolio, whether you reinvest your distributions in additional Portfolio shares or receive them in cash, are taxable to you at either ordinary income or capital gain tax rates unless you are investing through a tax-free plan, in which case your distributions generally will be taxed when withdrawn from the tax deferred account.

Payments to Broker-Dealers and Other Financial Intermediaries: If you purchase Portfolio shares through a broker-dealer or other financial intermediary (such as a bank), the Manager and/or the Portfolio's distributor may pay the intermediary for the sale of Portfolio shares and related services. These payments may create a conflict of interest by influencing the broker-dealer or other intermediary and your salesperson to recommend the Portfolio over another investment. Ask your salesperson or visit your financial intermediary's website for more information.

PORTFOLIO SUMMARY: ENERGY & BASIC MATERIALS PORTFOLIO

Investment Objective: The Energy & Basic Materials Portfolio seeks long-term growth of capital.

Fees and Expenses of the Portfolio: This table describes the fees and expenses that you may pay if you buy, hold and sell shares of the Portfolio. You may be subject to other fees not reflected in the table, such as brokerage commission and fees to financial intermediaries. In addition, Appendix A attached to this Prospectus contains information regarding financial intermediary-specific sales charge waivers and discounts.

	Energy & Basic Materials Portfolio
Shareholder Fees (fees paid directly from your investment)	
Maximum Sales Charge (Load) Imposed on Purchases of Shares (as a % of offering price)	NONE
Maximum Sales Charge (Load) Imposed on Reinvested Dividends (as a % of offering price)	NONE
Maximum Contingent Deferred Sales Charge (Load) (as a % of offering price)	1.00%
Redemption Fee	NONE
Exchange Fee	NONE
Annual Portfolio Operating Expenses (expenses that you pay each year as a percentage of the value of your investment)	
Management Fees	1.25%
Distribution and/or Service (12b-1) Fees	1.00%
Other Expenses	2.20%
Total Annual Portfolio Operating Expenses	4.45%

Example: This example is intended to help you compare the cost of investing in the Portfolio with the cost of investing in other mutual funds. The example assumes that you invest \$10,000 in the Portfolio for the time periods indicated. The example also assumes that your investment has a 5% return each year, and the Portfolio's operating expenses remain the same. Although your actual costs may be higher or lower, based on these assumptions your costs, if you held or sold your shares, at the end of each period would be:

IF YOU SOLD YOUR SHARES

1 Year	3 Years	5 Years	10 Years
\$546	\$1,346	\$2,256	\$4,574

IF YOU HELD YOUR SHARES

1 Year	3 Years	5 Years	10 Years
\$446	\$1,346	\$2,256	\$4,574

Portfolio Turnover: The Portfolio pays transaction costs, such as commissions, when it buys and sells securities (or “turns over” its portfolio). A higher portfolio turnover may indicate higher transaction costs, which must be borne by the Portfolio and its shareholders and may result in higher taxes when Portfolio shares are held in a taxable account. These costs, which are not reflected in annual fund operating expenses or in the Example, affect the Portfolio's performance. During the most recent fiscal year, the Portfolio's portfolio turnover rate was 51% of the average value of its portfolio.

Principal Investment Strategies: The Portfolio will normally invest at least 80% of its total assets in equity securities issued by U.S. and foreign Energy and Basic Materials Companies, regardless of their stock market value (or “market capitalization”). The Portfolio utilizes the Standard & Poor's classification system for purposes of determining whether a company is an “Energy or Basic Materials Company.” Standard & Poor's maintains a proprietary classification system similar to the North American Industry Classification System, which classifies companies according to industry sectors and groups. Companies classified as Energy or Basic Materials Companies by Standard & Poor's are involved in the exploration, development, production, refining or distribution of oil, natural gas, coal and uranium, the construction or provision of oil rigs, drilling equipment and other energy related services and equipment, basic materials such as metals, minerals, chemicals, water, forest product, precious metals, glass and industrial gases or provide materials, products or services to such companies. Equity securities include common stocks, depositary receipts, securities convertible into common stocks, preferred stocks and warrants. Standard & Poor's classifications are utilized to identify sectors.

The Adviser employs quantitative and qualitative analysis that seeks to identify reasonably valued, high quality companies within the energy and basic materials sectors. The Adviser's selection process incorporates a multi-factor valuation framework, capital structure and financial quality analysis.

The valuation framework includes, but is not limited to, analysis of price to earnings, price to sales, price to book and price to operating cash flow. Valuation methodology is industry-specific within the energy and basic materials sectors.

This process produces a list of eligible companies which are then subjected to analysis by the Adviser to further understand each company's business prospects and earnings potential. The Adviser uses the results of this analysis to construct the Portfolio's security positions.

Under adverse market conditions, the Portfolio may also make temporary investments in investment grade debt securities. Such investment strategies could result in the Portfolio not achieving its investment objective.

Principal Investment Risks: There is no assurance that the Portfolio will achieve its investment objective. The Portfolio share price will fluctuate with changes in the market value of its portfolio securities. When you sell your Portfolio shares, they may be worth less than what you paid for them and, accordingly, you can lose money investing in this Portfolio. Shares of the Portfolio are not bank deposits and are not guaranteed or insured by the Federal Deposit Insurance Corporation or any other government agency.

Investment and Market Risk. An investment in the Portfolio's common shares is subject to investment risk, including the possible loss of the entire principal amount invested. An investment in the Portfolio's common shares represents an indirect investment in the securities owned by the Portfolio, which are generally traded on a securities exchange or in the OTC markets. The value of these securities, like other market investments, may move up or down, sometimes rapidly and unpredictably due to changes in general market conditions, economic trends or events that are not specifically related to the issuer of the security or other asset, or factors that affect a particular issuer or issuers, exchange, country, group of countries, region, market, industry, group of industries, sector or asset class. Social, political, economic and other conditions and events (such as recessions, inflation, rapid interest rate changes, supply chain disruptions, war, natural disasters, epidemics and pandemics, terrorism, conflicts and social unrest) will occur that have significant impacts on issuers, industries, governments and other systems, including the financial markets. As global systems, economies and financial markets are increasingly interconnected, events that once had only local impact are now more likely to have regional or even global effects. Events that occur in one country, region or financial market will, more frequently, adversely impact issuers in other countries, regions or markets. These impacts can be exacerbated by failures of governments and societies to adequately respond to an emerging event or threat. Investors will be negatively impacted if the value of their portfolio holdings decreases as a result of such events, if these events adversely impact the operations and effectiveness of the Manager or Adviser, as applicable, or key service providers or if these events disrupt systems and processes necessary or beneficial to the management of accounts. These events may negatively impact broad segments of businesses and populations and have a significant and rapid negative impact on the performance of the Portfolio's investments, increase the Portfolio's volatility and exacerbate pre-existing risks to the Portfolio. The Portfolio's common shares at any point in time may be worth less than the original investment, even after taking into account any reinvestment of dividends and distributions.

Common Stock Risk. In general, stock values fluctuate in response to activities specific to the company as well as general market, economic and political conditions. Stock prices can fluctuate widely in response to these factors. Common stockholders are subordinate to debt or preferred stockholders in a company's capital structure in terms of priority to corporate income and liquidation payments and, therefore, will be subject to greater credit risk than preferred stock or debt instruments.

Energy & Basic Materials Sector Concentration Risk. Because of its specific focus, the Portfolio's performance is closely tied to and affected by events occurring in the energy and basic materials industries. Companies in the same industry often face similar obstacles, issues and regulatory burdens. As a result, the securities owned by the Portfolio may react similarly to and move in unison with one another. Companies in the energy and basic materials sector are subject to swift fluctuations in supply and demand. These fluctuations may be caused by events relating to international political and economic developments, energy conservation, the success of exploration projects, the environmental impact of energy and basic materials operations and tax and other governmental regulatory policies. Consequently, the Portfolio's performance may sometimes be significantly better or worse than that of other types of funds.

Foreign Securities Risk. The Portfolio's investments in foreign securities (including depositary receipts) involve risks in addition to the risks associated with domestic securities. One additional risk is currency risk. While the price of Portfolio shares is quoted in U.S. dollars, the Portfolio generally converts U.S. dollars to a foreign market's local currency to purchase a security in that market. If the value of that local currency falls relative to the U.S. dollar, the U.S. dollar value of the foreign security will decrease. This is true even if the foreign security's local price remains unchanged.

Foreign securities also have risks related to economic and political developments abroad, including expropriations, confiscatory taxation, exchange control regulation, limitations on the use or transfer of Portfolio assets and any effects of foreign social, economic or political instability. In particular, adverse political or economic developments in a geographic region or a particular country in which the Portfolio invests could cause a substantial decline in the value of its portfolio securities. Certain foreign markets may rely heavily on particular industries or foreign capital and are more vulnerable to diplomatic developments, the imposition of economic sanctions against a particular country or countries, organizations, entities and/or individuals, changes in international trading patterns, trade barriers and other protectionist or retaliatory measures. Economic sanctions could, among other things, effectively restrict or eliminate the Portfolio's ability to purchase or sell securities or groups of securities for a substantial period of time. The severity of sanctions and related measures, such as retaliatory actions, vary in scope and are unpredictable. The imposition of sanctions could cause a decline in the value and/or liquidity of securities issued by the sanctioned country or companies located in or economically tied to the sanctioned country, significantly delay or prevent the settlement of securities transactions, and significantly impact the Portfolio's liquidity and performance. International trade barriers or economic sanctions against foreign countries, organizations, entities and/or individuals, may adversely affect the Portfolio's foreign holdings or exposures. Investments in foreign markets may also be adversely affected by governmental actions such as the imposition of capital controls, nationalization of companies or industries, expropriation of assets, or the imposition of punitive taxes. Governmental actions can have a significant effect on the economic conditions in foreign countries, which also may adversely affect the value and liquidity of the Portfolio's investments. For example, the governments of certain countries may prohibit or impose substantial restrictions on foreign investing in their capital markets or in certain sectors or industries. In addition, a foreign government may limit or cause delay in the convertibility or repatriation of its currency which would adversely affect the U.S. dollar value and/or liquidity of investments denominated in that currency. Any of these actions could severely affect security prices, impair the Portfolio's ability to purchase or sell foreign securities or transfer the Portfolio's assets back into the U.S., or otherwise adversely affect the Portfolio's operations.

Certain foreign investments may become less liquid in response to market developments or adverse investor perceptions, or become illiquid after purchase by the Portfolio, particularly during periods of market turmoil. Certain foreign investments may become illiquid when, for instance, there are few, if any, interested buyers and sellers or when dealers are unwilling to make a market for certain securities. When the Portfolio holds illiquid investments, its portfolio may be harder to value, especially in changing markets. Foreign companies, in general, are not subject to the regulatory requirements of U.S. companies and may have less stringent investor protections and disclosure standards and, as such, there may be less publicly available information about these companies. Moreover, foreign accounting, auditing and financial reporting standards generally are different from those applicable to U.S. companies. In addition, in the event of a default of any foreign debt obligations, it may be more difficult for the Portfolio to obtain or enforce a judgment against the issuers of the securities. Furthermore, foreign exchanges and broker-dealers are generally subject to less government and exchange scrutiny and regulation than their U.S. counterparts. Finally, differences in clearance and settlement procedures in foreign markets may cause delays in settlements of the Portfolio's trades effected in those markets.

Depository receipts involve substantially identical risks associated with direct investments in foreign securities. Issuers of the foreign security represented by a depository receipt, particularly unsponsored or unregistered depository receipts, may not be obligated to disclose material information in the U.S. or to pass through to holders of such receipts voting rights with respect to the deposited securities.

Compared to the U.S. and other developed countries, developing or emerging countries may have relatively unstable governments, economies based on only a few industries and securities markets that trade a small number of securities. Prices of these securities tend to be especially volatile and, in the past, securities in these countries have been characterized by greater potential loss (as well as gain) than securities of companies located in developed countries.

Small and Medium Capitalization Companies Risk. The Portfolio may also invest in small and medium capitalization companies. Investing in small and medium capitalization companies may involve more risk than is usually associated with investing in larger, more established companies. There is typically less publicly available information concerning small and medium capitalization companies than for larger, more established companies. Some small and medium capitalization companies have limited product lines, distribution channels and financial and managerial resources and tend to concentrate on fewer geographical markets than do larger companies. Also, because small and medium capitalization companies normally have fewer shares outstanding than larger companies and trade less frequently, it may be more difficult for the Portfolio to buy and sell significant amounts of shares without an unfavorable impact on prevailing market prices.

Preferred Stock Risk. Preferred stocks involve credit risk and certain other risks. Certain preferred stocks contain provisions that allow an issuer under certain conditions to skip distributions (in the case of "non-cumulative" preferred stocks) or defer distributions (in the case of "cumulative" preferred stocks). If the Portfolio owns a preferred stock on which distributions

are deferred, the Portfolio may nevertheless be required to report income for tax purposes while it is not receiving distributions on that security. Preferred stocks are subordinated to bonds and other debt instruments in a company’s capital structure in terms of priority to corporate income and liquidation payments, and therefore will be subject to greater credit risk than those debt instruments.

Convertible Securities Risk. The Portfolio’s investments in convertible securities subject the Portfolio to the risks associated with both fixed-income securities and common stocks. To the extent that a convertible security’s investment value is greater than its conversion value, its price will be likely to increase when interest rates fall and decrease when interest rates rise, as with a fixed-income security. If the conversion value exceeds the investment value, the price of the convertible security will tend to fluctuate directly with the price of the underlying equity security.

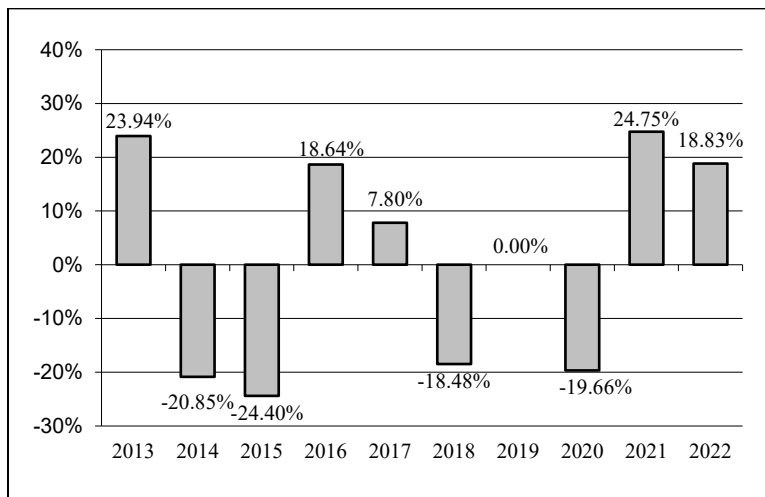
Warrants Risk. The holder of a warrant has the right to purchase a given number of shares of a particular issuer at a specified price until expiration of the warrant. Such investments can provide a greater potential for profit or loss than an equivalent investment in the underlying security. Prices of warrants do not necessarily move in tandem with the prices of the underlying securities, and are speculative investments. Warrants pay no dividends and confer no rights other than a purchase option. If a warrant is not exercised by the date of its expiration, the Portfolio will lose its entire investment in such warrant.

Issuer-Specific Risk. The price of an individual security or particular type of security can be more volatile than the market as a whole and can fluctuate differently than the market as a whole. An individual issuer’s securities can rise or fall dramatically with little or no warning based upon such things as a better (or worse) than expected earnings report, news about the development of a promising product, or the loss of key management personnel. There is also a risk that the price of a security may never reach the level that the Adviser believes is representative of its full value or that it may even go down in price.

Adviser Risk. The performance of the Portfolio also will depend on whether the Adviser is successful in pursuing the Portfolio’s investment strategy.

Performance: The bar chart and table that follow provide some indication of the risks of investing in the Portfolio by showing changes in the performance of the Portfolio’s Class C shares from year-to-year and by showing how the average annual returns for the past 1, 5 and 10 years of the Portfolio compare with those of a broad measure of market performance, as well as with an index of funds with similar investment objectives. The returns in the bar chart do not reflect the deduction of sales charges. If these amounts were reflected, returns would be less than shown. The Portfolio’s past performance (before and after taxes) is not necessarily an indication of how the Portfolio will perform in the future. The returns in the table assume you sold your shares at the end of each period and you were charged a contingent deferred sales charge. Of course, if you did not sell your shares at the end of the period, your return would be higher. You may obtain the Portfolio’s updated performance information by calling toll free 1-800-807-FUND or visiting www.saratogacap.com.

ANNUAL TOTAL RETURNS – CALENDAR YEARS



During the periods shown in the bar chart, the highest return for a calendar quarter was 21.72% (quarter ended June 30, 2020) and the lowest return for a calendar quarter was -42.99% (quarter ended March 31, 2020). For the period January 1, 2023 through September 30, 2023, the return for the Portfolio’s Class C shares was 5.64%.

AVERAGE ANNUAL TOTAL RETURNS (FOR THE PERIODS ENDED DECEMBER 31, 2022)

	1 Year	5 Years	10 Years
Energy & Basic Materials Portfolio ⁽¹⁾			
Return Before Taxes	17.83%	-0.59%	-0.82%
Return After Taxes on Distributions	16.48%	-0.95%	-1.00%
Return After Taxes on Distributions and Sale of Portfolio Shares	10.54%	-0.61%	-0.70%
Indices: (Reflects no deduction for fees, expenses or taxes)			
S&P 500 [®] Total Return Index	-18.11%	9.42%	12.56%
Lipper Natural Resources Funds Index	44.18%	3.97%	2.05%

(1) The returns for all periods indicated reflect the imposition of a contingent deferred sales charge assessed on Class C shares which is only applicable to redemptions made within one year after purchase as described under “Shareholder Information - Contingent Deferred Sales Charge.”

The table above shows after-tax returns. After-tax returns are calculated using the historical highest individual federal marginal income tax rates during the period shown and do not reflect the impact of state and local taxes. Actual after-tax returns depend on the investor’s tax situation and may differ from those shown, and the after-tax returns are not relevant to investors who hold their Portfolio shares through tax deferred arrangements such as 401(k) plans or individual retirement accounts. After-tax returns may be higher than before-tax returns due to an assumed benefit from capital losses that would have been realized had Portfolio shares been sold at the end of the relevant periods.

Manager: Saratoga Capital Management, LLC (the “Manager”) serves as the Portfolio’s Manager.

Adviser: Smith Group Asset Management, LLC (“SGAM” or the “Adviser”) or its predecessor has served as the Adviser to the Portfolio since December 29, 2015. Stephen S. Smith, CFA, Chief Executive Officer and Chairman of the Investment Committee of the Adviser, John D. Brim, CFA, President and Chief Investment Officer of the Adviser and Stephanie C. Jones, CPA, Director of Non-US Equities and Portfolio Manager of the Adviser, are co-portfolio managers responsible for the day-to-day management of the Portfolio.

Prior to founding the Adviser in 1995, Mr. Smith held a number of senior investment positions at Bank of America. Mr. Brim joined the Adviser in March 1998, and prior to that he was a manager within the institutional investment consulting group of Deloitte & Touche, LLP. Ms. Jones joined the Adviser in February 2010, prior to that she was an Equity Analyst at Cimarron Asset Management, LLC from 2006 to 2010.

Purchase and Sale of Portfolio Shares: There is generally a \$250 minimum initial investment for the Portfolio and generally there is a \$10,000 minimum initial investment in the Trust. The minimum subsequent investment in the Trust is \$100. There is no minimum subsequent investment for the Portfolio. There is no minimum initial investment and no minimum subsequent investment for employee benefit plans, mutual fund platform programs, supermarket programs, associations and individual retirement accounts. You may purchase and redeem shares of the Portfolio on any day that the New York Stock Exchange (“NYSE”) is open. Redemption requests may be made in writing, by telephone, or through a financial intermediary and will be paid by check or wire transfer.

Tax Information: Dividends and capital gain distributions you receive from the Portfolio, whether you reinvest your distributions in additional Portfolio shares or receive them in cash, are taxable to you at either ordinary income or capital gain tax rates unless you are investing through a tax-free plan, in which case your distributions generally will be taxed when withdrawn from the tax deferred account.

Payments to Broker-Dealers and Other Financial Intermediaries: If you purchase Portfolio shares through a broker-dealer or other financial intermediary (such as a bank), the Manager and/or the Portfolio’s distributor may pay the intermediary for the sale of Portfolio shares and related services. These payments may create a conflict of interest by influencing the broker-dealer or other intermediary and your salesperson to recommend the Portfolio over another investment. Ask your salesperson or visit your financial intermediary’s website for more information.

PRINCIPAL INVESTMENT STRATEGIES AND PRINCIPAL RISKS OF INVESTING IN THE PORTFOLIOS

Principal Investment Strategies for U.S. Government Money Market Portfolio, Investment Quality Bond Portfolio, Municipal Bond Portfolio, Large Capitalization Value Portfolio, Large Capitalization Growth Portfolio, Mid Capitalization Portfolio, Small Capitalization Portfolio, International Equity Portfolio, Health & Biotechnology Portfolio, Technology & Communications Portfolio, Financial Services Portfolio and Energy & Basic Materials Portfolio (the “Saratoga Portfolios”)

This section provides additional information relating to each Portfolio’s investment strategies.

INVESTMENT POLICIES. The percentage limitations relating to the composition of a Portfolio referenced in the discussion of a Portfolio apply at the time a Portfolio acquires an investment and refer to the Portfolio’s net assets, unless otherwise noted. Subsequent percentage changes that result from market fluctuations will not require a Portfolio to sell any Portfolio security. The Portfolios’ investment objective and strategies are non-fundamental (unless otherwise indicated) and may be changed by the Board without the approval of the Portfolios’ shareholders.

DEFENSIVE INVESTING. The Portfolios are intended primarily as vehicles for the implementation of a long-term investment program utilizing asset allocation strategies rendered through investment advisory programs that are based on an evaluation of an investor’s investment objectives and risk tolerance. Because these asset allocation strategies are designed to spread investment risk across the various segments of the securities markets through investment in a number of Portfolios, each individual Portfolio generally intends to be substantially fully invested in accordance with its investment objectives and policies during most market conditions. Although the Manager or the Adviser of a Portfolio, upon the concurrence of the Manager, may take a temporary defensive position during adverse market conditions, it can be expected that a defensive posture will be adopted less frequently than would be by other mutual funds. This policy may impede the Manager or an Adviser’s ability to protect a Portfolio’s capital during declines in the particular segment of the market to which the Portfolio’s assets are committed.

FORWARD CURRENCY CONTRACTS. Certain Portfolios’ investments also may include forward currency contracts, which involve the purchase or sale of a specific amount of foreign currency at the current price with delivery at a specified future date. A Portfolio may use these contracts to hedge against adverse price movements in its portfolio securities or securities it may purchase and the currencies in which they are determined or to gain exposure to currencies underlying various securities or financial instruments.

DERIVATIVES AND OTHER STRATEGIES. Each of the Portfolios may invest in options, futures, foreign securities, foreign currencies and other derivatives (collectively, “Derivative Transactions”), and may enter into certain types of short sales. If these practices are used by a Portfolio, the intent would be primarily to hedge the Portfolio’s holdings. For example, a Portfolio may purchase or sell options contracts on equity securities to hedge against the risk of fluctuations in the prices of securities held by the Portfolio. Or, a Portfolio may purchase or sell stock index futures contracts and might purchase put options or write call options on such futures contracts to protect against a general stock market decline or decline in a specific market sector that could adversely affect the Portfolio’s holdings.

Investing for hedging purposes may result in certain transaction costs, which may reduce a Portfolio’s performance. In addition, no assurances can be given that hedging will be implemented or that each derivative position will achieve a perfect correlation with the security or currency being hedged against.

PARTICIPATION NOTES. The International Equity Portfolio may invest in participation notes (“P-Notes”).

EXCHANGE-TRADED FUNDS. The Health & Biotechnology Portfolio, Technology & Communications Portfolio, International Equity Portfolio, Mid Capitalization Portfolio and Energy & Basic Materials Portfolio may invest up to 10% of their net assets in shares of various ETFs. No more than 5% of a Portfolio’s net assets will be invested in any one ETF. Each of these Portfolios may count investments in ETFs towards their 80% investment policy.

REAL ESTATE INVESTMENT TRUSTS AND FOREIGN REAL ESTATE COMPANIES. Real estate investment trusts (“REITs”) and foreign real estate companies pool investors’ funds for investment primarily in income producing real estate or real estate related loans or interests. A shareholder, by investing in REITs and foreign real estate companies indirectly through a Portfolio, will bear not only his proportionate share of the expenses of the Portfolio, but also, indirectly, the management expenses of the underlying REITs.

MONEY MARKET FUNDS. Each Portfolio’s cash balances may be invested in money market funds.

Principal Investment Strategies for Conservative Balanced Allocation Portfolio, Moderately Conservative Balanced Allocation Portfolio, Moderate Balanced Allocation Portfolio, Moderately Aggressive Balanced Allocation Portfolio and Aggressive Balanced Allocation Portfolio (the “Asset Allocation Portfolios”)

This section provides additional information relating to each Asset Allocation Portfolio’s investment strategies.

The Asset Allocation Portfolios described in this Prospectus are “funds of funds.” Each Asset Allocation Portfolio’s main investment strategy is to invest in other Saratoga Advantage Trust mutual funds (the “Saratoga Funds”) and/or unaffiliated registered investment companies and exchange-traded funds (“ETFs”) (together with the Saratoga Funds, the “Underlying Funds”). The Asset Allocation Portfolios are designed to provide investors access to five distinct asset allocation strategies that vary in composition from more “conservative” strategies that typically have higher weightings in fixed-income and money market instruments to more “aggressive” strategies typically have higher weightings in equity and alternative instruments. The target allocations for each Asset Allocation Portfolio are discussed in the “PORTFOLIO SUMMARY – Principal Investment Strategies” section with respect to each portfolio above. In constructing the Asset Allocation Portfolios, the Manager currently allocates assets among the following investment categories: core equity, sector equity, fixed income, money market and alternative investments. These investment categories may be changed by the Manager in the future. Exposure and diversification to such investment categories is achieved primarily by investing in the Underlying Funds.

Currently, the Saratoga Funds eligible for investments by the Manager include:

Core Equity

- Large Capitalization Growth Portfolio
- Large Capitalization Value Portfolio
- Mid Capitalization Portfolio
- Small Capitalization Portfolio
- International Equity Portfolio

Sector Equity

- Health & Biotechnology Portfolio
- Technology & Communications Portfolio
- Financial Services Portfolio
- Energy & Basic Materials Portfolio

Fixed Income

- Investment Quality Bond Portfolio
- Municipal Bond Portfolio

Money Market

- U.S. Government Money Market Portfolio

Principal Risks of Investing in the Portfolios

As with any mutual fund, it is possible to lose money by investing in a Portfolio. There is no assurance that a Portfolio will achieve its investment objective. When you sell your Portfolio shares, they may be worth less than what you paid for them and, accordingly, you can lose money investing in a Portfolio. Shares of the Portfolio are not bank deposits and are not guaranteed or insured by the Federal Deposit Insurance Corporation or any other government agency.

This section provides information relating to risks of investing in the Portfolios or in Underlying Funds in addition to the principal risks described previously. The risks set forth below are applicable to a Portfolio only to the extent that a Portfolio or an Underlying Fund invests in the investment described.

FOREIGN SECURITIES. The Portfolio's or an Underlying Fund's investments in foreign securities (including depository receipts) involve risks in addition to the risks associated with domestic securities. One additional risk is currency risk. While the price of Portfolio or Underlying Fund shares is quoted in U.S. dollars, the Portfolio or an Underlying Fund generally converts U.S. dollars to a foreign market's local currency to purchase a security in that market. If the value of that local currency falls relative to the U.S. dollar, the U.S. dollar value of the foreign security will decrease. This is true even if the foreign security's local price remains unchanged. Foreign securities also have risks related to economic and political developments abroad, including expropriations, confiscatory taxation, exchange control regulation, limitations on the use or transfer of Portfolio or Underlying Fund assets and any effects of foreign social, economic or political instability. In particular, adverse political or economic developments in a geographic region or a particular country in which the Portfolio or an Underlying Fund invests could cause a substantial decline in the value of its portfolio securities. Certain foreign markets may rely heavily on particular industries or foreign capital and are more vulnerable to diplomatic developments, the imposition of economic sanctions against a particular country or countries, organizations, entities and/or individuals, changes in international trading patterns, trade barriers and other protectionist or retaliatory measures. Economic sanctions could, among other things, effectively restrict or eliminate a Portfolio's or an Underlying Fund's ability to purchase or sell securities or groups of securities for a substantial period of time. International trade barriers or economic sanctions against foreign countries, organizations, entities and/or individuals, may adversely affect a Portfolio's or an Underlying Fund's foreign holdings or exposures. The severity of sanctions and related measures, such as retaliatory actions, vary in scope and are unpredictable. The imposition of sanctions could, for instance, cause a decline in the value and/or liquidity of securities issued by the sanctioned country or companies located in or economically tied to the sanctioned country. Market volatility could result, as well as disruption in the sanctioned country and throughout the world. Sanctions and related measures could limit or prevent a Portfolio or Underlying Fund from buying and selling securities (in the sanctioned country and other markets), significantly delay or prevent the settlement of securities transactions, and significantly impact the Portfolio's liquidity and performance.

Investments in foreign markets may also be adversely affected by governmental actions such as the imposition of capital controls, nationalization of companies or industries, expropriation of assets, or the imposition of punitive taxes. Governmental actions can have a significant effect on the economic conditions in foreign countries, which also may adversely affect the value and liquidity of a Portfolio's or an Underlying Fund's investments. For example, the governments of certain countries may prohibit or impose substantial restrictions on foreign investing in their capital markets or in certain sectors or industries. In addition, a foreign government may limit or cause delay in the convertibility or repatriation of its currency which would adversely affect the U.S. dollar value and/or liquidity of investments denominated in that currency. Any of these actions could severely affect security prices, impair the Portfolio's or an Underlying Fund's ability to purchase or sell foreign securities or transfer a Portfolio's or an Underlying Fund's assets back into the U.S., or otherwise adversely affect the Portfolio's or an Underlying Fund's operations. Certain foreign investments may become less liquid in response to market developments or adverse investor perceptions, or become illiquid after purchase by a Portfolio or an Underlying Fund, particularly during periods of market turmoil. Certain foreign investments may become illiquid when, for instance, there are few, if any, interested buyers and sellers or when dealers are unwilling to make a market for certain securities. When a Portfolio or an Underlying Fund holds illiquid investments, its portfolio may be harder to value, especially in changing markets. Foreign companies, in general, are not subject to the regulatory requirements of U.S. companies and may have less stringent investor protections and disclosure standards and, as such, there may be less publicly available information about these companies. Moreover, foreign accounting, auditing and financial reporting standards generally are different from those applicable to U.S. companies. In addition, in the event of a default of any foreign debt obligations, it may be more difficult for the Portfolio or an Underlying Fund to obtain or enforce a judgment against the issuers of the securities. Furthermore, foreign exchanges and broker-dealers are generally subject to less government and exchange scrutiny and regulation than their U.S. counterparts. Finally, differences in clearance and settlement procedures in foreign markets may cause delays in settlements of the Portfolio's or an Underlying Fund's trades effected in those markets.

Depository receipts involve substantially identical risks associated with direct investments in foreign securities. Issuers of the foreign security represented by a depository receipt, particularly unsponsored or unregistered depository receipts, may not be obligated to disclose material information in the U.S. or to pass through to holders of such receipts voting rights with respect to the deposited securities.

Compared to the U.S. and other developed countries, developing or emerging countries may have relatively unstable governments, economies based on only a few industries and securities markets that trade a small number of securities. Prices of these securities tend to be especially volatile and, in the past, securities in these countries have been characterized by greater potential loss (as well as gain) than securities of companies located in developed countries.

EMERGING MARKETS RISK. Investing in emerging markets companies, which may be smaller and have shorter operating histories than companies in developed markets, involves risks in addition to, and greater than, those generally

associated with investing in companies in developed foreign markets. The extent of economic development, political stability, market depth, infrastructure, capitalization, accounting standards and transparency and regulatory oversight in emerging market economies is generally less than in more developed markets. Settlement practices for transactions in foreign markets may differ from those in U.S. markets. Certain investments may take more than seven days to settle. Such differences include delays beyond periods customary in the U.S. and practices, such as delivery of securities prior to receipt of payment, which increase the likelihood of a “failed settlement.” Failed settlements can result in losses to a Portfolio.

Low trading volumes and volatile prices in less developed markets make trades harder to complete and settle, and governments or trade groups may compel local agents to hold securities in designated depositories that are not subject to independent evaluation. Local agents are held only to the standards of care of their local markets. Certain emerging market countries may be subject to less stringent requirements regarding accounting, auditing, financial reporting and record keeping and therefore, material information related to an investment may not be available or reliable. In addition, a Portfolio is limited in its ability to exercise its legal rights or enforce a counterparty’s legal obligations in certain jurisdictions outside of the United States, in particular, in emerging markets countries. Geopolitical developments, including current regional armed conflict in Europe, could negatively impact the value of a Portfolio’s or Underlying Fund’s investments.

JUNK BONDS. A Portfolio’s or an Underlying Fund’s investments in securities rated lower than investment grade or if unrated of comparable quality as determined by the Adviser or the Underlying Fund’s adviser (commonly known as “junk bonds”) pose significant risks. The prices of junk bonds are likely to be more sensitive to adverse economic changes or individual corporate developments than higher rated securities. During an economic downturn or substantial period of rising interest rates, junk bond issuers and, in particular, highly leveraged issuers may experience financial stress that would adversely affect their ability to service their principal and interest payment obligations, to meet their projected business goals or to obtain additional financing. In the event of a default, the Portfolio or an Underlying Fund may incur additional expenses to seek recovery. The secondary market for junk bonds may be less liquid than the markets for higher quality securities and, as such, may have an adverse effect on the market prices of certain securities. The illiquidity of the market may also adversely affect the ability of the Trust’s Trustees to arrive at a fair value for certain junk bonds at certain times and could make it difficult for the Portfolios or an Underlying Fund to sell certain securities. In addition, periods of economic uncertainty and change probably would result in increased volatility of market prices of high yield securities and a corresponding volatility in a Portfolio’s or an Underlying Fund’s net asset value (“NAV”).

MUNICIPAL BOND RISK. The risk of a municipal obligation generally depends on the financial and credit status of the issuer. Changes in a municipality’s financial health may make it difficult for the municipality to make interest and principal payments when due. A number of municipalities have had significant financial problems recently, and these and other municipalities could, potentially, continue to experience significant financial problems resulting from lower tax revenues and/or decreased aid from state and local governments in the event of an economic downturn. This could decrease the Portfolio’s income or hurt its ability to preserve capital and liquidity.

Under some circumstances, municipal obligations might not pay interest unless the state legislature or municipality authorizes money for that purpose. Some securities, including municipal lease obligations, carry additional risks. For example, they may be difficult to trade or interest payments may be tied only to a specific stream of revenue.

Municipal bonds may be more susceptible to downgrades or defaults during recessions or similar periods of economic stress. Factors contributing to the economic stress on municipalities may include lower property tax collections as a result of lower home values, lower sales tax revenue as a result of consumers cutting back spending, and lower income tax revenue as a result of a higher unemployment rate. In addition, since some municipal obligations may be secured or guaranteed by banks and other institutions, the risk to the Portfolio could increase if the banking or financial sector suffers an economic downturn and/or if the credit ratings of the institutions issuing the guarantee are downgraded or at risk of being downgraded by a national rating organization. If such events were to occur, the value of the security could decrease or the value could be lost entirely, and it may be difficult or impossible for the Portfolio (or an Underlying Fund) to sell the security at the time and the price that normally prevails in the market.

In addition to being downgraded, an insolvent municipality may file for bankruptcy. For example, Chapter 9 of the Bankruptcy Code provides a financially distressed municipality protection from its creditors while it develops and negotiates a plan for reorganizing its debts. “Municipality” is defined broadly by the Bankruptcy Code as a “political subdivision or public agency or instrumentality of a state” and may include various issuers of securities in which the Portfolio (or an Underlying Fund) invests. The reorganization of a municipality’s debts may include extending debt maturities, reducing the amount of principal or interest, refinancing the debt or taking other measures, which may significantly affect the rights of creditors and the value of the securities issued by the municipality and the value of a Portfolio’s investments. Interest on municipal obligations, while generally exempt from federal income tax, may not be exempt from federal alternative minimum tax.

INVESTMENT AND MARKET RISK. An investment in the Portfolio's common shares is subject to investment risk, including the possible loss of the entire principal amount invested. An investment in the Portfolio's common shares represents an indirect investment in the securities owned by the Portfolio, which are generally traded on a securities exchange or in the OTC markets. The value of these securities, like other market investments, may move up or down, sometimes rapidly and unpredictably due to changes in general market conditions, economic trends or events that are not specifically related to the issuer of the security or other asset, or factors that affect a particular issuer or issuers, exchange, country, group of countries, region, market, industry, group of industries, sector or asset class. Social, political, economic and other conditions and events (such as recessions, inflation, rapid interest rate changes, supply chain disruptions, war, natural disasters, epidemics and pandemics, terrorism, conflicts and social unrest) will occur that have significant impacts on issuers, industries, governments and other systems, including the financial markets. As global systems, economies and financial markets are increasingly interconnected, events that once had only local impact are now more likely to have regional or even global effects. Events that occur in one country, region or financial market will, more frequently, adversely impact issuers in other countries, regions or markets. These impacts can be exacerbated by failures of governments and societies to adequately respond to an emerging event or threat. Investors will be negatively impacted if the value of their portfolio holdings decreases as a result of such events, if these events adversely impact the operations and effectiveness of the Manager or Adviser, as applicable, or key service providers or if these events disrupt systems and processes necessary or beneficial to the management of accounts. The Portfolio's common shares at any point in time may be worth less than the original investment, even after taking into account any reinvestment of dividends and distributions, if the issuer fails to make anticipated dividend payments because, among other reasons, the issuer of the security experiences a decline in its financial condition.

Global events may negatively impact broad segments of businesses and populations cause a significant negative impact on the performance of the Portfolio's investments, increase the Portfolio's volatility, exacerbate pre-existing political, social and economic risks to the Fund. The Portfolio's operations may be interrupted as a result, which may contribute to the negative impact on investment performance. In addition, governments, their regulatory agencies, or self-regulatory organizations may take actions that affect the instruments in which the Portfolio invests, or the issuers of such instruments, in ways that could have a significant negative impact on the Portfolio's investment performance.

NAV RISK. You could lose money by investing in a Portfolio. Although the U.S. Government Money Market Portfolio seeks to preserve the value of your investment at \$1.00 per share, it cannot guarantee it will do so. An investment in the U.S. Government Money Market Portfolio is not a bank account and is not insured or guaranteed by the Federal Deposit Insurance Corporation or any other government agency. The U.S. Government Money Market Portfolio's sponsor is not required to reimburse the Portfolio for losses, and you should not expect that the sponsor will provide financial support to the Portfolio at any time, including during periods of market stress. If the U.S. Government Money Market Portfolio or another money market fund fails to maintain a stable NAV or maintain a weekly net liquid asset level (or such perception exists in the marketplace), the U.S. Government Money Market Portfolio could be subject to increased redemptions, which may adversely impact the U.S. Government Money Market Portfolio's ability to maintain a stable NAV of \$1.00 per share. In general, certain other money market funds have in the past failed to maintain stable NAVs, and there can be no assurance that such failures and resulting redemption pressures will not occur in the future. The U.S. Government Money Market Portfolio is permitted, among other things, to reduce or withhold any income and gains generated by the U.S. Government Money Market Portfolio to maintain a stable \$1.00 share price.

CREDIT RISK. The issuers of fixed income instruments in which the Underlying Fund invests may be unable to meet interest and/or principal payments. This risk is increased to the extent the Underlying Fund invests in bonds related below investment-grade bonds (junk bonds). An issuer's securities may decrease in value if its financial strength weakens, which may reduce its credit rating and possibly its ability to meet its contractual obligations. Credit risks are increased where interest rates are rising.

INTEREST RATE RISK. Interest rate risk refers to the risk that bond prices generally fall as interest rates rise; conversely, bond prices generally rise as interest rates fall. Specific bonds differ in their sensitivity to changes in interest rates depending on their individual characteristics. One measure of this sensitivity is called duration. The longer the duration of a particular bond, the greater is its price sensitivity to interest rates. Similarly, a longer duration portfolio of securities has greater price sensitivity. In addition, changes in monetary policy may exacerbate the risks associated with changing interest rates. An increase in interest rates will generally cause the value of securities held by a Portfolio or Underlying Fund to decline, may lead to heightened volatility in the fixed-income markets and may adversely affect the liquidity of certain fixed-income investments, including those held by a Portfolio or Underlying Fund.

Falling interest rates may also prompt some issuers to refinance existing debt, which could affect an Underlying Fund's performance.

During periods when interest rates are low or there are negative interest rates, the Portfolio's yield (and total return) also may be low or otherwise adversely affected or the Portfolio may be unable to maintain positive returns.

Certain countries have experienced negative interest rates on certain debt securities. Negative or very low interest rates could magnify the risks associated with changes in interest rates. In general, changing interest rates, including rates that fall below zero, could have unpredictable effects on markets and may expose debt and related markets to heightened volatility and may detract from Portfolio performance to the extent a Portfolio is exposed to such interest rates and/or volatility.

Governmental authorities and regulators may enact significant fiscal and monetary policy changes, including providing direct capital infusions into companies, creating new monetary programs and lowering interest rates considerably. These actions present heightened risks to debt instruments, and such risks could be even further heightened if these actions are unexpectedly or suddenly reversed or are ineffective in achieving their desired outcomes.

OPTIONS AND FUTURES RISK. If a Portfolio or an Underlying Fund invests in options and/or futures, its participation in these markets would subject the Portfolio or an Underlying Fund to certain risks. An Adviser's predictions of movements in the direction of the stock, bond, stock index, currency or interest rate markets may be inaccurate, and the adverse consequences to the Portfolio or an Underlying Fund (e.g., a reduction in the Portfolio's or Underlying Fund's NAV or a reduction in the amount of income available for distribution) may leave the Portfolio or the Underlying Fund in a worse position than if these strategies were not used. Other risks inherent in the use of options and futures include, for example, the possible imperfect correlation between the price of options and futures contracts and movements in the prices of the securities being hedged, and the possible absence of a liquid secondary market for any particular instrument. Certain options may be OTC options, which are options negotiated with dealers; there is no secondary market for these investments.

FORWARD CURRENCY CONTRACTS. A Portfolio's or an Underlying Fund's participation in forward currency contracts also involves risks. If the Adviser employs a strategy that does not correlate well with the Portfolio's or the Underlying Fund's investments or the currencies in which the investments are denominated, currency contracts could result in a loss. The contracts also may increase the Portfolio's or the Underlying Fund's volatility and may involve a significant risk.

DERIVATIVES RISK. A derivative is an investment whose value depends on (or is derived from) the value of an underlying asset (including an underlying security), reference rate or index. Derivatives may be used as a substitute for purchasing the underlying asset or as a hedge to reduce exposure to risks. The derivatives primarily used by a Portfolio and/or the Underlying Funds include options, futures and swaps. The use of derivatives involves risks similar to, as well as risks different from, and possibly greater than, the risks associated with investing directly in securities or other more traditional instruments. In the case of over-the-counter ("OTC") derivatives, they may be more difficult to purchase, sell or value than other investments. When used for hedging or reducing exposure, the derivative may not correlate perfectly with the underlying asset, reference rate or index. The Portfolio or Underlying Fund could lose more than the cash amount invested in derivatives.

Certain derivatives are also subject to counterparty risk, which is the risk that the other party to the contract will not fulfill its contractual obligation to complete the transaction with the Portfolio or Underlying Fund. If a counterparty were to default on its obligations, the Portfolio's or Underlying Fund's contractual remedies against such counterparty may be subject to bankruptcy and insolvency laws, which could affect the Portfolio's or Underlying Fund's rights as a creditor (e.g., the Portfolio or Underlying Fund may not receive the amount of payments that it is contractually entitled to receive). Central clearing and exchange trading of certain derivatives are designed to reduce counterparty and liquidity risk, but they do not eliminate those risks completely.

The use of derivatives involves risks similar to, as well as risks different from, and possibly greater than, the risks associated with investing directly in securities or other more traditional instruments. In the case of OTC derivatives, they may be more difficult to purchase, sell or value than other investments. When used for hedging or reducing exposure, the derivative may not correlate perfectly with the underlying asset, reference rate or index. The Underlying Fund could lose more than the cash amount invested in derivatives. Changes in regulation relating to a mutual fund's use of derivatives and related instruments could potentially limit or impact the Portfolio's ability to invest in derivatives, limit the Portfolio's ability to employ certain strategies that use derivatives and/or adversely affect the value of derivatives and the Portfolio's performance.

Compared to other types of investments, derivatives may be less tax efficient. The use of certain derivatives may cause the Portfolio or Underlying Fund to realize higher amounts of ordinary income or short-term capital gains, distributions from which are taxable to individual shareholders at ordinary income tax rates rather than at the more favorable tax rates for long-term capital gain. In addition, changes in government regulation of derivative instruments could affect the character, timing

and amount of the Portfolio's or Underlying Fund's taxable income or gains, and may limit or prevent the Portfolio or Underlying Fund from using certain types of derivative instruments as a part of its investment strategy, which could make the investment strategy more costly to implement or require the Portfolio or Underlying Fund to change its investment strategy. The Portfolio's or Underlying Fund's use of derivatives also may be limited by the requirements for taxation of the Portfolio or Underlying Fund as a regulated investment company.

SPECIAL RISKS OF FUTURES. Futures contracts are exchange-traded contracts that call for the future delivery of an asset at a certain price and date, or cash settlement of the terms of the contract. Risks of futures contracts may be caused by an imperfect correlation between movements in the price of the instruments and the price of the underlying assets. The liquidity of the futures market generally depends on participants entering into offsetting transactions rather than making or taking delivery. To the extent that participants decide to make or take delivery of the underlying investments, liquidity in this market could be reduced. Futures contracts can be purchased with relatively small amounts of initial margin compared to the cash value of the contracts. This economic leverage can increase the volatility of the Portfolio or an Underlying Fund. Further, exchanges can limit the number of positions that can be held or controlled by the Portfolio or the Manager, thus limiting the ability to implement the Portfolio's strategies. Even a well-conceived futures transaction may be unsuccessful due to market events.

SPECIAL RISKS OF SWAPS. Certain swap transactions are structured as over-the-counter two-party contracts and are therefore often less liquid than other types of investments, and the Portfolio may be unable to sell or terminate its swap positions at a desired time or price. Certain swaps, such as total return swaps where two parties agree to "swap" payments on defined underlying assets or interest rates, can have the potential for unlimited losses. Swaps are also subject to the risk that the swap counterparty will not fulfill its contractual obligations. The swaps market is subject to extensive regulation under the Dodd-Frank Wall Street Reform and Consumer Protection Act ("Dodd-Frank") and certain SEC and Commodity Futures Trading Commission ("CFTC") rules promulgated thereunder. It is possible that developments in the swaps market, including new and additional government regulation, could result in higher Portfolio or Underlying Fund costs and expenses and could adversely affect the Portfolio's or an Underlying Fund's ability, among other things, to terminate existing swap agreements or to realize amounts to be received under such agreements.

SPECIAL RISKS OF OPTIONS. If the Portfolio or an Underlying Fund sells (writes) a put option, there is risk that the Portfolio or Underlying Fund may be required to buy the underlying investment at a disadvantageous price. If the Portfolio or Underlying Fund sells (writes) a call option, there is risk that the Portfolio or Underlying Fund may be required to sell the underlying investment at a disadvantageous price. If the Portfolio or Underlying Fund purchases a put option or call option, there is risk that the price of the underlying investment will move in a direction that causes the option to expire worthless. Options can involve economic leverage, which could result in these investments experiencing greater volatility than other investments, which could increase the volatility of the Portfolio or Underlying Fund.

SPECIAL RISKS OF FORWARD FOREIGN CURRENCY CONTRACTS. A forward foreign currency contract involves an obligation to purchase or sell a specific currency at a future date, which may be any fixed number of days from the date of the contract. The cost to the Portfolio of engaging in forward foreign currency contracts varies with factors such as the currencies involved, the length of the contract period, interest rate differentials and the prevailing market conditions. Because forward foreign currency contracts are usually entered into on a principal basis, no fees or commissions are typically involved. The use of forward foreign currency contracts does not eliminate fluctuations in the prices of the underlying securities the Portfolio owns or intends to acquire, but it does establish a rate of exchange in advance. While forward foreign currency contract sales limit the risk of loss due to a decline in the value of the hedged currencies, they also limit any potential gain that might result should the value of the currencies increase.

PARTICIPATION NOTES. P-Notes are issued by banks or broker-dealers and are designed to offer a return linked to the performance of a particular underlying equity security or market. P-Notes can have the characteristics or take the form of various instruments, including, but not limited to, certificates or warrants. The holder of a P-Note that is linked to a particular underlying security is entitled to receive any dividends paid in connection with the underlying security. However, the holder of a P-Note generally does not receive voting rights as it would if it directly owned the underlying security.

P-Notes constitute direct, general and unsecured contractual obligations of the banks or broker-dealers that issue them, subjecting a Portfolio or an Underlying Fund to counterparty risk. Investments in P-Notes involve certain risks in addition to those associated with a direct investment in the underlying foreign companies or foreign securities markets whose return they seek to replicate. For instance, there can be no assurance that the trading price of a P-Note will equal the underlying value of the foreign company or foreign securities market that it seeks to replicate.

As the purchaser of a P-Note, a Portfolio is relying on the creditworthiness of the counterparty issuing the P-Note and has no rights under a P-Note against the issuer of the underlying security. Therefore, if such counterparty were to become

insolvent, the Portfolio or Underlying Fund would lose its investment. The risk that a Portfolio or an Underlying Fund may lose its investments due to the insolvency of a single counterparty may be amplified to the extent the Portfolio or Underlying Fund purchases P-Notes issued by one issuer or a small number of issuers. P-Notes also include transaction costs in addition to those applicable to a direct investment in securities.

Due to liquidity and transfer restrictions, the secondary markets on which P-Notes are traded may be less liquid than the markets for other securities, which may lead to the absence of readily available market quotations for securities in a Portfolio or an Underlying Fund. The ability of a Portfolio or an Underlying Fund to value its securities becomes more difficult and the judgment in the application of fair value procedures may play a greater role in the valuation of the Portfolio's or an Underlying Fund's securities due to reduced availability of reliable objective pricing data. Consequently, while such determinations will be made in good faith, it may nevertheless be more difficult for a Portfolio or an Underlying Fund to accurately assign a daily value to such securities.

SMALL AND MEDIUM CAPITALIZATION COMPANIES. Certain Portfolios and/or Underlying Funds may invest in companies with small and/or medium market capitalizations. Market capitalization refers to the total market value of the outstanding stock of a company.

Investing in such companies may involve more risk than is usually associated with investing in larger, more established companies. Small and medium capitalization companies and the industries in which they are involved frequently are still maturing and are more sensitive to changing market conditions than larger companies in more established industries. Small companies often have limited product lines, markets, financial resources and less experienced management. Small and medium capitalization companies are often traded in the OTC market, and the low market liquidity of these securities may have an adverse effect on the ability of a Portfolio to sell certain securities at favorable prices.

Such securities usually trade in lower volumes and are subject to greater and more unpredictable price fluctuations than larger capitalization securities or the stock market in general. This also may impede the Portfolio's or an Underlying Fund's ability to obtain market quotations based on actual trades in order to value the Portfolio's or Underlying Fund's securities. Small and medium capitalization securities may have returns that can vary, occasionally significantly, from the market in general. In addition, small and medium capitalization companies may not pay a dividend. Although income may not be a primary goal of a Portfolio or an Underlying Fund, dividends can cushion returns in a falling market.

MICRO CAPITALIZATION COMPANIES. Certain Portfolios and/or Underlying Funds may invest in companies with micro capitalizations. Micro capitalization stocks may offer greater opportunity for capital appreciation than the stocks of larger and more established companies; however, they also involve substantially greater risks of loss and price fluctuations. Micro capitalization companies carry additional risks because their earnings and revenues tend to be less predictable (and some companies may be experiencing significant losses), and their share prices tend to be more volatile and their markets less liquid than companies with larger market capitalizations. Micro capitalization companies may be newly formed or in the early stages of development, with limited product lines, markets or financial resources and may lack management depth. In addition, there may be less public information available about these companies. The shares of micro capitalization companies tend to trade less frequently than those of larger, more established companies, which can adversely affect the pricing of these securities and the future ability to sell these securities. Also, it may take a long time before the Portfolio realizes a gain, if any, on an investment in a micro capitalization company.

VALUE STYLE INVESTING RISK. Certain Portfolios or Underlying Funds may use a "value" style investment strategy. Value investing involves buying stocks that are out of favor and/or undervalued in comparison to their peers or their prospects for growth. Typically, their valuation levels are lower than those of growth stocks. Because different types of stocks go out of favor with investors depending on market and economic conditions, a Portfolio or an Underlying Fund's return may be adversely affected during market downturns and when value stocks are out of favor.

GROWTH STYLE INVESTING RISK. Certain Portfolios or Underlying Funds may use a "growth" style investment strategy. Growth investing involves buying stocks that have relatively high price-to-earnings ratios. Growth stocks may be more volatile than other stocks because they are generally more sensitive to investor perceptions and market moves. During periods of growth stock underperformance, a Portfolio or an Underlying Fund's performance may suffer.

SECTOR CONCENTRATION RISK. Sector concentration risk is the possibility that securities within the same sector will decline in price due to sector-specific market or economic developments. To the extent a Portfolio invests more heavily in particular sectors of the economy, its performance will be especially sensitive to developments that significantly affect those sectors. Additionally, some sectors (for example, the financial services and energy sectors, among others) could be subject to greater government regulation than other sectors. Therefore, changes in regulatory policies for those sectors may have a material effect on the value of securities issued by companies in those sectors.

LIMITED HOLDINGS RISK. A Portfolio may have a relatively high percentage of assets in a single or small number of issuers or Underlying Funds. As a result, a decline in the value of a single issuer or Underlying Fund could cause a Portfolio's overall value to decline to a greater degree than if the Portfolio invested in a larger number of issuers and/or Underlying Funds.

CONVERTIBLE SECURITIES. Certain Portfolios and/or Underlying Funds may invest a portion of their assets in convertible securities, which are securities that generally pay interest and may be converted into common stock. These securities may carry risks associated with both fixed-income securities and common stocks. To the extent that a convertible security's investment value is greater than its conversion value, its price will be likely to increase when interest rates fall and decrease when interest rates rise, as with a fixed-income security. If the conversion value exceeds the investment value, the price of the convertible security will tend to fluctuate directly with the price of the underlying equity security.

PORTFOLIO TURNOVER. The frequency of a Portfolio's or an Underlying Fund's transactions will vary from year to year. Increased portfolio turnover may result in higher brokerage commissions, dealer mark-ups and other transaction costs and may result in taxable capital gains. Higher costs associated with increased portfolio turnover may offset gains in a Portfolio's or an Underlying Fund's performance.

ZERO-COUPON SECURITIES RISK. The market value of a zero-coupon security is generally more volatile than the market value of an interest-paying security, and is more likely to respond to a greater degree to changes in interest rates and credit quality than other fixed income securities with similar maturities that pay interest periodically. In addition, federal income tax law requires that the holder of a zero-coupon bond accrue a portion of the discount at which the bond was purchased as taxable income each year, even though the holder receives no interest payment on the bond during the year. Each Underlying Fund must distribute substantially all of its net income (including non-cash income attributable to zero-coupon bonds) to its shareholders each year to maintain its status as a regulated investment company and to eliminate tax at the Underlying Fund level. Accordingly, such accrued discount must be taken into account in determining the amount of taxable distributions to shareholders. An Underlying Fund may consequently have to dispose of portfolio securities under disadvantageous circumstances to generate cash to satisfy such distribution requirements. These actions may reduce the assets to which the Underlying Fund's expenses could otherwise be allocated and may reduce the Underlying Fund's (and thus the Portfolio's) rate of return.

EXCHANGE-TRADED FUNDS RISK. Shares of ETFs have many of the same risks as direct investments in securities. In addition, their market value is expected to rise and fall as the value of the underlying index or portfolio securities rises and falls. The market value of their shares may differ from the net asset value of the particular fund and shares may trade at a price above their NAV (premium) or below their NAV (discount), especially during periods of market volatility or stress, causing investors to pay significantly more or less than the value of the ETF's underlying portfolio. Also, ETFs that track particular indices typically will be unable to match the performance of the index exactly due to, among other things, the ETF's operating expenses and transaction costs.

As a shareholder in an ETF (as with other investment companies), if a Portfolio invests in shares of ETFs it would bear its ratable share of that entity's expenses. At the same time, the Portfolio would continue to pay its own investment management fees and other expenses. As a result, the Portfolio and its shareholders, in effect, will be absorbing duplicate levels of fees with respect to investments in ETFs. In addition, the Portfolio would have increased market exposure to those companies held in its portfolio that are also held by the ETF. The securities of other investment companies and ETFs in which a Portfolio may invest may be leveraged. As a result, the Portfolio may be indirectly exposed to leverage through an investment in such securities. The Portfolios will not invest in leveraged ETFs as a principal investment strategy. An investment in securities of other investment companies and ETFs that use leverage may expose the Portfolio to higher volatility in the market value of such securities and the possibility that the Portfolio's long-term returns on such securities (and, indirectly, the long-term returns of the shares) will be diminished. Subject to applicable law and/or pursuant to an exemptive order obtained from the SEC or under an exemptive rule adopted by the SEC, the Portfolio may invest in other investment companies, including ETFs, in excess of the limits of Section 12(d)(1) of the Investment Company of 1940 Act, as amended (the "1940 Act"). The market prices of ETF shares will fluctuate, in some cases materially, in response to changes in the ETF's NAV and supply and demand for shares. Differences between secondary market prices and the value of an ETF's holdings may be due largely to supply and demand forces in the secondary market, which may not be the same forces as those influencing prices for securities held by the ETF at a particular time. While the creation/redemption feature of ETFs is designed to make it likely that shares normally will trade close to the value of an ETF's holdings, disruptions to creations and redemptions, including disruptions at market makers, authorized participants ("APs") or market participants, or during periods of market volatility, may result in trading prices that differ significantly from the value of an ETF's holdings. Although market makers will generally take advantage of differences between the NAV and the market price of ETF shares through arbitrage opportunities, there is no guarantee that they will do so. In addition, an ETF may have a

limited number of financial institutions that may act as APs or market makers. If those APs exit the business or are unable to process creation and/or redemption orders (including in situations where APs have limited or diminished access to capital required to post collateral), and no other AP is able to step forward to create and redeem in either of these cases, an ETF's shares may trade at a discount to NAV like closed-end fund shares (and may even face delisting). Similar effects may result if market makers exit the business or are unable to continue making markets in ETF shares. ETFs also involve the risk that an active trading market for an ETF's shares may not develop or be maintained. In addition, ETFs that track particular indices may be unable to match the performance of such underlying indices due to the temporary unavailability of certain index securities in the secondary market or other factors, such as discrepancies with respect to the weighting of securities.

The market price of shares, like the price of any exchange-traded security, includes a "bid-ask spread" charged by the exchange specialist, market makers or other participants that trade the particular security. In times of severe market disruption, the bid-ask spread often increases significantly. This means that shares may trade at a discount to an ETF's NAV, and the discount is likely to be greatest when the price of shares is falling fastest. In addition, the securities held by an ETF may be traded in markets that close at a different time than the NYSE. Liquidity in those securities may be reduced after the applicable closing times. Accordingly, during the time when NYSE is open but after the applicable market closing, fixing or settlement times, bid-ask spreads and the resulting premium or discount to the ETF shares' NAV is likely to widen. More generally, secondary markets may be subject to irregular trading activity, wide bid-ask spreads and extended trade settlement periods, which could cause a material decline in an ETF's NAV. The bid-ask spread varies over time for shares of an ETF based on the ETF's trading volume and market liquidity, and is generally lower if the ETF has substantial trading volume and market liquidity, and higher if the ETF has little trading volume and market liquidity (which is often the case for funds that are newly launched or small in size).

An ETF's bid-ask spread may also be impacted by the liquidity of the underlying securities held by the ETF, particularly for newly launched or smaller funds or in instances of significant volatility of the underlying securities. In addition, transactions by large shareholders may account for a large percentage of the trading volume of an ETF and may, therefore, have a material effect on the market price of the ETF's shares.

INTEREST RATE CHANGES. Debt securities have varying levels of sensitivity to changes in interest rates. In general, the price of a debt security may fall when interest rates rise and may rise when interest rates fall. Securities with longer maturities may be more sensitive to interest rate changes. Generally, the longer the average duration of the bonds in a Portfolio, the more the Portfolio's share price will fluctuate in response to interest rate changes.

Duration is a measure used to determine the sensitivity of a security's price to changes in interest rates that incorporates a security's yield, coupon, final maturity and call features, among other characteristics. For example, the price of a bond fund with an average duration of eight years would be expected to fall approximately 8% if interest rates rose by one percentage point. Conversely, the price of a bond fund with an average duration of negative three years would be expected to rise approximately 3% if interest rates rose by one percentage point. However, duration may not accurately reflect the true interest rate sensitivity of instruments held by a Portfolio and, in turn, a Portfolio's susceptibility to changes in interest rates.

REAL ESTATE INVESTMENT TRUSTS AND FOREIGN REAL ESTATE COMPANIES. REITs and foreign real estate companies expose a Portfolio or an Underlying Fund to the risks of the real estate market. These risks can include fluctuations in the value of underlying properties; defaults by borrowers or tenants; market saturation; changes in general and local, regional or general economic conditions; decreases in market rates for rents; increases in vacancies, competition, property taxes, capital expenditures, or operating expenses; deterioration of the real estate market and the financial circumstances of tenants and sellers, environmental factors and other economic, political or regulatory occurrences affecting the real estate industry. REITs and foreign real estate companies may also be affected by risks similar to those associated with investment in debt securities, including changes in interest rates and the quality of credit extended. REITs and foreign real estate companies require specialized management and pay management expenses; may have less trading volume; may be subject to more abrupt or erratic price movements than the overall securities markets; may not qualify for preferential tax treatments or exemptions; and may invest in a limited number of properties, in a narrow geographic area, or in a single property type, which increases the risk that the portfolio could be unfavorably affected by the poor performance of a single investment or investment type. The failure of a company to qualify as a REIT could have adverse consequences for a Portfolio, including significantly reducing return to a Portfolio on its investment in such company.

In the event of a default of an underlying borrower or lessee, a REIT could experience delays in enforcing its rights as a mortgagee or lessor and may incur substantial costs associated with protecting its investments. In addition, defaults on or sales of investments the REIT holds could reduce the cash flow needed to make distributions to investors. Furthermore, investments in REITs and foreign real estate companies may involve duplication of management fees and certain other expenses, as the Fund indirectly bears its proportionate share of any expenses paid by REITs and foreign real estate companies in which it invests.

FUND OF FUNDS RISK. To the extent that a Portfolio's or an Underlying Fund's exposure is achieved through investments in Underlying Funds, the Portfolio's performance will depend on such funds and it will be subject to the risks of the Underlying Funds. There can be no assurance that the Underlying Funds will achieve their investment objectives, and their performance may be lower than their represented asset classes. The Underlying Funds may change their investment objectives, policies or practices without the approval of the Portfolios or the Underlying Fund, which may cause the Portfolio or the Underlying Fund to withdraw its investments therein at a disadvantageous time.

MORTGAGE- AND ASSET-BACKED SECURITIES RISK. Certain Underlying Funds may invest in mortgage and asset-backed securities that are subject to prepayment or call risk, which is the risk that the borrower's payments may be received earlier or later than expected due to changes in prepayment rates on underlying loans. Faster prepayments often happen when interest rates are falling. As a result, the Underlying Fund may reinvest these early payments at lower interest rates, thereby reducing the Underlying Fund's income. Conversely, when interest rates rise, prepayments may happen more slowly, causing the security to lengthen in duration. Longer duration securities tend to be more volatile as the value of most mortgage- and asset-backed securities tends to vary inversely with changes in interest rates (*i.e.*, as interest rates increase, the value of the securities decrease). Securities may be prepaid at a price less than the original purchase value.

The risks associated with mortgage-backed securities are elevated in distressed economic, market, health and labor conditions, notably, increased levels of unemployment, delays and delinquencies in payments of mortgage and rent obligations, and uncertainty regarding the effects and extent of government intervention with respect to mortgage payments and other economic matters.

Delinquencies, defaults and losses on residential mortgage loans may increase substantially over certain periods, including periods of rising interest rates, which may affect the performance of the mortgage-backed securities in which a Portfolio may invest. Mortgage loans backing non-agency mortgage-backed securities are more sensitive to economic factors that could affect the ability of borrowers to pay their obligations under the mortgage loans backing these securities. In addition, housing prices and appraisal values in many states and localities over certain periods have declined or stopped appreciating. A sustained decline or an extended flattening of those values may result in additional increases in delinquencies and losses on mortgage-backed securities generally (including the mortgage-backed securities that the Portfolio may invest in as described above). Adverse changes in market conditions and regulatory climate may reduce the cash flow which a Portfolio, to the extent it invests in mortgage-backed securities or other asset-backed securities, receives from such securities and increase the incidence and severity of credit events and losses in respect of such securities. In the event that interest rate spreads for mortgage-backed securities and other asset-backed securities widen following the purchase of such assets by a Portfolio, the market value of such securities is likely to decline and, in the case of a substantial spread widening, could decline by a substantial amount. Furthermore, adverse changes in market conditions may result in reduced liquidity in the market for mortgage-backed securities and other asset-backed securities (including the mortgage-backed securities and other asset-backed securities in which a Portfolio may invest) and an unwillingness by banks, financial institutions and investors to extend credit to servicers, originators and other participants in the market for mortgage-backed and other asset-backed securities. As a result, the liquidity and/or the market value of any mortgage-backed or asset-backed securities that are owned by a Portfolio may experience declines after they are purchased by a Portfolio.

BONDS/FIXED INCOME SECURITIES. If a security is given different ratings by different nationally recognized statistical rating organizations, the Manager and/or the Portfolios' adviser considers the security's rating to be the highest rating of the ratings.

INVESTMENTS IN MUTUAL FUNDS RISK. Certain Portfolios may invest in Underlying Funds as a primary strategy, so a Portfolio's performance is directly related to the performance of the Underlying funds. A Portfolio's net asset value will change with the value of the Underlying Funds and changes in the markets where the Underlying Funds invest. Because the Manager or its affiliates provide services to and receive fees, including supervision fees, from some of the Saratoga Funds, some of the investments in a Portfolio benefit the Manager and/or its affiliates. In addition, a Portfolio may hold a significant percentage of the shares of an Underlying Fund.

As a result, a Portfolio's investments in an Underlying Fund may create a conflict of interest because a situation could occur where an action for a Portfolio could be adverse to the interest of an Underlying Fund or vice versa.

LIQUIDITY RISK. Certain Portfolios may hold illiquid securities that it is unable to sell at the preferred time or price and could lose its entire investment in such securities. Illiquidity can result because of a reduction in market trading volume, an inability to find a buyer, or legal restrictions on the securities' resale. Investments with an active trading market or that the Manager and/or Sub-Adviser otherwise deems liquid could become illiquid before the Portfolio can exit its positions. The Portfolio may also make investments that may become less liquid in response to market developments or adverse investor perceptions. Investments that are illiquid or that trade in lower volumes may be more difficult to value.

When there is no willing buyer and investments cannot be readily sold at the desired time or price, the Portfolio may have to accept a lower price or may not be able to sell the security or instrument at all and could lose its entire investment in such investments. Investments in foreign securities, particularly those of issuers located in emerging market countries, tend to have greater exposure to liquidity risk than domestic securities. In unusual market conditions, including periods of rapid interest rate changes, even normally liquid securities may be affected by a degree of liquidity risk (i.e., if the number and capacity of traditional market participants is reduced). The liquidity of the Portfolio's assets may change over time.

Liquidity risk also refers to the risk that the Portfolio will not be able to pay redemption proceeds in time or without significant dilution to remaining investors' interests. This may occur for reasons including unusual market conditions, declining prices of the securities sold, and/or an unusually high volume of redemption requests.

COMMON STOCK RISK. Certain Underlying Funds invest their net assets in common stocks. Common stocks represent an ownership interest in a company. Common stocks are more volatile and more risky than some other forms of investment. Therefore, the value of your investment in the Portfolio may sometimes decrease instead of increase. Common stock prices fluctuate for many reasons, including changes in investors' perceptions of the financial condition of an issuer, the general condition of the relevant stock market or when political or economic events affecting the issuer occur.

In addition, common stock prices may be sensitive to rising interest rates, as the costs of capital rise for issuers.

The common stocks in which an Underlying Fund invests are structurally subordinated to preferred securities, bonds and other debt instruments in a company's capital structure in terms of priority to corporate income and assets and, therefore, will be subject to greater risk than the preferred securities or debt instruments of such issuers.

U.S. GOVERNMENT SECURITIES RISK. U.S. government-sponsored enterprises are not backed by the full faith and credit of the U.S. government. There is the risk that the U.S. government will not provide financial support to such U.S. government agencies, instrumentalities or sponsored enterprises if it is not obligated to do so by law. Certain U.S. government securities purchased by the Portfolio, such as those issued by Fannie Mae and Freddie Mac, are not backed by the full faith and credit of the United States. The maximum potential liability of the issuers of some U.S. government securities held by the Portfolio may greatly exceed their current resources, including their legal right to support from the Treasury. It is possible that these issuers will not have the funds to meet their payment obligations in the future.

EQUITY SECURITIES RISK. Certain Portfolios are subject to risks associated with investing in equity securities, including market risk, issuer risk, price volatility risks and market trends risk. A Portfolio's ability to achieve its investment objective may be affected by the risks attendant to any investment in equity securities.

EXCHANGE-TRADED NOTE ("ETN") RISK. Generally, ETNs are structured as senior, unsecured notes in which an issuer such as a bank agrees to pay a return based on the target commodity index less any fees. ETNs are synthetic instruments that allow individual investors to have access to derivatives linked to commodities and assets such as oil, currencies and foreign stock indexes. ETNs combine certain aspects of bond and ETFs. Similar to ETFs, ETNs are traded on a major exchange (e.g., the New York Stock Exchange ("NYSE")) during normal trading hours. There may be restrictions on the Portfolio's right to redeem its investment in an ETN, which is meant to be held until maturity. The Portfolio's decision to sell its ETN holdings may be limited by the unavailability of a secondary market. At maturity, the issuer pays to the investor a cash amount equal to the principal amount, subject to the day's index factor. ETN returns are based upon the performance of a market index minus applicable fees. ETNs are subject to the credit risk of the issuer, and the value of the ETN may drop due to a downgrade in the issuer's credit rating, despite the underlying market benchmark or assets remaining unchanged. The value of an ETN may also be influenced by time to maturity, level of supply and demand for the exchange-traded note, volatility and lack of liquidity in the underlying market, changes in the applicable interest rates and economic, legal, political or geographic events that affect the referenced underlying market or assets. ETNs are also subject to the risk that the other party to the contract will not fulfill its contractual obligations, which may cause losses or additional costs to the Portfolio. When a Portfolio invests in exchange-traded notes it will bear its proportionate share of any fees and expenses borne by the ETN, which may cause the Portfolio's operating expenses to be higher and its performance to be lower.

RISK ASSOCIATED WITH THE PORTFOLIO HOLDING CASH. A Portfolio will generally hold a portion of its assets in cash, primarily to meet redemptions. Cash positions may hurt performance and may subject a Portfolio to additional risks and costs, such as increased exposure to the custodian bank holding the assets and any fees imposed for large cash balances.

TRANSACTIONS RISK. A Portfolio could experience a loss and its liquidity may be negatively impacted when selling securities to meet redemption requests. The risk of loss increases if the redemption requests are unusually large or frequent or occur in times of overall market turmoil or declining prices. Similarly, large purchases of Portfolio shares may adversely

affect the Portfolio's performance to the extent that the Portfolio is delayed in investing new cash and is required to maintain a larger cash position than it ordinarily would.

Principal Risks of Investing in the Asset Allocation Portfolios

In addition to the Principal Risks above, the Asset Allocation Portfolios are subject to the following Principal Risks:

BONDS/FIXED INCOME SECURITIES. If a security is given different ratings by different nationally recognized statistical rating organizations, the Asset Allocation Portfolios' adviser considers the security's rating to be the highest rating of the ratings. The Portfolios do not seek to maintain a set duration with respect to their investments in fixed income investments and any duration target may change. The Underlying Funds may target a range of durations in connection with their investment strategies. Duration is a measure of price sensitivity of a debt security or a portfolio of debt securities to relative changes in interest rates. For instance, a duration of "five years" means that a security's or portfolio's price would be expected to decrease by approximately 5% with a 1% increase in interest rates (assuming a parallel shift in yield curve).

SOVEREIGN DEBT RISK. A Portfolio may invest in securities issued or guaranteed by foreign governmental entities (known as sovereign debt securities). The governmental authority that controls the repayment of sovereign debt may be unwilling or unable to repay the principal and/or interest when due in accordance with the terms of such securities due to: cash flow problems; the extent of its foreign currency reserves; the availability of sufficient foreign exchange on the date a payment is due; the relative size of the debt service burden to the economy as a whole; the general economic environment of a country; the government debtor's policy towards the International Monetary Fund and the political and social constraints to which a government debtor may be subject. Holders of sovereign debt may be requested to participate in the rescheduling of such debt and to extend further loans to governmental entities. If an issuer of sovereign debt defaults on payments of principal and/or interest, the Portfolio may have limited legal recourse against the issuer and/or guarantor. In certain cases, remedies must be pursued in the courts.

ISSUER RISK. The value of an issuer's securities that are held in an Underlying Fund's portfolio may decline for a number of reasons which directly relate to the issuer, such as management performance, financial leverage and reduced demand for the issuer's goods and services.

ALTERNATIVE INVESTMENT RISK. Certain Asset Allocation Funds may use alternative investment strategies. Alternative investment strategies, which may include, but are not limited to, investing in or having exposure to real estate, commodities, foreign currency, natural resources, MLP and other non-traditional investments, or following event-driven, macro, long-short, market neutral, merger arbitrage, or other tactical investment strategies, may involve complex security types or transactions and/or focus on narrow segments of the market, which may increase and/or magnify the overall risks and volatility associated with these strategies.

COUNTERPARTY RISK. Individually negotiated or OTC derivative instruments in which an Underlying Fund may invest such as OTC swaps and options, are subject to counterparty risk, which is the risk that the other party to a contract will not fulfill its contractual obligations, which may cause losses or additional costs to the Underlying Fund.

COMMODITIES RISK. An Underlying Fund or its subsidiary may invest in commodity-linked investments that may subject it to greater volatility than investments in traditional securities. The commodities markets may fluctuate widely based on a variety of factors, including changes in overall market movements, domestic and foreign political and economic events and policies, war, acts of terrorism, changes in domestic or foreign interest rates and/or investor expectations concerning interest rates, domestic and foreign inflation rates and investment and trading activities of mutual funds, hedge funds and commodities funds. Prices of various commodities may also be affected by factors such as drought, floods, weather, livestock disease, embargoes, tariffs and other regulatory developments. The prices of commodities can also fluctuate widely due to supply and demand disruptions in major producing or consuming regions. Also, ETFs and certain other commodity-linked derivative investments may subject the Underlying Fund and its subsidiary to leveraged market exposure for commodities.

HEDGE FUND RISK. Certain Underlying Funds may invest in private investment funds, or "hedge funds," which pursue alternative investment strategies. Certain investment instruments and techniques that a hedge fund may use are speculative and involve a high degree of risk. Because of the speculative nature of a hedge fund's investments and trading strategies, the Underlying Fund may suffer a significant or complete loss of its invested capital in one or more hedge funds. In addition to the Underlying Fund's direct fees and expenses, shareholders will also bear, indirectly, fees and expenses charged by the underlying hedge funds, which are often greater than the Underlying Fund's fees and expenses. In addition, interests in a hedge fund are typically less liquid than shares of a registered investment companies such as an Underlying Fund and, therefore, the Underlying Fund may be unable to sell its shares in the hedge fund at a desirable time or price.

MLP RISK. Certain Underlying Funds invest in master limited partnerships (“MLPs”) An MLP is a public limited partnership or limited liability company. Although the characteristics of MLPs closely resemble a traditional limited partnership, a major difference is that MLPs may trade on a public exchange or in the over-the-counter market. The ability to trade on a public exchange or in the over-the-counter market provides a certain amount of liquidity not found in many limited partnership investments. However, MLP interests may be less liquid than conventional publicly traded securities. The risks of investing in an MLP are similar to those of investing in a partnership, including more flexible governance structures, which could result in less protection for investors than investments in a corporation.

The managing general partner of an MLP may receive an incentive allocation based on increases in the amount and growth of cash distributions to investors in the MLP. This method of compensation may create an incentive for the managing general partner to make investments that are riskier or more speculative than would be the case in the absence of such compensation arrangements. Investors in an MLP would normally not be liable for the debts of the MLP beyond the amount that the investor has contributed but investors may not be shielded to the same extent that a shareholder of a corporation would be. In addition, MLP distributions may be reduced by fees and other expenses incurred by the MLP. Investments in MLPs may involve duplication of management fees and certain other expenses, as the Portfolio indirectly bears its proportionate share of any expenses paid by MLPs in which it invests. Such expenses are not reflected in the above fee table. MLPs are generally considered interest-rate sensitive investments. During periods of interest rate volatility, these investments may not provide attractive returns.

Certain MLPs may operate in, or have exposure to, the energy sector. The energy sector can be significantly affected by changes in the prices and supplies of oil and other energy fuels, energy conservation, the success of exploration projects and tax and other government regulations, policies of the Organization of Petroleum Exporting Countries (OPEC) and relationships among OPEC members and between OPEC and oil importing nations.

MLP TAX RISK. MLPs generally do not pay U.S. federal income tax at the partnership level. Rather, each partner is allocated a share of the partnership’s income, gains, losses, deductions and expenses. A change in current tax law, or a change in the underlying business mix of a given MLP, could result in an MLP being treated as a corporation for U.S. federal income tax purposes, which would result in such MLP being required to pay U.S. federal income tax on its taxable income. The classification of an MLP as a corporation for U.S. federal income tax purposes would have the effect of reducing the amount of cash available for distribution by the MLP. Thus, if any of the MLPs owned by the Underlying Fund were treated as corporations for U.S. federal income tax purposes, it could result in a reduction in the value of the Portfolio’s investment in the Underlying Fund and lower income.

Distributions from an MLP in excess of the Underlying Fund’s basis in the MLP will generally be treated as capital gain. However, a portion of the gain may instead be treated as ordinary income to the extent attributable to certain assets held by the MLP the sale of which would produce ordinary income. To the extent a distribution received by the Underlying Fund from an MLP is treated as a return of capital, the Underlying Fund’s adjusted tax basis in the interests of the MLP may be reduced, which will result in an increase in an amount of income or gain (or decrease in the amount of loss) that will be recognized by the Underlying Fund for tax purposes upon the sale of any such interests or upon subsequent distributions in respect of such interests. Furthermore, any return of capital distribution received from the MLP may require the Underlying Fund (and thus a Portfolio) to restate the character of its distributions and amend any shareholder tax reporting previously issued.

PRIVATE EQUITY RISK. Certain Underlying Funds may invest in instruments that provide exposure to private equity strategies, including direct or indirect investments in mezzanine debt and leveraged buyout strategies. The risks an Underlying Fund may face when investing in private equity-related investments, including the possible illiquidity of such investments and the risk that the companies in which a private equity firm invests its capital do not survive (which would decrease the value of the firm or the fund it creates and, consequently, the value of the Underlying Fund’s private equity-related investments). Investments in private equity instruments are subject to additional risks, including liquidity risk, valuation risk, legal and regulatory risks and tax risk. Private equity-related investments may include illiquid securities that the Portfolio is unable to sell at the preferred time or price and could lose its entire investment in such securities.

Private equity-related investments are subject to valuation risk partly because there is little or no publicly available information about private companies. These instruments are usually highly illiquid and may have restrictions on redemptions. In addition, recent economic events have given rise to a political climate that may result in private equity investments becoming subject to increased regulatory scrutiny and/or entirely new legal, tax or regulatory regimes both within the United States and in other countries in which the Portfolio may directly or indirectly invest. The Portfolio’s private equity-related investments may be adversely affected as a result of new or revised legislation, or regulations imposed by the Securities and Exchange Commission (“SEC”), Commodity Futures Trading Commission (“CFTC”),

Internal Revenue Service (“IRS”), Federal Reserve, other U.S. or non-U.S. tax or governmental regulatory authorities or self-regulatory organizations that supervise the financial markets.

Structurally, mezzanine debt usually ranks subordinate in priority of payment to senior debt, such as senior bank debt, and are often unsecured. However, mezzanine loans rank senior to common and preferred equity in a borrower’s capital structure. Mezzanine debt is often used in leveraged buyout and real estate finance transactions. Due to the higher risk profile and often less restrictive covenants of mezzanine loans as compared to senior loans, mezzanine loans sometimes earn a higher return than senior secured loans. Typically, mezzanine debt has elements of both debt and equity instruments, offering fixed returns in the form of interest payments associated with senior debt, while providing lenders an opportunity to participate in the capital appreciation of a borrower, if any, through an equity interest. This equity interest typically takes the form of warrants.

LEVERAGE RISK. Leverage exists when an Underlying Fund purchases or sells an instrument or enters into a transaction without investing cash in an amount equal to the full economic exposure of the instrument or transaction. Such instruments may include, among others, written options and other derivatives.

To the extent that an Underlying Fund is not able to close out a leveraged position because of market illiquidity, the Underlying Fund’s liquidity may be impaired. In such cases, the Underlying Fund may be required to liquidate positions when it may not be advantageous to do so. Leveraging may cause an Underlying Fund to be more volatile because it may exaggerate the effect of any increase or decrease in the value of the Underlying Fund’s portfolio securities. There can be no assurance that an Underlying Fund’s leverage strategies will be successful. Certain investments, such as ETFs, may include “embedded” leverage, which means the ETF pays a return linked to a multiple of the performance of an underlying index, securities basket or other reference asset. These investments may be more volatile than investments in unlevered securities, which may increase the volatility of an Underlying Fund, and thus a Portfolio.

QUANTITATIVE STRATEGY RISK. Certain Underlying Funds may use quantitative mathematical models that rely on patterns inferred from historical prices and other financial data in evaluating prospective investments. However, most quantitative models cannot fully match the complexity of the financial markets and therefore sudden unanticipated changes in underlying market conditions can significantly impact the performance of the Underlying Fund. Further, as market dynamics shift over time, a previously highly successful model may become outdated. Moreover, there are an increasing number of market participants who rely on quantitative mathematical models. These models may be similar to those used by the Underlying Fund, which may result in a substantial number of market participants taking the same action with respect to an investment and some of these market participants may be substantially larger than the Underlying Fund.

SHORT SALES RISK. Short sales involve selling a security the Portfolio does not own in anticipation that the security’s price will decline. If an Underlying Fund sells short a security that it does not own and the security increases in value, the Underlying Fund will pay a higher price to repurchase the security and thereby incur a loss. A short position in a security poses more risk than holding a long position in the same security. It is possible that the market value of the securities the Underlying Fund holds in long positions will decline at the same time that the market value of the securities the Portfolio has sold short increases, thereby increasing the Underlying Fund’s potential volatility. The more the Underlying Fund pays, the more it will lose on the transaction, which adversely affects its share price. The loss on a long position is limited to what the Underlying Fund originally paid for the security together with any transaction costs. As there is no limit on how much the price of the security can increase, the Underlying Fund’s exposure is theoretically unlimited.

In order to establish a short position in a security, the Underlying Fund must borrow the security from a broker. The Underlying Fund may not always be able to borrow a security the Underlying Fund seeks to sell short at a particular time or at an acceptable price. As such, there is a risk that the Underlying Fund may be unable to implement its investment strategy due to a lack of available securities or for other reasons. The Underlying Fund normally closes a short sale of securities that it does not own by purchasing an equivalent number of shares of the borrowed security on the open market and delivering them to the broker. The Underlying Fund may not always be able to complete or “close out” the short position by replacing the borrowed securities at a particular time or at an acceptable price. The Underlying Fund may be prematurely forced to close out a short position if the broker demands the return of the borrowed security. The Portfolio incurs a loss if the Underlying Fund is required to buy the security at a time when the security has appreciated in value from the date of the short sale.

The Underlying Fund will incur increased transaction costs when selling securities short. In addition, taking short positions results in a form of leverage which may increase the volatility of the Underlying Fund.

SUBSIDIARY RISK. Certain Underlying Funds may invest through a wholly-owned subsidiary (the “Cayman Subsidiary”). The Cayman Subsidiary, unlike the Underlying Fund, may invest without limitation in commodity-linked derivatives. By investing in the Cayman Subsidiary, the Underlying Fund is indirectly exposed to the risks associated with

the subsidiary's investments. The derivatives and other investments held by the Cayman Subsidiary are generally similar to those that are permitted to be held by the Underlying Fund and are subject to the same risks that apply to similar investments if held directly by the Underlying Fund. There can be no assurance that the investment objective of the Cayman Subsidiary will be achieved. The Cayman Subsidiary is not registered under 1940 Act and, unless otherwise noted in this Prospectus, is not subject to all the investor protections of the 1940 Act. Accordingly, the Underlying Fund, as the sole investor in the Cayman Subsidiary, will not have all of the protections offered to investors in registered investment companies. In addition, changes in the laws of the United States and/or the Cayman Islands could result in the inability of the Underlying Fund and/or the Cayman Subsidiary to operate as described in the Underlying Fund's prospectus and the statement of additional information and could adversely affect the Cayman Subsidiary and the Underlying Fund and its shareholders, including a Portfolio. For example, Cayman Islands law does not currently impose any income, corporate or capital gains tax, estate duty, inheritance tax or withholding tax on the subsidiary. If this were to change, the subsidiary may have to pay such taxes and Underlying Fund shareholders will experience decreased returns.

Additionally, as a regulated investment company, each Underlying Fund must derive at least 90% of its gross income for each taxable year from sources treated as qualifying income under the Internal Revenue Code of 1986, as amended (the "Internal Revenue Code"). Each Underlying Fund that invests in a Cayman Subsidiary expects to treat the income it derives from the Cayman Subsidiary as qualifying income based on the principles underlying a number of private letter rulings provided to third-parties not associated with the Underlying Fund. However, an Underlying Fund is not able to rely on private letter rulings issued to other taxpayers. Additionally, the IRS recently issued final regulations that would generally treat an Underlying Fund's income inclusion with respect to a Cayman Subsidiary as qualifying income either if (A) there is a distribution out of the earnings and profits of the Cayman Subsidiary that are attributable to such income inclusion or (B) such inclusion is derived with respect to the Underlying Fund's business of investing in stock, securities, or currencies. Each Underlying Fund intends to treat the income it derives from a Cayman Subsidiary as qualifying income. However, each Underlying Fund has not received a private letter ruling, and the Underlying Fund is not able to rely on private letter rulings issued to other taxpayers. If, contrary to a number of private letter rulings issued by the IRS to third-parties, the IRS were to determine such income is nonqualifying, an Underlying Fund might fail to satisfy the income requirement. Additionally, each Underlying Fund intends to limit its investment in a Cayman Subsidiary to no more than 25% of the value of the Underlying Fund's total assets in order to satisfy the asset diversification requirement.

UNDERLYING POOLS RISK. Underlying Pools are subject to investment advisory and other expenses, which will be indirectly paid by the Portfolio as an investor in swaps whose returns are based on the returns of Underlying Pools. As a result, the cost of investing in the Portfolio may be higher than the cost of investing directly in an Underlying Pool. The Underlying Pools will pay management fees, brokerage commissions and operating expenses, and may also pay performance-based fees to each Underlying Pool manager, which may be reflected in the return earned by the Portfolio on swaps based on Underlying Pools. Underlying Pools are subject to specific risks, depending on the nature of the fund. There is no guarantee that any of the trading strategies used by the managers retained by an Underlying Pool will be profitable or avoid losses and, therefore, that the Portfolio's investments based on these Underlying Pools will not lose money. The Underlying Pools on which a portion of the Portfolio's returns will be based are not registered investment companies and, therefore, will not be subject to the same controls and regulatory protections as registered investment companies.

Shares of the Portfolios are not bank deposits and are not guaranteed or insured by the Federal Deposit Insurance Corporation or any other government agency.

ADDITIONAL INVESTMENT STRATEGIES AND RISKS

Additional Investment Strategies for the Saratoga Portfolios

As an additional non-principal investment strategy, the Portfolios may invest in individual securities and exchange-traded notes ("ETNs").

SECURITIES LENDING. Each Portfolio, except the U.S. Government Money Market Portfolio, may lend its portfolio securities to brokers, dealers and other financial institutions desiring to borrow securities to complete transactions and for other purposes. In connection with such loans, a Portfolio receives liquid collateral equal to at least 102% of the value of the portfolio securities being lent. This collateral is marked to market on a daily basis. A Portfolio may lend its portfolio securities in an amount up to 33 1/3% of its total assets.

Securities lending involves the risk that a Portfolio may lose money because the borrower of the loaned securities fails to return the securities in a timely manner or at all. A Portfolio could also lose money in the event of a decline in the value of the collateral provided for the loaned securities or a decline in the value of any investments made with cash collateral. These events, and securities lending in general, could trigger adverse tax consequences for a Portfolio and its investors. For

example, if a Portfolio loans its securities, the Portfolio and its investors may lose the ability to treat certain Portfolio distributions associated with those securities as qualified dividend income.

Additional Investment Strategies for the Asset Allocation Portfolios

When the Manager believes market conditions are unfavorable, the Manager may attempt to “hedge” a Portfolio with defensive positions and strategies using derivative instruments (e.g., exchange-traded futures and options, and other derivatives such as swaps, options on swaps, and caps and floors).

A Portfolio is not required to use hedging and may choose not to do so even in unfavorable conditions. As an additional non-principal investment strategy, the Portfolios may invest in individual securities and exchange-traded notes.

General Investment Policies of the Asset Allocation Portfolios

Temporary or Cash Investments. Under normal market conditions, the Portfolios will stay fully invested according to their principal investment strategies as noted above. The Portfolios, however, may temporarily depart from their principal investment strategies by making short-term investments in cash, cash equivalents and high-quality, short-term debt securities and money market instruments, including affiliated and unaffiliated instruments, for temporary defensive purposes in response to adverse conditions, including adverse market, economic or political conditions, amongst others. This may result in the Portfolios not achieving their investment objectives during that period. To the extent that the Portfolios use a money market fund for their cash position, there will be some duplication of expenses because the Portfolios would bear their *pro rata* portion of such money market fund’s advisory fees and operational expenses.

Change in Investment Objective and Strategies. Each Portfolio’s investment objective and strategies, including the principal investment strategies are non-fundamental and may be changed by the Board without the approval of the Portfolio’s shareholders.

Additional Risk Information (Asset Allocation Portfolios only)

While the Portfolios intend to primarily allocate their assets to investments in the Underlying Funds, a Portfolio may be exposed to the investment risks described above under “Principal Investment Risks” to the extent such Portfolio directly invests in individual securities and ETNs.

PORTFOLIO HOLDINGS

A description of the Portfolios’ policies and procedures with respect to the disclosure of each of the Portfolios’ securities is available in the Trust’s Statement of Additional Information.

The Trust discloses each Portfolio’s top holdings on a calendar quarter basis with a one to three-week lag on its public website until they are included in the Trust’s next shareholder report or quarterly report. Each Portfolio will make available complete month-end portfolio holdings information with a 30-day lag. Such information can be obtained by calling 1-800-807-FUND.

In addition, you may obtain complete Portfolio holdings information or other disclosure of holdings as required by applicable legal or regulatory requirements on a fiscal quarterly basis within two months after the end of the fiscal period by calling 1-800-807-FUND.

MANAGEMENT OF THE PORTFOLIOS

The Manager

Saratoga Capital Management, LLC (“SCM”), a registered investment adviser, serves as the Trust’s Manager and is located at 12725 W. Indian School Road, Suite E-101, Avondale, Arizona 85392. The Manager is a Delaware limited liability company. As of September 30, 2023, the Manager had approximately \$138.7 million in assets under management. The Manager and the Trust have obtained an exemptive order (the “Order”) from the SEC that permits the Manager to enter into investment advisory agreements with advisers without obtaining shareholder approval. The Manager, subject to the review and approval of the Board of Trustees of the Trust, may select Advisers for each Portfolio and supervises and monitors the performance of each Adviser.

The Order also permits the Manager, subject to the approval of the Trustees, to replace investment advisers or amend investment advisory agreements, including fees, without shareholder approval whenever the Manager and the Trustees believe such action will benefit a Portfolio and its shareholders. This means that the Manager can reduce the sub-advisory fees and retain a larger portion of the management fee, or increase the sub-advisory fees and retain a smaller portion of the management fee. Pursuant to the Order, the Manager or the Adviser is not required to disclose its contractual fee arrangements with any sub-adviser. The Manager compensates each Adviser out of its management fee.

The total amount of investment management fees payable by each Portfolio to the Manager may not be changed without shareholder approval. The management fee for each Portfolio is computed daily and paid monthly at the following annual percentage rates of the average daily net assets of the Portfolios:

<u>Portfolio</u>	<u>Management Fee</u>
Conservative Balanced Allocation Portfolio	0.90%
Moderately Conservative Balanced Allocation Portfolio	0.90%
Moderate Balanced Allocation Portfolio	0.90%
Moderately Aggressive Balanced Allocation Portfolio	0.90%
Aggressive Balanced Allocation Portfolio	0.90%
U.S. Government Money Market Portfolio	0.475%
Investment Quality Bond Portfolio	0.55%
Municipal Bond Portfolio	0.55%
Large Capitalization Value Portfolio	0.65%
Large Capitalization Growth Portfolio	0.65%
Mid Capitalization Portfolio	0.75%
Small Capitalization Portfolio	0.65%
International Equity Portfolio	0.75%
Health & Biotechnology Portfolio	1.25%
Technology & Communications Portfolio	1.25%
Financial Services Portfolio	1.25%
Energy & Basic Materials Portfolio	1.25%

Expense Reductions and Reimbursements and Net Expenses. The Trust and the Manager have entered into an Excess Expense Agreement (the “Expense Agreement”) effective January 1, 1999. In connection with the Expense Agreement, the Manager is currently voluntarily waiving all or a portion of its management fees and/or assuming certain other operating expenses of the Portfolios in order to maintain the expense ratios of each class of the Portfolios at or below predetermined levels (each, an “Expense Cap”). Under the terms of the Expense Agreement, fees waived and expenses paid by the Manager are subject to reimbursement by the relevant class of the Portfolio within three (3) years of the end of the fiscal year in which such management fees were waived or expenses were paid. Prior Board approval is required with respect to any such expense reimbursements. No reimbursement payment will be made by a Portfolio if it would result in that Portfolio exceeding its current Expense Cap. Acquired Fund Fees and Expenses are not considered in the calculation of the Expense Cap. The Expense Agreement can be terminated by either party, without penalty, upon 60 days’ prior notice. Currently, the Manager is voluntarily limiting total annual operating expenses of the Portfolios as follows:

<u>Portfolio</u>	<u>Expense Cap</u>
Large Capitalization Growth Portfolio	3.60%
Large Capitalization Value Portfolio	3.60%
Mid Capitalization Portfolio	3.60%
Small Capitalization Portfolio	3.60%
Investment Quality Bond Portfolio	2.90%
Municipal Bond Portfolio	2.90%
U.S. Government Money Market Portfolio	2.75%
International Equity Portfolio	3.90%
Health & Biotechnology Portfolio	4.00%
Technology & Communications Portfolio	4.00%
Financial Services Portfolio	4.00%
Energy & Basic Materials Portfolio	4.00%

Portfolio Expenses. Each Asset Allocation Portfolio is responsible for its own operating expenses. Pursuant to an Operating Expense Limitation Agreement between the Manager and the Asset Allocation Portfolios, the Manager has agreed to waive its management fees and/or pay expenses of the Portfolios to ensure that the total amount of Portfolio operating expenses (excluding front end and contingent deferred sales loads, leverage, interest and tax expenses, dividends and interest on short positions, brokerage commissions, expenses incurred in connection with any merger, reorganization or liquidation, extraordinary or non-routine expenses and Acquired Fund Fees and Expenses for a Portfolio) do not exceed 1.99% of a Portfolio’s average net assets for Class C shares through December 31, 2024, subject thereafter to annual re-approval of the agreement by the Board of Trustees (the “Expense Cap”). Any reduction in management fees or payment of expenses made by the Manager may be reimbursed by a Portfolio in subsequent fiscal years if the Manager so requests. This reimbursement may be requested if the aggregate amount actually paid by the Manager toward operating expenses for such fiscal year

(taking into account the reimbursement) does not exceed the applicable limitation on Portfolio expenses. The Manager is permitted to seek reimbursement from the Portfolios for management fees waived and/or expense payments made by the Manager within three (3) years of the end of the fiscal year in which such management fees were waived or expenses paid, as long as the reimbursement does not cause a Portfolio's operating expenses to exceed (i) the expense cap in place at the time the fees were waived or the expenses were incurred; or (ii) the current Expense Cap, whichever is less. Any such reimbursement will be reviewed and approved by the Board of Trustees. A Portfolio must pay its current ordinary operating expenses before the Manager is entitled to any reimbursement of management fees and/or expenses. This Operating Expense Limitation Agreement can be terminated during its term only by, or with the consent of, the Trust's Board of Trustees.

The Expense Cap in place for each Asset Allocation Portfolio is shown in the table below:

<u>Portfolio</u>	<u>Expense Cap</u>
Conservative Balanced Allocation Portfolio	1.99%
Moderately Conservative Balanced Allocation Portfolio	1.99%
Moderate Balanced Allocation Portfolio	1.99%
Moderately Aggressive Balanced Allocation Portfolio	1.99%
Aggressive Balanced Allocation Portfolio	1.99%

The Advisers

The following sets forth certain information about each of the Advisers:

SCM, a registered investment adviser, serves as the Trust's Manager and Adviser to the Conservative Balanced Allocation Portfolio, Moderately Conservative Balanced Allocation Portfolio, Moderate Balanced Allocation Portfolio, Moderately Aggressive Balanced Allocation Portfolio, Aggressive Balanced Allocation Portfolio, Investment Quality Bond Portfolio, Municipal Bond Portfolio and U.S. Government Money Market Portfolio. SCM, which is located at 12725 W. Indian School Road, Suite E-101, Avondale, Arizona 85392, had approximately \$138.7 million in assets under management as of September 30, 2023.

M.D. Sass, LLC ("M.D. Sass"), a registered investment adviser founded in 1972, serves as the Adviser to the Large Capitalization Value Portfolio. M.D. Sass is a privately-owned investment manager for family offices, high net worth individuals and institutional investors such as corporations, endowments and foundations. As of September 30, 2023, M.D. Sass advised accounts having assets of approximately \$2.0 billion. M.D. Sass is located at 55 West 46th Street, 28th Floor, New York, New York 10036.

Oak Associates *ltd.* ("Oak Associates"), a registered investment adviser, located at 3800 Embassy Parkway, Suite 310, Akron, Ohio 44333-8398, serves as the Adviser to the Health & Biotechnology Portfolio and the Technology & Communications Portfolio. Oak Associates advises mutual funds and other investors. As of September 30, 2023, Oak Associates had approximately \$1.4 billion in assets under management.

Smith Group Asset Management, LLC ("SGAM"), a registered investment adviser, located at 100 Crescent Court, Suite 1150, Dallas, Texas, 75201, serves as the Adviser to the Large Capitalization Growth Portfolio, Financial Services Portfolio, Energy & Basic Materials Portfolio and International Equity Portfolio. SGAM advises institutional, high net worth and mutual fund clients. SGAM managed assets of approximately \$2.3 billion as of September 30, 2023.

Vaughan Nelson Investment Management, L.P. ("Vaughan Nelson"), a registered investment adviser located at 600 Travis, Suite 3800, Houston, Texas 77002, serves as the Adviser to the Mid Capitalization Portfolio. With approximately \$14.9 billion of assets under management as of September 30, 2023, Vaughan Nelson provides investment services to foundations, endowments, institutions, corporate pension funds, mutual funds and families/individuals.

Zacks Investment Management, Inc. ("Zacks"), a registered investment adviser, serves as the Adviser to the Small Capitalization Portfolio. Zacks, located at 10 S. Riverside Plaza, Suite 1600, Chicago, Illinois 60606, is a wholly-owned subsidiary of Zacks Investment Research. Zacks acts as an investment manager for individuals and institutions. As of September 30, 2023, Zacks had approximately \$8.6 billion in assets under management.

A discussion regarding the basis for the Board of Trustees' approval of the Investment Management Agreement and the Advisory Agreements of the Portfolios in this Prospectus is available in the Portfolios' Annual Report to Shareholders for the fiscal year ended August 31, 2023.

Administration

The Bank of New York Mellon, located at 240 Greenwich Street, New York, New York 10286, is the custodian of the assets of the Trust.

Gemini Fund Services, LLC, located at 4221 North 203rd Street, Suite 100, Elkhorn, Nebraska 68022-3474, serves as the Trust's transfer agent (the "Transfer Agent").

Gemini Fund Services, LLC, located at 4221 North 203rd Street, Suite 100, Elkhorn, Nebraska 68022-3474, provides administrative (including custody administration) and fund accounting services to the Trust. As such, they manage the administrative affairs of the Trust, calculate the NAV of the shares of each Portfolio, and create and maintain the Trust's required financial records.

SHAREHOLDER INFORMATION

Pricing of Portfolio Shares

The price of shares of each Portfolio called "net asset value" or "NAV" is based on the value of the Portfolio's investments. The NAV per share of each Portfolio is determined once daily at the close of trading on the NYSE (typically 4:00 p.m. Eastern Time) ("Valuation Time") on each day that the NYSE is open. Shares will not be priced on days that the NYSE is closed.

Generally, a Portfolio's securities are valued each day at the last quoted sales price on each security's primary securities exchange. Securities traded or dealt in upon one or more securities exchanges (whether domestic or foreign, and including the National Association of Securities Dealers' Automated Quotation System ("NASDAQ")) for which market quotations are readily available and not subject to restrictions against resale shall be valued at the last quoted sales price on the primary securities exchange (or in the case of NASDAQ securities, at the NASDAQ Official Closing Price) or, in the absence of a sale on the primary exchange, at the mean between the current bid and ask prices on the primary exchange. When a market price is not readily available, including circumstances under which the Manager or an Adviser determines that a security's market price is not accurate, a portfolio security is valued by a pricing committee at its fair value, as determined under procedures established by the Trust's Board of Trustees. In these cases, the Portfolio's NAV will reflect certain portfolio securities' fair value rather than their market price.

All securities held by the U.S. Government Money Market Portfolio and debt securities with remaining maturities of sixty days or less at the time of purchase may be valued at amortized cost. The amortized cost valuation method involves valuing a debt obligation in reference to its cost rather than market forces.

Securities traded on a foreign exchange which has not closed by the Valuation Time or for which the official closing prices are not available at the time the NAV is determined may use alternative market prices provided by a pricing service. In addition, with respect to securities that primarily are listed on a foreign exchange, when an event occurs after the close of a foreign exchange that is likely to have changed the value of the foreign securities (for example, a percentage change in value of one or more U.S. securities indices in excess of specified thresholds), such securities will be valued at their fair value, as determined under procedures established by the Trust's Board of Trustees. Securities also may be fair valued in the event of a development affecting a country or region or an issuer-specific development, which is likely to have changed the value of the security. To the extent a Portfolio invests in ETFs, such Portfolio's NAV is calculated, in relevant part, based upon the NAV of such ETFs (which are registered open-end management investment companies). The prospectuses for these ETFs explain the circumstances under which they will use fair value pricing and the effects of using fair value pricing. Fair value pricing involves subjective judgments and it is possible that the fair value determined for a security is materially different than the value that could be realized upon the sale of that security.

Purchase of Shares

Purchase of shares of a Portfolio must be made through a Financial Intermediary having a sales agreement with Northern Lights Distributors, LLC, the Trust's distributor (the "Distributor"), or through a broker or intermediary designated by that Financial Intermediary, or directly through the Transfer Agent. Shares of a Portfolio are available to participants in Consulting Programs and to other investors and investment advisory services. Purchase requests received by the Trust in good order prior to the close of regular trading on the NYSE will be effected at the NAV per share determined on that day. Requests received after the close of regular trading will receive the NAV per share determined on the following business day. A purchase order is deemed to be received by the Trust when it is received in good order by the Transfer Agent or by a Financial Intermediary, or a broker or intermediary designated by a Financial Intermediary, authorized to accept purchase orders on behalf of the Trust. The Portfolios, however, reserve the right, in their sole discretion, to reject any application to purchase shares. Make all checks payable to a Portfolio. Applications will not be accepted unless they are accompanied by

a check drawn on a U.S. bank, thrift institution, or credit union in U.S. funds for the full amount of the shares to be purchased. The Portfolios do not accept payment in cash, including cashier's checks or money orders. Also, to prevent check fraud, the Portfolios will not accept third party checks, U.S. Treasury checks, credit card checks, or starter checks for the purchase of shares. Redemption of shares of a Portfolio purchased by check may be subject to a hold period until the check has been cleared by the issuing bank. To avoid such holding periods, shares may be purchased through a broker or by wire, as described in this section.

Current shareholders may purchase additional shares via Automated Clearing House ("ACH"). To have this option added to your account, please send a letter to the Portfolio requesting this option and supply a voided check for the bank account. Only bank accounts held at domestic institutions that are ACH members may be used for these transactions. You may not use ACH transactions for your initial purchase of Portfolio shares. ACH purchases will be effective at the closing price per share on the business day after the order is placed. The Trust may alter, modify or terminate this purchase option at any time.

The Trust is designed to help investors to implement an asset allocation strategy to meet their individual needs as well as select individual investments within each asset category among the myriad choices available. The Trust offers several classes of shares to investors designed to provide them with the flexibility of selecting an investment best suited to their needs. Not all share classes may be available for purchase in all states. For more information regarding the purchase of shares, contact the Trust at 1-800-807-FUND.

Note: Gemini Fund Services, LLC, the Portfolios' Transfer Agent, will charge a \$25 fee against a shareholder's account, in addition to any loss sustained by the Portfolios, for any check or electronic payment returned to the Transfer Agent for insufficient funds.

Information regarding transaction processing and the establishment of new accounts should be sent to:

<u>via Regular Mail</u>	<u>via Overnight Mail</u>
The Saratoga Advantage Trust c/o Gemini Fund Services, LLC P.O. Box 541150 Omaha, NE 68154	The Saratoga Advantage Trust c/o Gemini Fund Services, LLC 4221 North 203rd Street, Suite 100 Elkhorn, Nebraska 68022-3474

If you wish to wire money to make a subsequent investment in a Portfolio, contact the Trust at 1-800-807-FUND to receive wiring instructions and to notify the Trust that a wire transfer is coming. Any commercial bank can transfer same-day funds by wire. The Trust will normally accept wired funds for investment on the day of receipt provided that such funds are received by the Trust's designated bank before the close of regular trading on the NYSE. Your bank may charge you a fee for wiring same-day funds.

PURCHASE OF SHARES IN GOOD ORDER. All purchase requests directly through the Transfer Agent must be received by the Transfer Agent in "good order." This means that your request must include:

- The Portfolio and account number.
- The amount of the transaction (in dollars or shares).
- Accurately completed orders.
- Any supporting legal documentation that may be required.

If you are purchasing shares through a Financial Intermediary, please consult your intermediary for purchase instructions. Orders to purchase shares through a Financial Intermediary will be effected at the NAV per share next determined after the purchase order has been received in good order by the Financial Intermediary. The Trust makes available assistance to help certain investors identify their risk tolerance and investment objectives through use of an investor questionnaire, and to select an appropriate model allocation of assets among the Portfolios. As further assistance, the Trust makes available to certain investors the option of automatic reallocation or rebalancing of their selected model. The investors are solely responsible for determining their risk tolerances, investment objectives and which Portfolios are appropriate for them to invest in. The Trust also provides, on a periodic basis, a report to the investor containing an analysis and evaluation of the investor's account.

Financial Intermediaries may charge a processing or service fee in connection with the purchase or redemption of Trust shares. The amount and applicability of such a fee is determined and disclosed to its customers by each individual Financial Intermediary. Processing or service fees typically are fixed, nominal dollar amounts and are in addition to the sales and other charges described in this Prospectus. Your Financial Intermediary will provide you with specific information about any processing or service fees you will be charged.

To help the government fight the funding of terrorism and money laundering activities, federal law requires all financial institutions to obtain, verify and record information that identifies each person who opens an account. What this means to you: when you open an account we will ask your name, address, date of birth and other information that will allow us to identify you. If you are unable to verify your identity, we reserve the right to restrict additional transactions and/or liquidate your account at the next calculated NAV after your account is closed (less any applicable sales/account charges and/or tax penalties) or take any other action required by law.

CONTINUOUS OFFERING. For Class C shares of the Trust's Portfolios described in this Prospectus (other than the Asset Allocation Portfolios) the minimum initial investment in the Trust is generally \$10,000 and the minimum initial investment in any individual Portfolio (other than the U.S. Government Money Market Portfolio) is generally \$250 (there is no minimum investment for the U.S. Government Money Market Portfolio). The minimum initial investment for the Asset Allocation Portfolios is generally \$2,500. The minimum subsequent investment in the Trust is \$100. There is no minimum subsequent investment for any Portfolio.

For employees and relatives of the Manager, firms distributing shares of the Trust, and the Trust service providers and their affiliates, the minimum initial investment in the Trust is \$1,000 with no individual Portfolio minimum. There is no minimum initial investment and no minimum subsequent investment for employee benefit plans, mutual fund platform programs, supermarket programs, associations and individual retirement accounts. The Trust reserves the right at any time to vary the initial and subsequent investment minimums.

The Trust offers an Automatic Investment Plan under which purchase orders of \$100 or more may be placed periodically in the Trust. The purchase price is paid automatically from cash held in the shareholder's designated account. For further information regarding the Automatic Investment Plan, shareholders should contact their Consulting Broker or the Trust at 1-800-807-FUND (1-800-807-3863).

The sale of shares will be suspended during any period when the determination of NAV is suspended and may be suspended by the Board of Trustees whenever the Board judges it to be in the best interest of the Trust to do so. The Distributor in its sole discretion, may accept or reject any purchase order.

Generally, each Portfolio reserves the right to reject any purchase requests, including exchanges from other Saratoga Portfolios, which it regards as disruptive to efficient Portfolio management. A purchase request could be rejected because of, amongst other things, the timing or amount of the investment or because of a history of excessive trading by the investor.

Contingent Deferred Sales Charge

Shares are sold at NAV next determined without an initial sales charge so that the full amount of an investor's purchase payment may be invested in the Trust. A CDSC of 1%, however, will be imposed on most shares redeemed within one year after purchase. The CDSC will be imposed on any redemption of shares if after such redemption the aggregate current value of an account with the Trust falls below the aggregate amount of the investor's purchase payments for shares made during the one year preceding the redemption. In addition, shares are subject to an annual 12b-1 fee of 1.00% of the average daily net assets. Shares of the Trust which are held for one year or more after purchase will not be subject to any CDSC upon redemption. For investments made prior to January 1, 2003, the CDSC is based upon the investors original purchase price, or the current NAV of the shares that they redeem, whichever is lower. For investments that are made on or after January 1, 2003, the CDSC is based upon the investors original purchase price. Any CDSC paid on the redemptions of Class C shares expressed as a percentage of the applicable redemption amount may be higher or lower than the charge described due to rounding.

Brokers that have entered into selling agreements with the Portfolios' distributor may receive a commission of up to 1.00% of the purchase price of Class C shares at the time of purchase. Brokers may also receive distribution and/or shareholder service fees for Class C shares held for over a year.

Certain shareholders may be eligible for CDSC waivers. Please see the information set forth below for specific eligibility requirements. You must notify your authorized Financial Intermediary or the Transfer Agent at the time a purchase order is placed that the purchase (or redemption) qualifies for a CDSC waiver. Similar notification must be made in writing when an order is placed by mail. The CDSC waiver will not be granted if: (i) notification is not furnished at the time of order; or (ii) a review of the records of the authorized dealer of the Portfolios' shares or the Trust's Transfer Agent does not confirm your represented holdings. In order to verify your eligibility, you may be required to provide account statements and/or confirmations regarding shares of a Portfolio or other Trust Portfolios.

CDSC WAIVERS. A CDSC will not be imposed on: (i) any amount which represents an increase in value of shares purchased within the one year preceding the redemption; (ii) the current NAV of shares purchased more than one year prior to the redemption; and (iii) the current NAV of shares purchased through reinvestment of dividends or distributions.

Moreover, in determining whether a CDSC is applicable it will be assumed that amounts described in (i), (ii) and (iii) above (in that order) are redeemed first.

In addition, the CDSC, if otherwise applicable, will be waived in the case of:

- (1) redemptions of shares held at the time a shareholder dies or becomes disabled, only if the shares are:
 - (a) registered either in the name of an individual shareholder (not a trust), or in the names of such shareholder and his or her spouse as joint tenants with right of survivorship; or (b) held in a qualified corporate or self-employed retirement plan, Individual Retirement Account (“IRA”) or Custodial Account under Section 403(b)(7) of the Internal Revenue Code (“403(b) Custodial Account”), provided in either case that the redemption is requested within one year of the death or initial determination of disability;
- (2) redemptions in connection with the following retirement plan distributions: (a) lump-sum or other distributions from a qualified corporate or self-employed retirement plan following retirement (or, in the case of a “key employee” of a “top heavy” plan, following attainment of age 59 1/2); (b) distributions from an IRA or 403(b) Custodial Account following attainment of age 70 1/2; or (c) a tax-free return of an excess contribution to an IRA; and
- (3) certain redemptions pursuant to the Portfolio’s Systematic Withdrawal Plan (see “Redemption of Shares—Systematic Withdrawal Plan”).

With reference to (1) above, for the purpose of determining disability, the Distributor utilizes the definition of disability contained in Section 72(m)(7) of the Internal Revenue Code, which relates to the inability to engage in gainful employment. With reference to (2) above, the term “distribution” does not encompass a direct transfer of an IRA, 403(b) Custodial Account or retirement plan assets to a successor custodian or trustee. All waivers will be granted only following receipt by the Distributor of written confirmation of the shareholder’s entitlement.

The sales charge waivers (and discounts) available through financial intermediaries are set forth in Appendix A to this Prospectus (Intermediary-Specific Sales Charge Waivers and Discounts). Please contact your financial intermediary regarding applicable sales charge waivers (and discounts) and for information regarding the financial intermediary’s related policies and procedures.

Class C Shares Conversion Feature

After 10 years, Class C shares generally will convert automatically to Class A shares of the Portfolio with no initial sales charge, provided that the Portfolio or the financial intermediary through which a shareholder purchased or holds Class C shares has records verifying that the Class C shares have been held for at least 10 years. The automatic conversion of Class C shares to Class A shares will not apply to shares held through group retirement plan record keeping platforms of certain intermediaries who hold such shares in an omnibus account and do not track participant level share lot aging to facilitate such a conversion. The 10-year period runs from the last day of the month in which the shares were purchased or, in the case of Class C shares acquired through an exchange, from the last day of the month in which the original Class C shares were purchased; the shares will convert to Class A shares based on their relative NAVs in the month following the 10-year period. At the same time, an equal proportion of Class C shares acquired through automatically reinvested distributions will convert to Class A shares on the same basis. A conversion of shares of one Class directly for shares of another Class of the same Fund normally should not be taxable for federal income tax purposes.

Plan of Distribution

The Portfolios have adopted a Plan of Distribution pursuant to Rule 12b-1 under the Investment Company Act of 1940 (the “Plan”) with respect to the sale and distribution of shares of the Portfolios. The Plan provides that each Portfolio will pay the Distributor or other entities, including the Manager, a fee, which is accrued daily and paid monthly, at the annual rate of 1.00% of the average net assets. A portion of the fee payable pursuant to the Plan, equal to 0.25% of the average daily net assets, is currently characterized as a service fee as such term is defined under Rule 2830 of the Financial Industry Regulatory Authority (“FINRA”) Conduct Rules and it may be paid directly to the Manager or other entities for providing support services. A service fee is a payment made for personal service and/or the maintenance of shareholder accounts. The fee is treated by each Portfolio as an expense in the year it is accrued. Because the fee is paid out of each Portfolio’s assets on an ongoing basis, over time the fee may increase the costs of your investment and may cost you more than paying other types of service charges.

Additional amounts paid under the Plan are paid to the Distributor or other entities for services provided and the expenses borne by the Distributor and others in the distribution of the shares, including the payment of commissions for sales of the shares and incentive compensation to and expenses of dealers and others who engage in or support distribution of shares or who service shareholder accounts, including overhead and telephone expenses; printing and distribution of prospectuses

and reports used in connection with the offering of the Portfolios' shares to other than current shareholders; and preparation, printing and distribution of sales literature and advertising materials. In addition, the Distributor or other entities may utilize fees paid pursuant to the Plan to compensate dealers or other entities for their opportunity costs in advancing such amounts, which compensation would be in the form of a carrying charge on any unreimbursed expenses.

Frequent Purchases and Redemptions of Trust Shares

“Market-timing” often times involves the frequent purchases and redemptions of shares of the Portfolios by shareholders, and “market-timing” may present risks for other shareholders of the Portfolios, which may include, among other things, dilution in the value of Portfolio shares held by long-term shareholders, interference with the efficient management of the Trust's Portfolios, increased brokerage and administrative costs, incurring unwanted taxable gains, and forcing the Portfolios to hold excess levels of cash.

Short term trading strategies also present certain risks based on a Portfolio's investment objective, strategies and policies. To the extent that a Portfolio invests substantially in foreign securities it is particularly susceptible to the risk that market timers may take advantage of time zone differences. The foreign securities in which a Portfolio invests may be traded on foreign markets that close well before the Portfolio calculates its NAV. This gives rise to the possibility that developments may have occurred in the interim that would affect the value of these securities. A market timer may seek to capitalize on these time zone differences by purchasing shares of the Portfolio based on events occurring after foreign market closing prices are established, but before the Portfolio's NAV calculation, that are likely to result in higher prices in foreign markets the following day (“time zone arbitrage”). The market timer might redeem the Portfolio's shares the next day when the Portfolio's share price would reflect the increased prices in foreign markets, for a quick profit at the expense of long-term Portfolio shareholders.

Investments in other types of securities may also be susceptible to short-term trading strategies. These investments include securities that are, among other things, thinly traded, traded infrequently, or relatively illiquid, which have the risk that the current market price for the securities may not accurately reflect current market values. A shareholder may seek to engage in short-term trading to take advantage of these pricing differences (referred to as “price arbitrage”). To the extent that a Portfolio invests in small capitalization securities, technology and other specific industry sector securities, and in certain fixed-income securities, such as high-yield bonds (also referred to as junk bonds) or municipal bonds, a Portfolio may be adversely affected by price arbitrage trading strategies.

The Trust discourages frequent purchases and redemptions of Portfolio shares by Portfolio shareholders and the Trust's Board of Trustees has adopted policies and procedures with respect to such frequent purchases and redemptions. The Trust does not accommodate frequent purchases and sales by Portfolio shareholders.

The Trust's policies with respect to purchases, redemptions and exchanges of Portfolio shares are described in the “SHAREHOLDER INFORMATION-Purchase of Shares” and “SHAREHOLDER INFORMATION-Redemption of Shares” sections of this Prospectus. Except as described in these sections, the Trust's policies regarding frequent trading of Portfolio shares are applied uniformly to all shareholders.

The Trust requires all intermediaries to enforce all of the Trust's policies contained in this Prospectus and in the Trust's Statement of Additional Information. Omnibus accounts intermediaries generally do not identify customers' trading activity to the Trust on an individual basis. The ability of the Trust to monitor exchanges made by the underlying shareholders in omnibus accounts, therefore, is severely limited. Consequently, the Trust must rely on the Financial Intermediary to monitor frequent short-term trading within the Portfolios by the Financial Intermediary's customers. The Trust monitors enforcement by Financial Intermediaries, and if a Financial Intermediary fails to enforce the Trust's restrictions, the Trust may take certain actions, including terminating the relationship. There can be no assurance that the Trust will be able to eliminate all market-timing activities.

Certain patterns of past exchanges and/or purchase or redemption transactions involving a Portfolio may result in a Portfolio sending a warning letter, rejecting, limiting or prohibiting, at its sole discretion and without prior notice, additional purchases and/or exchanges. Determinations in this regard may be made based on, amongst other things, the frequency or dollar amount of the previous exchanges or purchase or redemption transactions.

Redemption of Shares

Shares of a Portfolio may be redeemed on any day that the Portfolio calculates its NAV. Redemption requests received by the Trust in good order prior to the close of regular trading on the NYSE will be effected at the NAV per share determined on that day less the amount of any applicable CDSC. Redemption requests received by the Trust after the close of regular trading on the NYSE will be effected at the NAV next determined by the Trust less any applicable CDSC. Orders to redeem shares through a Financial Intermediary will receive the NAV per share next determined after the redemption request has been received in good order by the Financial Intermediary. A redemption order is deemed to be received by the Trust when it is received in good order by the Transfer Agent or by a Financial Intermediary authorized to accept redemption orders on behalf of the Trust.

A Portfolio is required to transmit redemption proceeds for credit to the shareholder's account within seven days after receipt of a redemption request. However, payments for redemptions of shares purchased by check will not be transmitted until the check clears. Redemption requests may be given to a Financial Intermediary having a selling agreement with the Distributor. The Financial Intermediary is responsible for transmitting such redemption requests to the Trust's Transfer Agent. Redemption requests also may be given directly to the Transfer Agent, if the shareholder purchased shares directly through the Transfer Agent. In order to be effective, redemption requests of a shareholder in the event of death, divorce or other legal matter may require the submission of documents commonly required to assure the safety of a particular account.

Generally, all redemptions will be for cash. The Portfolios typically expect to satisfy redemption requests by selling portfolio assets or by using holdings of cash or cash equivalents. These methods may be used during both normal and stressed market conditions.

The agreement relating to participation in a Consulting Program between a client and the investment adviser typically will provide that, absent separate payment by the participant, fees charged pursuant to that agreement may be paid through automatic redemptions of a portion of the participant's Trust account.

The Trust may suspend redemption procedures and postpone redemption payment during any period when the NYSE is closed other than for customary weekend or holiday closing or when the SEC has determined an emergency exists or has otherwise permitted such suspension or postponement.

Written Redemption Requests. To redeem shares by mail, send a written redemption request in good order to:

via Regular Mail
The Saratoga Advantage Trust
c/o Gemini Fund Services, LLC
P.O. Box 541150
Omaha, NE 68154

via Overnight Mail
The Saratoga Advantage Trust
c/o Gemini Fund Services, LLC
4221 North 203rd Street, Suite 100
Elkhorn, Nebraska 68022-3474

Receipt of a redemption order by the U.S. Postal Service ("USPS") does not constitute receipt of such an order by the Trust or its Transfer Agent. Requests sent via the USPS will be processed at the NAV on the business day the request is received in good order at the Trust's Transfer Agent. There may be a delay between the time the request reaches the P.O. Box and the time of the Trust's receipt of the request, which may affect the NAV at which the request is processed. Regular mail is retrieved from the Transfer Agent's post office box at least once a day by 12:00 p.m., Eastern Time and overnight mail is processed as received by the Transfer Agent from the delivery service. In both cases, processing of redemption requests is subject to the provisions described above in the opening paragraph in this section.

If you own an IRA or other retirement plan, you must indicate on your redemption request whether the Portfolio should withhold federal income tax. Unless you elect in your redemption request that you do not want to have federal tax withheld, the redemption will be subject to withholding.

Redeeming by Telephone. The telephone redemption privilege is automatically available to all new accounts. If you do not want the telephone redemption privilege, you must indicate this in the appropriate area on your account application or you must write to the Trust and instruct it to remove this privilege from your account. The proceeds will be sent by mail to the address designated on your account or wired directly to your existing account in any commercial bank or brokerage firm in the United States as designated on your application. To redeem by telephone, call 1-800-807-FUND (1-800-807-3863). During periods of high market activity, you may encounter higher than usual wait times. Please allow sufficient time to ensure that you will be able to complete your telephone transaction prior to market close. Neither the Fund nor its Transfer Agent will be held liable if you are unable to place your trade due to high call volume. The redemption proceeds normally will be sent by mail or by wire within three business days after receipt of your telephone instructions. If redeeming from an IRA account, you will be asked about tax withholding.

The Trust reserves the right to suspend the telephone redemption privileges with respect to your account if the names(s) or the address on the account has been changed within the previous 30 days. Neither the Trust, the Transfer Agent, nor their respective affiliates will be liable for any loss, damage, cost or expenses in acting on telephone instructions if they reasonably believe such telephone instructions to be genuine and you will be required to bear the risk of any such loss. The Trust or the Transfer Agent, or both, will employ reasonable procedures to determine that telephone instructions are genuine. If the Trust and/or the Transfer Agent do not employ these procedures, they may be liable to you for losses due to unauthorized or fraudulent instructions. These procedures may include, among others, requiring forms of personal identification prior to acting upon telephone instructions, providing written confirmation of the transactions and/or tape recording telephone instructions.

Wire Redemptions. If you request your redemption by wire transfer, you will be required to pay a \$15.00 wire transfer fee to the Transfer Agent to cover costs associated with the transfer but the Transfer Agent does not charge a fee when transferring redemption proceeds by electronic funds transfer. In addition, your bank may impose a charge for receiving wires.

When Redemptions are Sent. Once the Trust receives your redemption request in “good order” as described below, it will issue a check based on the next determined NAV following your redemption request. If you purchase shares using a check and soon after request a redemption, your redemption proceeds, which are payable at the next determined NAV following the receipt of your redemption request in “good order”, will not be processed until the check used for your purchase has cleared. Redemption proceeds requested to be sent via wire or ACH are typically sent 1-3 business days after the redemption request was received in “good order.” Redemption proceeds requested to be sent via check are typically mailed via USPS 2-3 business days after the redemption request was received in “good order.”

Good Order. Your redemption request will be processed if it is in “good order.” To be in good order, the following conditions must be satisfied:

The request should be in writing indicating the number of shares or dollar amount to be redeemed;

The request must identify your account number;

The request should be signed by you and any other person listed on the account, exactly as the shares are registered; and

If you request the redemption proceeds to be sent to a person, bank or an address other than that of record, or if the proceeds of a requested redemption exceed \$100,000, the signature(s) on the request must be medallion signature guaranteed by an eligible signature guarantor.

Medallion Signature Guarantee. Certain requests require a medallion signature guarantee. To protect you and the Trust from fraud, certain transactions and redemption requests must be in writing and must include a medallion signature guarantee in the following situations (there may be other situations also requiring a medallion signature guarantee in the discretion of the Trust or Transfer Agent):

1. Re-registration of the account.
2. Changing bank wiring instructions on the account.
3. Name change on the account.
4. Setting up/changing systematic withdrawal plan to a secondary address.
5. Redemptions greater than \$100,000.
6. Any redemption check that is being mailed to a different address than the address of record.
7. Your account registration has changed within the last 30 days.

You should be able to obtain a medallion signature guarantee from a bank or trust company, credit union, broker-dealer, securities exchange or association, clearing agency or savings association, as defined by federal law.

SYSTEMATIC WITHDRAWAL PLAN. A systematic withdrawal plan (the “Withdrawal Plan”) is available for shareholders. Any Portfolio from which redemptions will be made pursuant to the Plan will be referred to as a “SWP Portfolio”. The Withdrawal Plan provides for monthly, quarterly, semi-annual or annual payments in any amount not less than \$25, or in any whole percentage of the value of the SWP Portfolio’s shares, on an annualized basis. Any applicable CDSC will be imposed on shares redeemed under the Withdrawal Plan (see “Purchase of Shares”), except that the CDSC, if any, will be waived on redemptions under the Withdrawal Plan of up to 12% annually of the value of each SWP Portfolio account, based on the share values next determined after the shareholder establishes the Withdrawal Plan.

Redemptions for which this CDSC waiver policy applies may be in amounts up to 1% per month, 3% per quarter, 6% semi-annually or 12% annually. Under this CDSC waiver policy, amounts withdrawn each period will be paid by first redeeming shares not subject to a CDSC because the shares were purchased by the reinvestment of dividends or capital gains distributions, the CDSC period has elapsed or some other waiver of the CDSC applies. If shares subject to a CDSC must be redeemed, shares held for the longest period of time will be redeemed first followed by shares held the next longest period of time until shares held the shortest period of time are redeemed. Any shareholder participating in the Withdrawal Plan will have sufficient shares redeemed from his or her account so that the proceeds (net of any applicable CDSC) to the shareholder will be the designated monthly, quarterly, semi-annual or annual amount.

A shareholder may suspend or terminate participation in the Withdrawal Plan at any time. A shareholder who has suspended participation may resume payments under the Withdrawal Plan, without requiring a new determination of the account value for the 12% CDSC waiver. The Withdrawal Plan may be terminated or revised at any time by the Portfolios.

The addition of a new SWP Portfolio will not change the account value for the 12% CDSC waiver for the SWP Portfolios already participating in the Withdrawal Plan.

Withdrawal Plan payments should not be considered dividends, yields or income. If periodic Withdrawal Plan payments continuously exceed net investment income and net capital gains, the shareholder's original investment will be correspondingly reduced and ultimately exhausted. Each withdrawal constitutes a redemption of shares and any gain or loss realized must be recognized for federal income tax purposes. Shareholders should contact their dealer representative or the Manager for further information about the Withdrawal Plan.

REINSTATEMENT PRIVILEGE. A shareholder who has had his or her shares redeemed or repurchased and has not previously exercised this reinstatement privilege may, within 35 days after the date of the redemption or repurchase, reinstate any portion or all of the proceeds of such redemption or repurchase in shares of the Portfolios in the same Class from which such shares were redeemed or repurchased, at NAV next determined after a reinstatement request (made in writing to and approved by the Manager), together with the proceeds, is received by the Transfer Agent and receive a pro-rata credit for any CDSC paid in connection with such redemption or repurchase.

INVOLUNTARY REDEMPTIONS. Due to the relatively high cost of maintaining small accounts, the Trust may redeem an account having a current value of \$7,500 (\$1,000 for Asset Allocation Portfolios) or less as a result of redemptions, but not as a result of a fluctuation in a Portfolio's NAV or redemptions to pay fees for Consulting Programs, after the shareholder has been given at least 30 days in which to increase the account balance to more than that amount. Involuntary redemptions may result in the liquidation of Portfolio holdings at a time when the value of those holdings is lower than the investor's cost of the investment or may result in the realization of taxable capital gains. No CDSC will be imposed on any involuntary redemption.

No CDSC is imposed at the time of any exchange of shares, although any applicable CDSC will be imposed upon ultimate redemption. The Trust may in the future offer an exchange feature involving shares of an unaffiliated fund group subject to receipt of appropriate regulatory relief.

REDEMPTION-IN-KIND. If the Board of Trustees determines that it would be detrimental to the best interests of a Portfolio's shareholders to make a redemption payment wholly in cash, the Portfolio may pay, in accordance with rules adopted by the SEC, any portion of a redemption in excess of the lesser of \$250,000 or 1% of the Portfolio's net assets by a distribution-in-kind of readily marketable portfolio securities in lieu of cash. Redemptions failing to meet this threshold must be made in cash. Redemption in-kind proceeds will typically be made by delivering a pro-rata amount of a Portfolio's holdings that are readily marketable securities to the redeeming shareholder within seven days after the Portfolio's receipt of the redemption order. Shareholders receiving distributions-in-kind of portfolio securities will be subject to market risks on the securities received, and may incur brokerage commissions when subsequently disposing of those securities.

EXCHANGE PRIVILEGE. Shares of a Portfolio may be exchanged without payment of any exchange fee for shares of another Portfolio of the same class at their respective NAVs. The Trust may in the future offer an exchange feature involving shares of an unaffiliated fund group subject to receipt of appropriate regulatory relief.

There are special considerations when you exchange Portfolio shares that are subject to a CDSC. When determining the length of time you held the shares and the corresponding CDSC rate, any period (starting at the end of the month) during which you held shares of a Portfolio that does *not* charge a CDSC *will not be counted*. Thus, in effect the "holding period" for purposes of calculating the CDSC is frozen upon exchanging into a fund that does not charge a CDSC. In addition, shares that are exchanged into or from a Saratoga Portfolio subject to a higher CDSC rate will be subject to the higher rate, even if the shares are re-exchanged into a Portfolio with a lower CDSC rate.

An exchange of shares generally is treated for federal income tax purposes as a redemption (sale) of shares given in exchange by the shareholder, and an exchanging shareholder may, therefore, realize a taxable gain or loss in connection with the exchange. The exchange privilege is available to shareholders residing in any state in which Portfolio shares being acquired may be legally sold.

The Manager reserves the right to reject any exchange request and the exchange privilege may be modified or terminated upon notice to shareholders in accordance with applicable rules adopted by the SEC.

With regard to redemptions and exchanges made by telephone, the Distributor and the Trust's Transfer Agent will request personal or other identifying information to confirm that the instructions received from shareholders or their account representatives are genuine. Calls may be recorded. If our lines are busy or you are otherwise unable to reach us by phone, you may wish to ask your investment representative for assistance or send us written instructions, as described elsewhere in this Prospectus. For your protection, we may delay a transaction or not implement one if we are not reasonably satisfied that the instructions are genuine. If this occurs, we will not be liable for any loss. The Distributor and the Transfer Agent also will not be liable for any losses if they follow instructions by phone that they reasonably believe are genuine or if an investor is unable to execute a transaction by phone.

DIVIDENDS AND DISTRIBUTIONS

DIVIDENDS AND DISTRIBUTIONS. Each Portfolio intends to qualify each year as a regulated investment company under the Internal Revenue Code. As a regulated investment company, a Portfolio generally pays no federal income tax on the income and gains it distributes to you. Each Portfolio, except the U.S. Government Money Market Portfolio, the Municipal Bond Portfolio and the Investment Quality Bond Portfolio, declares and pays dividends from net investment income, if any, annually. Dividends attributable to the net investment income of the U.S. Government Money Market Portfolio, will be declared daily and paid monthly. Shareholders of the U.S. Government Money Market Portfolio receive dividends from the day following the purchase settlement up to and including the date of redemption settlement. Dividends attributable to the net investment income of the Municipal Bond Portfolio and the Investment Quality Bond Portfolio are paid monthly. Distributions of net realized long-term and short-term capital gains, if any, earned by a Portfolio will be made annually.

Each Portfolio may distribute such income dividends and capital gains more frequently, if necessary, in order to reduce or eliminate federal excise or income taxes on the Portfolio. Net investment income (i.e., income other than long and short-term capital gains) and net realized long and short-term capital gains will be determined separately for Conservative Balanced Allocation Portfolio, Moderately Conservative Balanced Allocation Portfolio, Moderate Balanced Allocation Portfolio, Moderately Aggressive Balanced Allocation Portfolio, Aggressive Balanced Allocation Portfolio, U.S. Government Money Market Portfolio, Investment Quality Bond Portfolio, Municipal Bond Portfolio, Large Capitalization Value Portfolio, Large Capitalization Growth Portfolio, Mid Capitalization Portfolio, Small Capitalization Portfolio, International Equity Portfolio, Health & Biotechnology Portfolio, Technology & Communications Portfolio, Financial Services Portfolio and Energy & Basic Materials Portfolio. Dividends derived from net investment income and distributions of net realized long and short-term capital gains paid by a Portfolio to a shareholder will be automatically reinvested (at current NAV) in additional shares of that Portfolio (which will be deposited in the shareholder's account) unless the shareholder instructs the Trust, in writing, to pay all dividends and distributions in cash.

ANNUAL STATEMENTS. You will be sent annually a statement (IRS Form 1099-DIV) showing the taxable distributions paid to you in the previous calendar year, if any. The statement provides information on your dividends and capital gains for tax purposes. If any dividends are declared in October, November or December to shareholders of record in such months and paid in January of the following year, then such amounts will be treated for tax purposes as received by the shareholders on December 31 of the prior year. The Portfolios may reclassify income after your tax reporting statement is mailed to you. Prior to issuing your statement, the Portfolios make every effort to search for reclassified income to reduce the number of corrected forms mailed to shareholders. However, when necessary, the Portfolios will send you a corrected Form 1099-DIV to reflect reclassified information, or adjust the cost basis of any covered shares (defined below).

AVOID "BUYING A DIVIDEND." At the time you purchase your Portfolio shares, a Portfolio's NAV may reflect undistributed income, undistributed capital gains, or net unrealized appreciation in value of portfolio securities held by the Portfolio. For taxable investors, a subsequent distribution to you of such amounts, although constituting a return of your investment, would be taxable. For example, if you buy shares in the Portfolio shortly before it makes a distribution, you may receive some of your investment back in the form of a taxable distribution. This is known as "buying a dividend."

TAX CONSEQUENCES

The following tax information in this Prospectus is provided as general information. You should consult your own tax professional about the tax consequences of an investment in the Trust. Unless your investment in the Trust is through a tax-deferred retirement account, such as a 401(k) plan or IRA, you need to be aware of the possible tax consequences when a Portfolio makes distributions and when you sell Portfolio shares, including an exchange to another Portfolio.

TAXES ON DISTRIBUTIONS. Your distributions normally are subject to federal and state income tax when they are paid, whether you take them in cash or reinvest them in Portfolio shares. A distribution also may be subject to local income tax. Depending on your state's rules, however, dividends attributable to interest earned on direct obligations of the U.S. government may be exempt from state and local taxes. Any income dividend distributions and any short-term capital gain distributions are taxable to you as ordinary income. Any long-term capital gain distributions are taxable as long-term capital gains, no matter how long you have owned shares in the Trust.

Certain ordinary income dividends received by individuals may be taxed at the same rate as long-term capital gains if certain holding period and other requirements are satisfied. However, even if income received in the form of ordinary income dividends is taxed at the same rate as long-term capital gains, such income will not be considered long-term capital gains for other federal income tax purposes. For example, you generally will not be permitted to offset ordinary income dividends with capital losses when calculating your net capital gains or losses.

Certain ordinary income dividends received by corporations may be eligible for the corporate dividends received deduction if certain holding period and other requirements are satisfied. Short-term capital gain distributions will continue to be taxed at ordinary income rates.

Given the investment strategies of the Investment Quality Bond Portfolio, Municipal Bond Portfolio and U.S. Government Money Market Portfolio, it is not anticipated that a significant portion of the ordinary income dividends paid by these Portfolios will be taxed at the same rate as long-term capital gains, or will be eligible for the corporate dividends received deduction.

With respect to the Municipal Bond Portfolio, distributions designated as "exempt-interest dividends" generally will be exempt from federal income tax. However, income exempt from federal income tax may be subject to state or local tax. In addition, income derived from certain municipal securities may be subject to the federal "alternative minimum tax." Certain tax-exempt securities whose proceeds are used to finance private, for-profit organizations are subject to this special tax system that ensures that individuals pay at least some federal taxes.

Although interest on these securities generally is exempt from federal income tax, some taxpayers who have many tax deductions or exemptions nevertheless may have to pay tax on the income. If you borrow money to purchase shares of the Portfolio, the interest on the borrowed money generally is not deductible for personal income tax purposes.

Individuals and certain other noncorporate entities are generally eligible for a 20% deduction with respect to ordinary dividends received from REITs ("qualified REIT dividends") and certain taxable income from MLPs. Treasury regulations permit a regulated investment company (such as the Portfolio) to pass through to its shareholders qualified REIT dividends eligible for the 20% deduction. However, the regulations do not provide a mechanism for a regulated investment company to pass through to its shareholders income from MLPs that would be eligible for such deduction if received directly by the shareholders.

OTHER. Portfolio distributions and gains from the sale or exchange of your Portfolio shares also may be subject to state and local taxes. If more than 50% of a Portfolio's assets are invested in foreign securities at the end of any fiscal year, or if at least 50% of the value of a Portfolio's assets at the close of each quarter of its taxable year consists of interests in Underlying Funds that are regulated investment companies, the Portfolio may elect to permit shareholders to generally take a credit or deduction on their federal income tax return for foreign taxes paid (or deemed to be paid) by the Portfolio (subject to various limitations). In such a case, shareholders would also need to include such foreign taxes in income.

Portfolio investments in Underlying Funds could affect the amount, timing and character of distributions to shareholders, as compared to a fund that directly invests in stocks, securities or other investments.

TAXES ON SALES. Your sale of Portfolio shares normally is subject to federal and state income tax and may result in a taxable gain or loss to you. A sale also may be subject to local income tax. Your exchange of Portfolio shares for shares of another Portfolio is treated for tax purposes like a sale of your original Portfolio shares and a purchase of your new shares. Thus, the exchange may, like a sale, result in a taxable gain or loss to you and will give you a new tax basis for your new shares.

Generally, the gain or loss is long-term or short-term depending on whether your holding period exceeds one year, except that any loss realized on Portfolio shares held for six months or less will be treated as long-term to the extent of any long-term capital gain dividends that were received on the Portfolio shares. With respect to the Municipal Bond Portfolio, any loss realized on a sale or exchange of Portfolio shares with a tax holding period of six months or less may be disallowed to the extent of any distributions treated as exempt-interest dividends with respect to the Portfolio shares. If a shareholder realizes a loss on the redemption or exchange of a Portfolio's shares and reinvests in that Portfolio's shares or substantially identical shares within 30 days before or after the redemption or exchange, the transactions may be subject to the "wash sale" rules, resulting in a postponement of the recognition of such loss for tax purposes. The ability to deduct losses is subject to further limitations under the Internal Revenue Code.

COST BASIS. A Portfolio (or its administrative agents) is required to report to the Internal Revenue Service and furnish to Portfolio shareholders cost basis and holding period information upon a redemption of "covered shares" (those generally purchased on or after January 1, 2012, and sold on or after that date). In the absence of an election, the Portfolios will use a default cost basis method which is the average cost method. The cost basis method elected by a Portfolio shareholder (or the cost basis method applied by default) for each sale of Portfolio shares may not be changed after the close of business on the trade date of each such sale of Portfolio shares. Portfolio shareholders should consult with their tax advisers prior to making redemptions to determine the best Internal Revenue Service accepted cost basis method for their tax situation and to obtain more information about the cost basis reporting rules.

MEDICARE TAX. An additional 3.8% Medicare tax is imposed on certain net investment income (including ordinary dividends and capital gain distributions received from a Portfolio and net gains from redemptions or other taxable dispositions of Portfolio shares) of U.S. individuals, estates and trusts to the extent that such person's "modified adjusted gross income" (in the case of an individual) or "adjusted gross income" (in the case of an estate or trust) exceeds certain threshold amounts.

BACK-UP WITHHOLDING. By law, a Portfolio must withhold a portion of your taxable distributions and redemption proceeds unless you provide your correct social security number or taxpayer identification number, certify that this number is correct, certify that you are not subject to backup withholding, and certify that you are a U.S. person (including a U.S. resident alien). A Portfolio also must withhold if the IRS instructs it to do so. When withholding is required, the amount is currently 24% of your taxable distributions or redemption proceeds.

When you open your Portfolio account, you should provide your social security or tax identification number on your investment application. By providing this information, you can avoid being subject to federal backup withholding on taxable distributions and redemption proceeds. Any withheld amount would be sent to the IRS as an advance tax payment.

FOREIGN SHAREHOLDERS. Shareholders other than U.S. persons may be subject to a different U.S. federal income tax treatment, including withholding tax at the rate of 30% on amounts treated as ordinary dividends from a Portfolio, as discussed in more detail in the Statement of Additional Information.

This discussion of "Tax Consequences" is not intended or written to be used as tax advice. Because everyone's tax situation is unique, you should consult your tax professional about federal, state, local or foreign tax consequences before making an investment in a Portfolio.

ADDITIONAL INFORMATION

The Manager and/or the Distributor may pay additional compensation (out of their own resources and not as an expense of the Portfolios) to selected affiliated or unaffiliated brokers or other service providers in connection with the sale, distribution, retention and/or servicing of the Portfolios' shares. Such compensation may be significant in amount and the prospect of receiving any such additional compensation may provide affiliated or unaffiliated entities with incentive to favor sales of shares of the Portfolios over other investment options. Any such payments will not change the NAV of the price of the Portfolios' shares.

In addition, the Portfolios or the Distributor also may make payments to financial intermediaries for certain administrative services, including recordkeeping, sub-accounting and sub-transfer agency of shareholder accounts pursuant to an administrative services agreement with the Portfolios and/or their agents. The fees payable by the Portfolios under this category of services are subject to certain limitations approved by the Board of Trustees of the Trust and, to the extent paid, will increase expenses of the Portfolios. These expenses are not separately identified in the fee table under the sections titled "Portfolio Summary – Fees and Expenses of the Portfolio" in this Prospectus, but are included within "Other Expenses" in the fee tables.

Benchmark Information

The Portfolios are not sponsored, endorsed, sold or promoted by Morningstar, Inc., or any of its affiliated companies (all such entities, collectively, "Morningstar Entities"). The Morningstar Entities make no representation or warranty, express or implied, to the owners of the Portfolios or any member of the public regarding the advisability of investing in mutual funds generally or in the Portfolios in particular or the ability of the Morningstar index(es) to track general equity or asset allocation market performance. The Morningstar Entities' only relationship to the Manager is the licensing of certain service marks and service names of Morningstar and of the Morningstar index(es) contained in this prospectus which is determined, composed and calculated by the Morningstar Entities without regard to the Manager or the Portfolios. The Morningstar Entities have no obligation to take the needs of the Manager or the owners of the Portfolios into consideration in determining, composing or calculating the Morningstar index(es). The Morningstar Entities are not responsible for and has not participated in the determination of the prices and amount of the Portfolios' shares or the timing of the issuance or sale of the Portfolios' shares or in the determination or calculation of the equation by which the Portfolios' shares are converted into cash. The Morningstar Entities have no obligation or liability in connection with the administration, marketing or trading of the Portfolios.

THE MORNINGSTAR ENTITIES DO NOT GUARANTEE THE ACCURACY AND/OR THE COMPLETENESS OF THE MORNINGSTAR INDEXES CONTAINED IN THIS PROSPETUS OR ANY DATA INCLUDED THEREIN AND THE MORNINGSTAR ENTITIES SHALL HAVE NO LIABILITY FOR ANY ERRORS, OMISSIONS, OR INTERRUPTIONS THEREIN. THE MORNINGSTAR ENTITIES MAKE NO WARRANTY, EXPRESS OR IMPLIED, AS TO RESULTS TO BE OBTAINED BY THE MANAGER, OWNERS OR USERS OF THE MORNINGSTAR INDEXES CONTAINED IN THIS PROSPECTUS, OR ANY OTHER PERSON OR ENTITY FROM THE USE OF THE MORNINGSTAR INDEXES CONTAINED IN THIS PROSPECTUS OR ANY DATA INCLUDED THEREIN. THE MORNINGSTAR ENTITIES MAKE NO EXPRESS OR IMPLIED WARRANTIES, AND EXPRESSLY DISCLAIMS ALL WARRANTIES OF MERCHANTABILITY OR FITNESS FOR A PARTICULAR PURPOSE OR USE WITH RESPECT TO THE MORNINGSTAR INDEXES CONTAINED IN THIS PROSPECTUS OR ANY DATA INCLUDED THEREIN. WITHOUT LIMITING ANY OF THE FOREGOING, IN NO EVENT SHALL THE MORNINGSTAR ENTITIES HAVE ANY LIABILITY FOR ANY SPECIAL, PUNITIVE, INDIRECT, OR CONSEQUENTIAL DAMAGES (INCLUDING LOST PROFITS), EVEN IF NOTIFIED OF THE POSSIBILITY OF SUCH DAMAGES.

FINANCIAL HIGHLIGHTS

(FOR A SHARE OUTSTANDING THROUGHOUT EACH PERIOD)

The financial highlights tables are intended to help you understand each Portfolio's financial performance for the periods shown. The total returns in the table represent the rate an investor would have earned or lost on an investment in each respective Portfolio (assuming reinvestment of all dividends and distributions).

The information for the Conservative Balanced Allocation Portfolio, Moderately Conservative Balanced Allocation Portfolio, Moderate Balanced Allocation Portfolio, Moderately Aggressive Balanced Allocation Portfolio, Aggressive Balanced Allocation Portfolio, U.S. Government Money Market Portfolio, Investment Quality Bond Portfolio, Municipal Bond Portfolio, Large Capitalization Value Portfolio, Large Capitalization Growth Portfolio, Small Capitalization Portfolio, International Equity Portfolio, Health & Biotechnology Portfolio, Technology & Communications Portfolio, Financial Services Portfolio, Energy & Basic Materials Portfolio and the Mid Capitalization Portfolio for the fiscal years ended August 31, 2023, August 31, 2022, August 31, 2021, August 31, 2020, and August 31, 2019, has been audited by Tait, Weller & Baker LLP, an independent registered public accounting firm, whose report, along with the Portfolios' financial statements are included in the Portfolios' August 31, 2023 Annual Report, which is available upon request.

FINANCIAL HIGHLIGHTS (For a share outstanding throughout each year)

Aggressive Balanced Allocation Portfolio - Class C Shares

	Year Ended August 31, 2023	Year Ended August 31, 2022	Year Ended August 31, 2021	Year Ended August 31, 2020	Year Ended August 31, 2019
Net Asset Value, Beginning of Year Income	\$ 10.30	\$ 12.43	\$ 10.34	\$ 9.92	\$ 10.43
(Loss) from Investment Operations:					
Net investment income (loss) (1)	(0.01)	0.22	0.32	0.07	(0.44)
Net realized and unrealized gain (loss)	0.64	(1.36)	1.88	0.69	0.21
Total from investment operations	0.63	(1.14)	2.20	0.76	(0.23)
Dividends and Distributions:					
Dividends from net investment income	—	(0.24)	(0.03)	(0.23)	(0.27)
Distributions from realized gains	(0.61)	(0.75)	(0.08)	(0.11)	(0.01)
Total dividends and distributions	(0.61)	(0.99)	(0.11)	(0.34)	(0.28)
Net Asset Value, End of Year	\$ 10.32	\$ 10.30	\$ 12.43	\$ 10.34	\$ 9.92
Total Return*	6.48%	(9.93)%	21.37% #	7.64%	(2.01)%
Ratios and Supplemental Data:					
Net assets, end of year (000s)	\$ 167	\$ 152	\$ 182	\$ 184	\$ 116
Ratio of gross operating expenses to average net assets (2)	3.57%	3.25%	3.35%	3.01%	2.54%
Ratio of net operating expenses to average net assets (2)	1.99%	1.99%	1.92%	1.79%	1.79%
Ratio of net investment income (loss) after expense reimbursement/recoupment to average net assets (2)	(0.13)%	1.93%	2.85%	0.76%	(4.31)%
Portfolio Turnover Rate	26%	2%	54%	3%	56%

Conservative Balanced Allocation Portfolio - Class C Shares

	Year Ended August 31, 2023	Year Ended August 31, 2022	Year Ended August 31, 2021	Year Ended August 31, 2020	Year Ended August 31, 2019
Net Asset Value, Beginning of Year	\$ 10.27	\$ 11.85	\$ 10.51	\$ 10.18	\$ 10.33
Income (Loss) from Investment Operations:					
Net investment income (loss) (1)	0.07	0.19	(0.14)	0.14	(0.27)
Net realized and unrealized gain (loss)	0.25	(1.00)	1.48	0.51	0.31
Total from investment operations	0.32	(0.81)	1.34	0.65	0.04
Dividends and Distributions:					
Dividends from net investment income	—	(0.18)	—	(0.19)	(0.19)
Distributions from realized gains	(0.44)	(0.59)	—	(0.10)	— **
Distributions from return of capital	—	—	—	(0.03)	—
Total dividends and distributions	(0.44)	(0.77)	—	(0.32)	(0.19)
Net Asset Value, End of Year	\$ 10.15	\$ 10.27	\$ 11.85	\$ 10.51	\$ 10.18
Total Return*	3.31%	(7.34)%	12.75%	6.45%	0.58%
Ratios and Supplemental Data:					
Net assets, end of year (000s)	\$ 604	\$ 626	\$ 675	\$ 594	\$ 712
Ratio of gross operating expenses to average net assets (2)	3.07%	3.01%	2.94%	2.60%	2.38%
Ratio of net operating expenses to average net assets (2)	1.99%	1.99%	1.93%	1.79%	1.79%
Ratio of net investment income (loss) after expense reimbursement/recoupment to average net assets (2)	0.66%	1.72%	(1.22)%	1.39%	(2.60)%
Portfolio Turnover Rate	50%	11%	71%	12%	31%

(1) Per share amounts calculated using the average shares method, which more appropriately presents the per share data for the year.

(2) Does not include the expenses of funds in which the Fund invests.

* Assumes reinvestment of all dividends and distributions. Aggregate (not annualized) total return is shown for any period shorter than one year. Total return does not reflect the deduction of taxes that a shareholder would pay on distributions or on the redemption of shares.

** Per share amount represents less than \$0.01 per share.

^ Net assets at end of period less than \$1,000.

Includes adjustments in accordance with accounting principles generally accepted in the United States and, consequently, the net asset value for financial reporting purposes and the returns based upon those net asset values may differ from the net asset values and returns for shareholder transactions.

FINANCIAL HIGHLIGHTS (For a share outstanding throughout each year)

Moderate Balanced Allocation Portfolio - Class C Shares

	Year Ended August 31, 2023	Year Ended August 31, 2022	Year Ended August 31, 2021	Year Ended August 31, 2020	Year Ended August 31, 2019
Net Asset Value, Beginning of Year	\$ 10.63	\$ 12.43	\$ 10.61	\$ 10.13	\$ 10.43
Income from Investment Operations:					
Net investment income (loss) (1)	0.01	0.22	(0.13)	0.10	(0.40)
Net realized and unrealized gain (loss)	0.46	(1.19)	2.02	0.68	0.38
Total from investment operations	0.47	(0.97)	1.89	0.78	(0.02)
Dividends and Distributions:					
Dividends from net investment income	—	(0.22)	—	(0.19)	(0.28)
Distributions from realized gains	(0.59)	(0.61)	(0.07)	(0.11)	—**
Total dividends and distributions	(0.59)	(0.83)	(0.07)	(0.30)	(0.28)
Net Asset Value, End of Year	\$ 10.51	\$ 10.63	\$ 12.43	\$ 10.61	\$ 10.13
Total Return*	4.72%	(8.37)%	17.94%	7.83%	0.11%
Ratios and Supplemental Data:					
Net assets, end of year (000s)	\$ 529	\$ 497	\$ 534	\$ 502	\$ 402
Ratio of gross operating expenses to average net assets (2)	3.30%	3.11%	3.10%	2.70%	2.56%
Ratio of net operating expenses to average net assets (2)	1.99%	1.99%	1.93%	1.79%	1.79%
Ratio of net investment income (loss) after expense reimbursement/recoupment to average net assets (2)	0.05%	1.93%	(1.10)%	0.96%	(3.98)%
Portfolio Turnover Rate	41%	2%	52%	8%	35%

Moderately Aggressive Balanced Allocation Portfolio - Class C Shares

	Year Ended August 31, 2023	Year Ended August 31, 2022	Year Ended August 31, 2021	Year Ended August 31, 2020	Year Ended August 31, 2019
Net Asset Value, Beginning of Year	\$ 10.48	\$ 12.32	\$ 10.41	\$ 9.91	\$ 10.35
Income from Investment Operations:					
Net investment income (loss) (1)	0.01	0.20	(0.12)	0.19	(0.45)
Net realized and unrealized gain (loss)	0.51	(1.21)	2.13	0.52	0.28
Total from investment operations	0.52	(1.01)	2.01	0.71	(0.17)
Dividends and Distributions:					
Dividends from net investment income	—	(0.24)	—	(0.20)	(0.27)
Distributions from realized gains	(0.58)	(0.59)	(0.10)	(0.01)	—
Total dividends and distributions	(0.58)	(0.83)	(0.10)	(0.21)	(0.27)
Net Asset Value, End of Year	\$ 10.42	\$ 10.48	\$ 12.32	\$ 10.41	\$ 9.91
Total Return *	5.20%	(8.79)%	19.45%	7.13%	(1.38)%
Ratios and Supplemental Data:					
Net assets, end of year (000s)	\$ 202	\$ 187	\$ 202	\$ 161	\$ 175
Ratio of gross operating expenses to average net assets (2)	3.56%	3.26%	3.50%	3.08%	2.40%
Ratio of net operating expenses to average net assets (2)	1.99%	1.99%	1.93%	1.79%	1.79%
Ratio of net investment income (loss) after expenses reimbursement/recoupment to average net assets (2)	0.05%	1.75%	(1.09)%	1.88%	(4.40)%
Portfolio Turnover Rate	34%	0%	48%	8%	69%

(1) Per share amounts calculated using the average shares method, which more appropriately presents the per share data for the year.

(2) Does not include the expenses of funds in which the Fund invests.

* Assumes reinvestment of all dividends and distributions. Aggregate (not annualized) total return is shown for any period shorter than one year. Total return does not reflect the deduction of taxes that a shareholder would pay on distributions or on the redemption of shares.

** Per share amount represents less than \$0.01 per share.

FINANCIAL HIGHLIGHTS (For a share outstanding throughout each year)

Moderately Conservative Balanced Allocation Portfolio - Class C Shares

	Year Ended August 31, 2023	Year Ended August 31, 2022	Year Ended August 31, 2021	Year Ended August 31, 2020	Year Ended August 31, 2019
Net Asset Value, Beginning of Year	\$ 9.78	\$ 11.78	\$ 10.28	\$ 9.92	\$ 10.25
Income (Loss) from Investment Operations:					
Net investment income (loss) (1)	0.01	0.19	(0.13)	0.15	(0.37)
Net realized and unrealized gain (loss)	0.39	(1.05)	1.77	0.51	0.30
Total from investment operations	0.40	(0.86)	1.64	0.66	(0.07)
Dividends and Distributions:					
Dividends from net investment income	—	(0.20)	—	(0.21)	(0.26)
Distributions from realized gains	(0.71)	(0.94)	(0.14)	(0.09)	—
Total dividends and distributions	(0.71)	(1.14)	(0.14)	(0.30)	(0.26)
Net Asset Value, End of Year	\$ 9.47	\$ 9.78	\$ 11.78	\$ 10.28	\$ 9.92
Total Return *	4.44%	(8.01)%	16.10%	6.72% #	(0.39)%
Ratios and Supplemental Data:					
Net assets, end of year (000s)	\$ 178	\$ 155	\$ 168	\$ 83	\$ 190
Ratio of gross operating expenses to average net assets (2)	4.09%	3.50%	3.39%	2.85%	3.29%
Ratio of net operating expenses to average net assets (2)	1.99%	1.99%	1.93%	1.79%	1.79%
Ratio of net investment income (loss) after expense reimbursement/recoupment to average net assets (2)	0.09%	1.82%	(1.16)%	1.50%	(3.77)%
Portfolio Turnover Rate	87%	10%	74%	11%	57%

(1) Per share amounts calculated using the average shares method, which more appropriately presents the per share data for the year.

(2) Does not include the expenses of funds in which the Fund invests.

* Assumes reinvestment of all dividends and distributions. Aggregate (not annualized) total return is shown for any period shorter than one year. Total return does not reflect the deduction of taxes that a shareholder would pay on distributions or on the redemption of shares.

Includes adjustments in accordance with accounting principles generally accepted in the United States and, consequently, the net asset value for financial reporting purposes and the returns based upon those net asset values may differ from the net asset values and returns for shareholder transactions.

FINANCIAL HIGHLIGHTS (For a share outstanding throughout each year)

Large Capitalization Value Portfolio - Class C Shares

	Year Ended August 31, 2023	Year Ended August 31, 2022	Year Ended August 31, 2021	Year Ended August 31, 2020	Year Ended August 31, 2019
Net Asset Value, Beginning of Year	\$ 18.79	\$ 25.16	\$ 17.64	\$ 16.91	\$ 18.61
Income (Loss) from Investment Operations:					
Net investment loss (1)	(0.23)	(0.40)	(0.33)	(0.20)	(0.17)
Net realized and unrealized gain (loss)	1.57	0.32	7.85	0.93	(0.21)
Total from investment operations	1.34	(0.08)	7.52	0.73	(0.38)
Dividends and Distributions:					
Distributions from realized gains	(2.09)	(6.29)	—	—	(1.32)
Total dividends and distributions	(2.09)	(6.29)	—	—	(1.32)
Net Asset Value, End of Year	\$ 18.04	\$ 18.79	\$ 25.16	\$ 17.64	\$ 16.91
Total Return*	8.09%	(1.22)%	42.63%	4.32%	(1.15)%
Ratios and Supplemental Data:					
Net assets, end of year (000s)	\$ 139	\$ 120	\$ 125	\$ 113	\$ 245
Ratio of gross operating expenses to average net assets (2)	2.65%	2.67%	2.30%	2.17%	2.14%
Ratio of net investment loss after expense reimbursement/recoupment to average net assets	(1.33)%	(1.93)%	(1.51)%	(1.16)%	(1.03)%
Portfolio Turnover Rate	90%	117%	108%	82%	87%

Large Capitalization Growth Portfolio - Class C Shares

	Year Ended August 31, 2023	Year Ended August 31, 2022	Year Ended August 31, 2021	Year Ended August 31, 2020	Year Ended August 31, 2019
Net Asset Value, Beginning of Year	\$ 10.01	\$ 18.60	\$ 16.76	\$ 15.88	\$ 22.83
Income (Loss) from Investment Operations:					
Net investment loss (1)	(0.17)	(0.25)	(0.26)	(0.16)	(0.17)
Net realized and unrealized gain (loss)	1.22	(1.52)	4.54	4.71	(1.38)
Total from investment operations	1.05	(1.77)	4.28	4.55	(1.55)
Dividends and Distributions:					
Distributions from realized gains	(1.48)	(6.37)	(2.44)	(3.67)	(5.40)
Distributions from return of capital	—	(0.45)	—	—	—
Total dividends and distributions	(1.48)	(6.82)	(2.44)	(3.67)	(5.40)
Net Asset Value, End of Year	\$ 9.58	\$ 10.01	\$ 18.60	\$ 16.76	\$ 15.88
Total Return*	13.43%	(17.28)%	29.86%	34.52%	(5.32)%
Ratios and Supplemental Data:					
Net assets, end of year (000s)	\$ 1,695	\$ 1,919	\$ 2,854	\$ 2,676	\$ 3,258
Ratio of gross operating expenses to average net assets (3)	2.62%	2.68%	2.37%	2.13%	2.06%
Ratio of net investment loss after expense reimbursement/recoupment to average net assets	(1.89)%	(2.00)%	(1.57)%	(1.12)%	(0.98)%
Portfolio Turnover Rate	74%	60%	65%	74%	90%

(1) Per share amounts calculated using the average shares method, which more appropriately presents the per share data for the year.

(2) Ratio of net operating expenses to average net assets (after waiver and/or reimbursement or reduction by commissions recaptured) for the Large Cap Value Portfolio:

2.65% 2.67% 2.30% 2.17% 2.14%

(3) Ratio of net operating expenses to average net assets (after waiver and/or reimbursement or reduction by commissions recaptured) for the Large Cap Growth Portfolio:

2.62% 2.68% 2.37% 2.13% 2.06%

* Assumes reinvestment of all dividends and distributions and does not assume the effects of any sales charges. Aggregate (not annualized) total return is shown for any period shorter than one year. Total return does not reflect the deduction of taxes that a shareholder would pay on distributions or on the redemption of shares.

FINANCIAL HIGHLIGHTS (For a share outstanding throughout each year)

Mid Capitalization Portfolio - Class C Shares

	Year Ended August 31, 2023	Year Ended August 31, 2022	Year Ended August 31, 2021	Year Ended August 31, 2020	Year Ended August 31, 2019
Net Asset Value, Beginning of Year	\$ 7.53	\$ 10.32	\$ 8.34	\$ 8.45	\$ 10.15
Income (Loss) from Investment Operations:					
Net investment income (loss) (1)	(0.06)	(0.12)	(0.11)	(0.06)	(0.03)
Net realized and unrealized gain (loss)	0.34	(0.80)	3.16	(0.05)	(0.52)
Total from investment operations	0.28	(0.92)	3.05	(0.11)	(0.55)
Dividends and Distributions:					
Distributions from realized gains	(0.21)	(1.87)	(1.07)	—	(1.15)
Total dividends and distributions	(0.21)	(1.87)	(1.07)	—	(1.15)
Redemption Fees	—	—	—	—	—
Net Asset Value, End of Year	\$ 7.60	\$ 7.53	\$ 10.32	\$ 8.34	\$ 8.45
Total Return*	3.78%	(10.84)%	39.15%	(1.30)%	(4.10)%
Ratios and Supplemental Data:					
Net assets, end of year (000s)	\$ 104	\$ 122	\$ 178	\$ 141	\$ 246
Ratio of gross operating expenses to average net assets (2)	2.69%	3.02%	2.64%	2.46%	2.32%
Ratio of net investment income (loss) after expense reimbursement/recoupment to average net assets	(0.74)%	(1.35)%	(1.19)%	(0.74)%	(0.34)%
Portfolio Turnover Rate	68%	43%	55%	53%	49%

Small Capitalization Portfolio - Class C Shares

	Year Ended August 31, 2023	Year Ended August 31, 2022	Year Ended August 31, 2021	Year Ended August 31, 2020	Year Ended August 31, 2019
Net Asset Value, Beginning of Year	\$ 1.55	\$ 3.59	\$ 2.47	\$ 2.28	\$ 3.86
Income (Loss) from Investment Operations:					
Net investment income (1)	(0.01)	(0.03)	(0.06)	(0.03)	(0.02)
Net realized and unrealized gain (loss)	0.02	(0.02)	1.18	0.22	(0.65)
Total from investment operations	0.01	(0.05)	1.12	0.19	(0.67)
Dividends and Distributions:					
Distributions from realized gains	(0.62)	(1.99)	—	—	(0.91)
Total dividends and distributions	(0.62)	(1.99)	—	—	(0.91)
Redemption Fees	—	—	—	—	—
Net Asset Value, End of Year	\$ 0.94	\$ 1.55	\$ 3.59	\$ 2.47	\$ 2.28
Total Return*	1.82%	(8.75)%	45.34%	8.33%	(16.13)%
Ratios and Supplemental Data:					
Net assets, end of year (000s)	\$ 6	\$ 4	\$ 3	\$ 1	\$ 41
Ratio of gross operating expenses to average net assets (3)	2.81%	3.05%	2.84%	2.67%	2.43%
Ratio of net investment loss after expense reimbursement/recoupment to average net assets	(1.06)%	(1.58)%	(1.69)%	(1.43)%	(1.03)%
Portfolio Turnover Rate	95%	104%	103%	101%	90%

(1) Per share amounts calculated using the average shares method, which more appropriately presents the per share data for the year.

(2) Ratio of net operating expenses to average net assets (after waiver and/or reimbursement or reduction by commissions recaptured) for the Mid Capitalization Portfolio:

2.69% 3.02% 2.64% 2.46% 2.32%

(3) Ratio of net operating expenses to average net assets (after waiver and/or reimbursement or reduction by commissions recaptured) for the Small Cap Portfolio:

2.81% 3.05% 2.84% 2.67% 2.43%

* Assumes reinvestment of all dividends and distributions and does not assume the effects of any sales charges. Aggregate (not annualized) total return is shown for any period shorter than one year. Total return does not reflect the deduction of taxes that a shareholder would pay on distributions or on the redemption of shares.

FINANCIAL HIGHLIGHTS (For a share outstanding throughout each year)

International Equity Portfolio - Class C Shares

	Year Ended August 31, 2023	Year Ended August 31, 2022	Year Ended August 31, 2021	Year Ended August 31, 2020	Year Ended August 31, 2019
Net Asset Value, Beginning of Year	\$ 8.15	\$ 10.98	\$ 8.04	\$ 7.97	\$ 9.14
Income (Loss) from Investment Operations:					
Net investment income (loss) (1)	(0.07)	(0.04)	(0.03)	0.01	0.09
Net realized and unrealized gain (loss)	1.32	(2.76)	2.97	0.06	(1.26)
Total from investment operations	1.25	(2.80)	2.94	0.07	(1.17)
Dividends and Distributions:					
Dividends from net investment income	—	(0.03)	—	—	—
Total dividends and distributions	—	(0.03)	—	—	—
Redemption Fees	—	—	—	—	—
Net Asset Value, End of Year	\$ 9.40	\$ 8.15	\$ 10.98	\$ 8.04	\$ 7.97
Total Return*	15.34% #	(25.55)%	36.57%	0.63% #	(12.80)% #
Ratios and Supplemental Data:					
Net assets, end of year (000s)	\$ 10	\$ 8	\$ 9	\$ 1	\$ 9
Ratio of gross operating expenses to average net assets (2)	3.16%	4.18%	3.96%	2.69%	2.58%
Ratio of net investment income (loss) after expense reimbursement/recoupment to average net assets	(0.84)%	(0.39)%	(0.31)%	0.15%	1.13%
Portfolio Turnover Rate	59%	47%	59%	52%	95%

Health & Biotechnology Portfolio - Class C Shares

	Year Ended August 31, 2023	Year Ended August 31, 2022	Year Ended August 31, 2021	Year Ended August 31, 2020	Year Ended August 31, 2019
Net Asset Value, Beginning of Year	\$ 13.94	\$ 15.95	\$ 15.68	\$ 14.79	\$ 20.70
Income (Loss) from Investment Operations:					
Net investment loss (1)	(0.27)	(0.30)	(0.25)	(0.15)	(0.17)
Net realized and unrealized gain (loss)	1.09	(0.92)	3.10	1.95	(1.68)
Total from investment operations	0.82	(1.22)	2.85	1.80	(1.85)
Dividends and Distributions:					
Distributions from realized gains	(1.27)	(0.79)	(2.58)	(0.91)	(4.06)
Total dividends and distributions	(1.27)	(0.79)	(2.58)	(0.91)	(4.06)
Redemption Fees	—	—	—	—	—
Net Asset Value, End of Year	\$ 13.49	\$ 13.94	\$ 15.95	\$ 15.68	\$ 14.79
Total Return*	5.45%	(7.85)%	21.24%	12.16%	(10.03)%
Ratios and Supplemental Data:					
Net assets, end of year (000s)	\$ 554	\$ 632	\$ 722	\$ 743	\$ 744
Ratio of gross operating expenses to average net assets (3)	3.35%	3.50%	3.13%	2.91%	2.83%
Ratio of net investment loss after expense reimbursement/recoupment to average net assets	(1.93)%	(2.06)%	(1.67)%	(0.96)%	(1.02)%
Portfolio Turnover Rate	58%	23%	19%	21%	32%

(1) Per share amounts calculated using the average shares method, which more appropriately presents the per share data for the year.

(2) Ratio of net operating expenses to average net assets (after waiver and/or reimbursement or reduction by commissions recaptured) for the International Equity Portfolio:

3.90% 3.90% 3.65% 2.25% 2.25%

(3) Ratio of net operating expenses to average net assets (after waiver and/or reimbursement or reduction by commissions recaptured) for the Health & Biotechnology Portfolio:

3.35% 3.50% 3.13% 2.91% 2.83%

Includes adjustments in accordance with accounting principles generally accepted in the United States and, consequently, the net asset value for financial reporting purposes and the returns based upon those net asset values may differ from the net asset values and returns for shareholder transactions.

* Assumes reinvestment of all dividends and distributions and does not assume the effects of any sales charges. Aggregate (not annualized) total return is shown for any period shorter than one year. Total return does not reflect the deduction of taxes that a shareholder would pay on distributions or on the redemption of shares.

FINANCIAL HIGHLIGHTS (For a share outstanding throughout each year)

Technology & Communications Portfolio - Class C Shares

	Year Ended August 31, 2023	Year Ended August 31, 2022	Year Ended August 31, 2021	Year Ended August 31, 2020	Year Ended August 31, 2019
Net Asset Value, Beginning of Year	\$ 13.97	\$ 22.78	\$ 22.19	\$ 17.47	\$ 18.34
Income (Loss) from Investment Operations:					
Net investment loss (1)	(0.27)	(0.37)	(0.46)	(0.26)	(0.15)
Net realized and unrealized gain (loss)	2.31	(4.80)	4.69	5.95	0.16
Total from investment operations	2.04	(5.17)	4.23	5.69	0.01
Dividends and Distributions:					
Distributions from realized gains	(3.30)	(3.64)	(3.64)	(0.97)	(0.88)
Total dividends and distributions	(3.30)	(3.64)	(3.64)	(0.97)	(0.88)
Redemption Fees	—	—	—	—	—
Net Asset Value, End of Year	\$ 12.71	\$ 13.97	\$ 22.78	\$ 22.19	\$ 17.47
Total Return*	21.90%	(26.74)%	22.63%	33.93%	0.68%
Ratios and Supplemental Data:					
Net assets, end of year (000s)	\$ 2,896	\$ 3,887	\$ 9,708	\$ 9,994	\$ 8,280
Ratio of gross operating expenses to average net assets (2)	3.38%	3.27%	2.97%	2.68%	2.68%
Ratio of net investment loss after expense reimbursement/recoupment to average net assets	(2.30)%	(2.10)%	(2.18)%	(1.43)%	(0.88)%
Portfolio Turnover Rate	6%	3%	10%	10%	2%

Energy & Basic Materials Portfolio - Class C Shares

	Year Ended August 31, 2023	Year Ended August 31, 2022	Year Ended August 31, 2021	Year Ended August 31, 2020	Year Ended August 31, 2019
Net Asset Value, Beginning of Year	\$ 9.24	\$ 8.03	\$ 6.17	\$ 7.64	\$ 10.86
Income (Loss) from Investment Operations:					
Net investment income (loss) (1)	0.11	0.16	0.03	0.03	(0.04)
Net realized and unrealized gain (loss)	1.17	1.09	1.91	(1.50)	(3.18)
Total from investment operations	1.28	1.25	1.94	(1.47)	(3.22)
Dividends and Distributions:					
Dividends from net investment income	(0.27)	(0.04)	(0.08)	—	—
Total dividends and distributions	(0.27)	(0.04)	(0.08)	—	—
Redemption Fees	—	—	—	—	—
Net Asset Value, End of Year	\$ 10.25	\$ 9.24	\$ 8.03	\$ 6.17	\$ 7.64
Total Return*	14.11%	15.66%	31.63%	(19.24)%	(29.65)%
Ratios and Supplemental Data:					
Net assets, end of year (000s)	\$ 0	\$ 7	\$ 6	\$ 5	\$ 8
Ratio of gross operating expenses to average net assets (3)	4.45%	4.23%	5.06%	4.66%	4.14%
Ratio of net investment income (loss) after expense reimbursement/recoupment to average net assets	1.12%	1.74%	0.41%	0.41%	(0.41)%
Portfolio Turnover Rate	51%	43%	81%	63%	45%

(1) Per share amounts calculated using the average shares method, which more appropriately presents the per share data for the year.

(2) Ratio of net operating expenses to average net assets (after waiver and/or reimbursement or reduction by commissions recaptured) for the Technology & Communications Portfolio:

3.38% 3.27% 2.97% 2.68% 2.68%

(3) Ratio of net operating expenses to average net assets (after waiver and/or reimbursement or reduction by commissions recaptured) for the Energy & Basic Materials Portfolio:

4.00% 4.00% 4.00% 4.00% 4.00%

* Assumes reinvestment of all dividends and distributions and does not assume the effects of any sales charges. Aggregate (not annualized) total return is shown for any period shorter than one year. Total return does not reflect the deduction of taxes that a shareholder would pay on distributions or on the redemption of shares.

FINANCIAL HIGHLIGHTS (For a share outstanding throughout each year)

Financial Services Portfolio - Class C Shares

	Year Ended August 31, 2023	Year Ended August 31, 2022	Year Ended August 31, 2021	Year Ended August 31, 2020	Year Ended August 31, 2019
Net Asset Value, Beginning of Year	\$ 7.41	\$ 8.96	\$ 6.05	\$ 6.95	\$ 9.89
Income (Loss) from Investment Operations:					
Net investment income (loss) (1)	0.13	0.19	(0.03)	(0.15)	(0.14)
Net realized and unrealized gain (loss)	0.13	(1.23)	3.28	(0.54)	(1.12)
Total from investment operations	<u>0.26</u>	<u>(1.04)</u>	<u>3.25</u>	<u>(0.69)</u>	<u>(1.26)</u>
Dividends and Distributions:					
Distributions from realized gains	(0.47)	(0.51)	(0.34)	(0.21)	(1.68)
Total dividends and distributions	<u>(0.47)</u>	<u>(0.51)</u>	<u>(0.34)</u>	<u>(0.21)</u>	<u>(1.68)</u>
Redemption Fees	—	—	—	—	—
Net Asset Value, End of Year	\$ 7.20	\$ 7.41	\$ 8.96	\$ 6.05	\$ 6.95
Total Return*	3.57%	(12.37)%	55.79%	(10.47)%	(11.79)%
Ratios and Supplemental Data:					
Net assets, end of year (000s)	\$ 0	\$ 0	\$ 0	\$ 0	\$ 7
Ratio of gross operating expenses to average net assets (2)	4.19%	4.28%	3.42%	4.21%	4.35%
Ratio of net investment income (loss) after expense reimbursement/recoupment to average net assets	1.82%	2.34%	(0.37)%	(2.04)%	(1.75)%
Portfolio Turnover Rate	45%	39%	59%	71%	67%

Investment Quality Bond Portfolio - Class C Shares

	Year Ended August 31, 2023	Year Ended August 31, 2022	Year Ended August 31, 2021	Year Ended August 31, 2020	Year Ended August 31, 2019
Net Asset Value, Beginning of Year	\$ 9.02	\$ 9.55	\$ 9.74	\$ 9.55	\$ 9.32
Income (Loss) from Investment Operations:					
Net investment income (loss) (1)	(0.06)	(0.19)	(0.12)	(0.02)	0.01
Net realized and unrealized gain (loss)	(0.03)	(0.22)	(0.06)	0.23	0.27
Total from investment operations	<u>(0.09)</u>	<u>(0.41)</u>	<u>(0.18)</u>	<u>0.21</u>	<u>0.28</u>
Dividends and Distributions:					
Dividends from net investment income	(0.02)	—	(0.01)	(0.02)	(0.05)
Distributions from realized gains	—	(0.12)	—	—	—
Distributions from return of capital	(0.01)	—	—	—	—
Total dividends and distributions	<u>(0.03)</u>	<u>(0.12)</u>	<u>(0.01)</u>	<u>(0.02)</u>	<u>(0.05)</u>
Redemption Fees	—	—	—	—	—
Net Asset Value, End of Year	\$ 8.90	\$ 9.02	\$ 9.55	\$ 9.74	\$ 9.55
Total Return*	(1.00)%	(4.28)%	(1.83)%	2.17%	3.04%
Ratios and Supplemental Data:					
Net assets, end of year (000s)	\$ 4	\$ 35	\$ 37	\$ 39	\$ 103
Ratio of gross operating expenses to average net assets (3),(4)	2.56%	2.91%	2.39%	2.39%	2.32%
Ratio of net investment income (loss) after expense reimbursement/recoupment to average net assets (4)	(0.62)%	(2.11)%	(1.27)%	(0.24)%	0.15%
Portfolio Turnover Rate	103%	1%	62%	23%	11%

(1) Per share amounts calculated using the average shares method, which more appropriately presents the per share data for the year.

(2) Ratio of net operating expenses to average net assets (after waiver and/or reimbursement or reduction by commissions recaptured) for the Financial Services Portfolio:

4.00%	4.00%	3.00%	4.00%	4.00%
-------	-------	-------	-------	-------

(3) Ratio of net operating expenses to average net assets (after waiver and/or reimbursement or reduction by commissions recaptured) for the Investment Quality Bond Portfolio:

2.56%	2.90%	2.39%	2.39%	2.32%
-------	-------	-------	-------	-------

(4) Does not include the expenses of funds in which the Fund invests.

* Assumes reinvestment of all dividends and distributions and does not assume the effects of any sales charges. Aggregate (not annualized) total return is shown for any period shorter than one year. Total return does not reflect the deduction of taxes that a shareholder would pay on distributions or on the redemption of shares.

FINANCIAL HIGHLIGHTS (For a share outstanding throughout each year)

Municipal Bond Portfolio - Class C Shares

	Year Ended August 31, 2023	Year Ended August 31, 2022	Year Ended August 31, 2021	Year Ended August 31, 2020	Year Ended August 31, 2019
Net Asset Value, Beginning of Year	\$ 8.60	\$ 8.97	\$ 9.08	\$ 9.01	\$ 8.95
Income (Loss) from Investment Operations:					
Net investment income (loss) (1)	(0.07)	(0.22)	(0.12)	0.00 **	0.00 **
Net realized and unrealized gain (loss)	(0.11)	(0.15)	0.02	0.08	0.07
Total from investment operations	(0.18)	(0.37)	(0.10)	0.08	0.07
Dividends and Distributions:					
Dividends from net investment income	—	—	—	(0.01)	(0.01)
Return of Capital	—	—	(0.01)	—	—
Total dividends and distributions	—	—	(0.01)	(0.01)	(0.01)
Net Asset Value, End of Year	\$ 8.42	\$ 8.60	\$ 8.97	\$ 9.08	\$ 9.01
Total Return*	(2.09)%	(4.12)% #	(1.14)% #	0.88% #	0.77% #
Ratios and Supplemental Data:					
Net assets, end of year (000s)	\$ 22	\$ 22	\$ 35	\$ 35	\$ 70
Ratio of gross operating expenses to average net assets (2),(4)	4.06%	3.68%	3.74%	3.72%	4.01%
Ratio of net investment income (loss) after expense reimbursement/recoupment to average net assets (4)	(0.85)%	(2.47)%	(1.30)%	0.00%	0.04%
Portfolio Turnover Rate	101%	0%	82%	22%	2%

U.S. Government Money Market Portfolio - Class C Shares

	Year Ended August 31, 2023	Year Ended August 31, 2022	Year Ended August 31, 2021	Year Ended August 31, 2020	Year Ended August 31, 2019
Net Asset Value, Beginning of Year	\$ 1.00	\$ 1.00	\$ 1.00	\$ 1.00	\$ 1.00
Income (Loss) from Investment Operations:					
Net investment income (1)	0.03	0.00 **	0.00 **	0.00 **	0.00 **
Net realized and unrealized gain (loss)	—	—	—	—	—
Total from investment operations	0.03	0.00 **	0.00 **	0.00 **	0.00 **
Dividends and Distributions:					
Dividends from net investment income	(0.03)	(0.00) **	(0.00) **	(0.00) **	(0.00) **
Distributions from realized gains	—	—	—	—	—
Total dividends and distributions	(0.03)	(0.00) **	(0.00) **	(0.00) **	(0.00) **
Net Asset Value, End of Year	\$ 1.00	\$ 1.00	\$ 1.00	\$ 1.00	\$ 1.00
Total Return*	2.55%	0.01%	0.02%	0.00% #	0.16%
Ratios and Supplemental Data:					
Net assets, end of year (000s)	\$ 280	\$ 94	\$ 105	\$ 98	\$ 165
Ratio of gross operating expenses to average net assets (3),(4)	1.99%	1.92%	1.07%	2.18%	2.21%
Ratio of net investment income (loss) after expense reimbursement/recoupment to average net assets (4)	2.48%	0.02%	0.00%	(0.77)%	0.18%
Portfolio Turnover Rate	N/A	N/A	N/A	N/A	N/A

(1) Per share amounts calculated using the average shares method, which more appropriately presents the per share data for the year.

(2) Ratio of net operating expenses to average net assets (after waiver and/or reimbursement or reduction by commissions recaptured) for the Municipal Bond Portfolio:

2.90% 2.90% 1.94% 1.55% 1.95%

(3) Ratio of net operating expenses to average net assets (after waiver and/or reimbursement or reduction by commissions recaptured) for the U.S. Government Money Market Portfolio:

1.99% 0.46% 0.02% 1.68% 2.15%

(4) Does not include the expenses of funds in which the Fund invests.

Includes adjustments in accordance with accounting principles generally accepted in the United States and, consequently, the net asset value for financial reporting purposes and the returns based upon those net asset values may differ from the net asset values and returns for shareholder transactions.

* Assumes reinvestment of all dividends and distributions and does not assume the effects of any sales charges. Aggregate (not annualized) total return is shown for any period shorter than one year. Total return does not reflect the deduction of taxes that a shareholder would pay on distributions or on the redemption of shares.

** Per share amount represents less than \$0.01 per share.

FACTS	WHAT DOES THE SARATOGA ADVANTAGE TRUST DO WITH YOUR PERSONAL INFORMATION?
Why?	Financial companies choose how they share your personal information. Federal law gives consumers the right to limit some but not all sharing. Federal law also requires us to tell you how we collect, share and protect your personal information. Please read this notice carefully to understand what we do.
What?	<p>The types of personal information we collect and share depend on the product or service you have with us. This information can include:</p> <ul style="list-style-type: none"> • Social Security number and wire transfer instructions • account transactions and transaction history • investment experience and purchase history <p>When you are <i>no longer</i> our customer, we continue to share your information as described in this notice.</p>
How?	All financial companies need to share customers’ personal information to run their everyday business. In the section below, we list the reasons financial companies can share their customers’ personal information; the reasons The Saratoga Advantage Trust (the “Trust”) choose to share; and whether you can limit this sharing.

Reasons we can share your personal information	Does the Trust share?	Can you limit this sharing?
For our everyday business purposes – such as to process your transactions, maintain your account(s), respond to court orders and legal investigations, or report to credit bureaus	Yes	No
For our marketing purposes – to offer our products and services to you	Yes	No
For joint marketing with other financial companies	No	We don’t share
For our affiliates’ everyday business purposes – information about your transactions and experiences	Yes	No
For our affiliates’ everyday business purposes – information about your creditworthiness	No	We don’t share
For our affiliates to market to you	No	We don’t share
For nonaffiliates to market to you	No	We don’t share
Questions?	Call 1-800-807-FUND	

Who is providing this notice?	
Who is providing this notice?	The Saratoga Advantage Trust
What we do	
How does The Trust protect my personal information?	To protect your personal information from unauthorized access and use, we use security measures that comply with federal law. These measures include computer safeguards and secured files and buildings. We restrict access to nonpublic personal information about you to those employees who need to know that information to provide products or services to you.
How does The Trust collect my personal information?	We collect your personal information, for example, when you <ul style="list-style-type: none"> • open an account or deposit money • direct us to buy securities or direct us to sell your securities • seek information about your investments We also collect your personal information from others, such as credit bureaus, affiliates, or other companies.
Why can't I limit all sharing?	Federal law gives you the right to limit only <ul style="list-style-type: none"> • sharing for affiliates' everyday business purposes—information about your creditworthiness • affiliates from using your information to market to you • sharing for non-affiliates to market to you • State laws and individual companies may give you additional rights to limit sharing.
Definitions	
Affiliates	Companies related by common ownership or control. They can be financial and nonfinancial companies. <ul style="list-style-type: none"> • Our affiliates include financial companies such as Saratoga Capital Management, LLC.
Nonaffiliates	Companies not related by common ownership or control. They can be financial and nonfinancial companies. <ul style="list-style-type: none"> • The Trust does not share your personal information with nonaffiliates so they can market you.
Joint marketing	A formal agreement between nonaffiliated financial companies that together market financial products or services to you. <ul style="list-style-type: none"> • The Trust does not jointly market.

APPENDIX A

Intermediary-Specific Sales Charge Waivers and Discounts

The availability of certain initial or deferred sales charge waivers and discounts may depend on the particular financial intermediary or type of account through which you purchase or hold Portfolio shares.

Intermediaries may have different policies and procedures regarding the availability of front-end sales load waivers or contingent deferred (back-end) sales load (“CDSC”) waivers which are discussed below. In all instances, it is the purchaser’s responsibility to notify the fund or the purchaser’s financial intermediary at the time of purchase of any relationship or other facts qualifying the purchaser for sales charge waivers or discounts. For waivers and discounts not available through a particular intermediary, shareholders will have to purchase fund shares directly from the fund or through another intermediary to receive these waivers or discounts.

Raymond James & Associates, Inc., Raymond James Financial Services, Inc. and each entity’s affiliates (“Raymond James”)

Effective March 1, 2019, shareholders purchasing Portfolio shares through a Raymond James platform or account, or through an introducing broker-dealer or independent registered investment adviser for which Raymond James provides trade execution, clearance, and/or custody services, will be eligible only for the following load waivers (front-end sales charge waivers and contingent deferred, or back-end, sales charge waivers) and discounts, which may differ from those disclosed elsewhere in this Portfolios’ Prospectus or SAI.

Front-end sales load waivers on Class A shares available at Raymond James

- Shares purchased in an investment advisory program.
- Shares purchased within the same fund family through a systematic reinvestment of capital gains distributions and dividend reinvestment when purchasing shares of the same portfolio (but not any other fund within the fund family).
- Employees and registered representatives of Raymond James or its affiliates and their family members as designated by Raymond James.
- Shares purchased from the proceeds of redemptions within the same portfolio family, provided (1) the repurchase occurs within 90 days following the redemption, (2) the redemption and purchase occurs in the same account, and (3) redeemed shares were subject to a front-end or deferred sales load (known as Rights of Reinstatement).
- A shareholder in a Portfolio’s Class C shares will have their shares converted at NAV to Class A shares (or the appropriate share class) of the Portfolio if the shares are no longer subject to a CDSC and the conversion is in line with the policies and procedures of Raymond James.

CDSC Waivers on Classes A and C shares available at Raymond James

- Death or disability of the shareholder.
- Shares sold as part of a systematic withdrawal plan as described in the Prospectus.
- Return of excess contributions from an IRA Account.
- Shares sold as part of a required minimum distribution for IRA and retirement accounts due to the shareholder reaching age 70 1/2 as described in the Prospectus.
- Shares sold to pay Raymond James fees but only if the transaction is initiated by Raymond James.
- Shares acquired through a right of reinstatement.

Front-end load discounts available at Raymond James: breakpoints, and/or rights of accumulation, and/or letters of intent

- Breakpoints as described in this Prospectus.
- Rights of accumulation which entitle shareholders to breakpoint discounts will be automatically calculated based on the aggregated holding of fund family assets held by accounts within the purchaser’s household at Raymond James. Eligible fund family assets not held at Raymond James may be included in the calculation of rights of accumulation calculation only if the shareholder notifies his or her financial advisor about such assets.
- Letters of intent which allow for breakpoint discounts based on anticipated purchases within a fund family, over a 13-month time period. Eligible fund family assets not held at Raymond James may be included in the calculation of letters of intent only if the shareholder notifies his or her financial advisor about such assets.

Janney Montgomery Scott LLC (“Janney”)

Effective May 1, 2020, if you purchase fund shares through a Janney brokerage account, you will be eligible for the following load waivers (front-end sales charge waivers and contingent deferred sales charge (“CDSC”), or back-end sales charge, waivers) and discounts, which may differ from those disclosed elsewhere in this fund’s Prospectus or SAI.

Front-end sales charge* waivers on Class A shares available at Janney

- Shares purchased through reinvestment of capital gains distributions and dividend reinvestment when purchasing shares of the same fund (but not any other fund within the fund family).
- Shares purchased by employees and registered representatives of Janney or its affiliates and their family members as designated by Janney.
- Shares purchased from the proceeds of redemptions within the same fund family, provided (1) the repurchase occurs within ninety (90) days following the redemption, (2) the redemption and purchase occur in the same account, and (3) redeemed shares were subject to a front-end or deferred sales load (i.e., right of reinstatement).
- Employer-sponsored retirement plans (e.g., 401(k) plans, 457 plans, employer-sponsored 403(b) plans, profit sharing and money purchase pension plans and defined benefit plans). For purposes of this provision, employer-sponsored retirement plans do not include SEP IRAs, Simple IRAs, SAR-SEPs or Keogh plans.
- Shares acquired through a right of reinstatement.
- Class C shares that are no longer subject to a contingent deferred sales charge and are converted to Class A shares of the same fund pursuant to Janney’s policies and procedures.

CDSC waivers on Class A and C shares available at Janney

- Shares sold upon the death or disability of the shareholder.
- Shares sold as part of a systematic withdrawal plan as described in the fund’s Prospectus.
- Shares purchased in connection with a return of excess contributions from an IRA account.
- Shares sold as part of a required minimum distribution for IRA and other retirement accounts due to the shareholder reaching age 70½ as described in the fund’s Prospectus.
- Shares sold to pay Janney fees but only if the transaction is initiated by Janney.
- Shares acquired through a right of reinstatement.
- Shares exchanged into the same share class of a different fund.

Front-end sales charge* discounts available at Janney: breakpoints, rights of accumulation, and/or letters of intent

- Breakpoints as described in the fund’s Prospectus.
 - Rights of accumulation (“ROA”), which entitle shareholders to breakpoint discounts, will be automatically calculated based on the aggregated holding of fund family assets held by accounts within the purchaser’s household at Janney. Eligible fund family assets not held at Janney may be included in the ROA calculation only if the shareholder notifies his or her financial advisor about such assets.
 - Letters of intent which allow for breakpoint discounts based on anticipated purchases within a fund family, over a 13-month time period. Eligible fund family assets not held at Janney Montgomery Scott may be included in the calculation of letters of intent only if the shareholder notifies his or her financial advisor about such assets.
- *Also referred to as an “initial sales charge.”

Robert W. Baird & Co. (“Baird”)

Effective September 15, 2020, shareholders purchasing fund shares through a Baird platform or account will only be eligible for the following sales charge waivers (front-end sales charge waivers and CDSC waivers) and discounts, which may differ from those disclosed elsewhere in this Prospectus or the SAI.

Front-End Sales Charge Waivers on Class A shares Available at Baird

- Shares purchased through reinvestment of capital gains distributions and dividend reinvestment when purchasing shares of the same fund
- Shares purchased by employees and registered representatives of Baird or its affiliate(s) and their family members as designated by Baird
- Shares purchased using the proceeds of redemptions from a Portfolio, provided (1) the repurchase occurs within 90 days following the redemption, (2) the redemption and purchase occur in the same accounts, and (3) redeemed shares were subject to a front-end or deferred sales charge (known as rights of reinstatement)
- A shareholder in the Portfolio’s Class C shares will have their share converted at net asset value to Class A shares of the same fund if the shares are no longer subject to CDSC and the conversion is in line with the policies and procedures of Baird
- Employer-sponsored retirement plans or charitable accounts in a transactional brokerage account at Baird, including 401(k) plans, 457 plans, employer-sponsored 403(b) plans, profit sharing and money purchase pension plans and defined benefit plans. For purposes of this provision, employer-sponsored retirement plans do not include SEP IRAs, Simple IRAs or SAR-SEPs

CDSC Waivers on Class A and C shares Available at Baird

- Shares sold due to death or disability of the shareholder
- Shares sold as part of a systematic withdrawal plan as described in the Portfolio's Prospectus
- Shares bought due to returns of excess contributions from an IRA Account
- Shares sold as part of a required minimum distribution for IRA and retirement accounts due to the shareholder reaching the qualified age based on applicable Internal Revenue Service regulations as described in the Portfolio's Prospectus
- Shares sold to pay Baird fees but only if the transaction is initiated by Baird
- Shares acquired through a right of reinstatement

Front-End Sales Charge Discounts Available at Baird: Breakpoints and/or Rights of Accumulation

- Breakpoints as described in this Prospectus
- Rights of accumulation, which entitle shareholders to breakpoint discounts, will be automatically calculated based on the aggregated holding of fund family assets held by accounts within the purchaser's household at Baird. Eligible fund family assets not held at Baird may be included in the rights of accumulation calculation only if the shareholder notifies his or her financial advisor about such assets
- Letters of Intent (LOI) allow for breakpoint discounts based on anticipated purchases within a fund family through Baird, over a 13-month period of time

CLASS C SHARES PROSPECTUS

THE SARATOGA
ADVANTAGE TRUST



Additional information about each Portfolio's investments is available in the Trust's Annual and Semi-Annual Reports to Shareholders. In the Trust's Annual Report, you will find a discussion of the market conditions and investment strategies that significantly affected each Portfolio's performance during its last fiscal year. The Trust's Statement of Additional Information also provides additional information about each Portfolio. The Statement of Additional Information is incorporated herein by reference (legally is part of this Prospectus). For a free copy of the Annual Report, the Semi-Annual Report or the Statement of Additional Information, to request other information about the Trust, or to make shareholder inquiries, please call: 1-(800) 807- FUND.

You also may obtain information about the Trust, including the Annual and Semi-Annual Reports and the Statement of Additional Information, by calling your financial advisor or by visiting our Internet site at: www.saratogacap.com.

Information about the Trust, including the Annual and Semi-Annual Reports and the Statement of Additional Information, can be reviewed and copied at the SEC's Public Reference Section. Reports and other information about the Trust are available on the EDGAR Database on the SEC's Internet site at <http://www.sec.gov> and copies of this information may be obtained, after paying a duplicating fee, by electronic request at the following e-mail address: publicinfo@sec.gov.

The Trust's Investment Company Act file number is 811-08542.